

US00D947341S

(12) **United States Design Patent** (10) **Patent No.:** **US D947,341 S**
Xia et al. (45) **Date of Patent:** **** Mar. 29, 2022**

(54) **AIR PURIFIER**

D918,371 S * 5/2021 Zeng D23/364
D935,591 S * 11/2021 Xu D23/364
2020/0224892 A1 * 7/2020 Yang F24F 1/029

(71) Applicant: **SHENZHEN VANTOP TECHNOLOGY & INNOVATION CO., LTD.**, Shenzhen (CN)

FOREIGN PATENT DOCUMENTS

(72) Inventors: **Yijia Xia**, Shenzhen (CN); **Mei Long**, Shenzhen (CN); **Jun Li**, Shenzhen (CN)

CN 306066806 * 9/2020
KR 301057976.0000 * 5/2020
KR 301058903.0000 * 5/2020

(73) Assignee: **SHENZHEN VANTOP TECHNOLOGY & INNOVATION CO., LTD.**, Shenzhen (CN)

OTHER PUBLICATIONS

(**) Term: **15 Years**

LEVOIT Air Purifiers, first available Aug. 10, 2020[online], [site visited Dec. 13, 2021], Available from internet, URL:<<https://www.amazon.ca/dp/B08FJ678YK>> (Year: 2020).*
Levoit Air Purifier, first available Aug. 9, 2020[online], [site visited Dec. 13, 2021], Available from internet, URL:<<https://www.amazon.ca/dp/B07TLWV3HV?th=1>> (Year: 2020).*

(21) Appl. No.: **29/762,749**

* cited by examiner

(22) Filed: **Dec. 18, 2020**

(51) **LOC (13) Cl.** **23-04**

Primary Examiner — Barbara Fox
Assistant Examiner — Jamaal Rasheed

(52) **U.S. Cl.**
USPC **D23/364**

(58) **Field of Classification Search**
USPC D23/356, 359, 364–365, 378, 499
CPC F24F 1/029; F24F 1/035; F24F 1/0287;
F24F 6/14; B05B 17/06
See application file for complete search history.

(57) **CLAIM**

The ornamental design for an air purifier, as shown and described.

DESCRIPTION

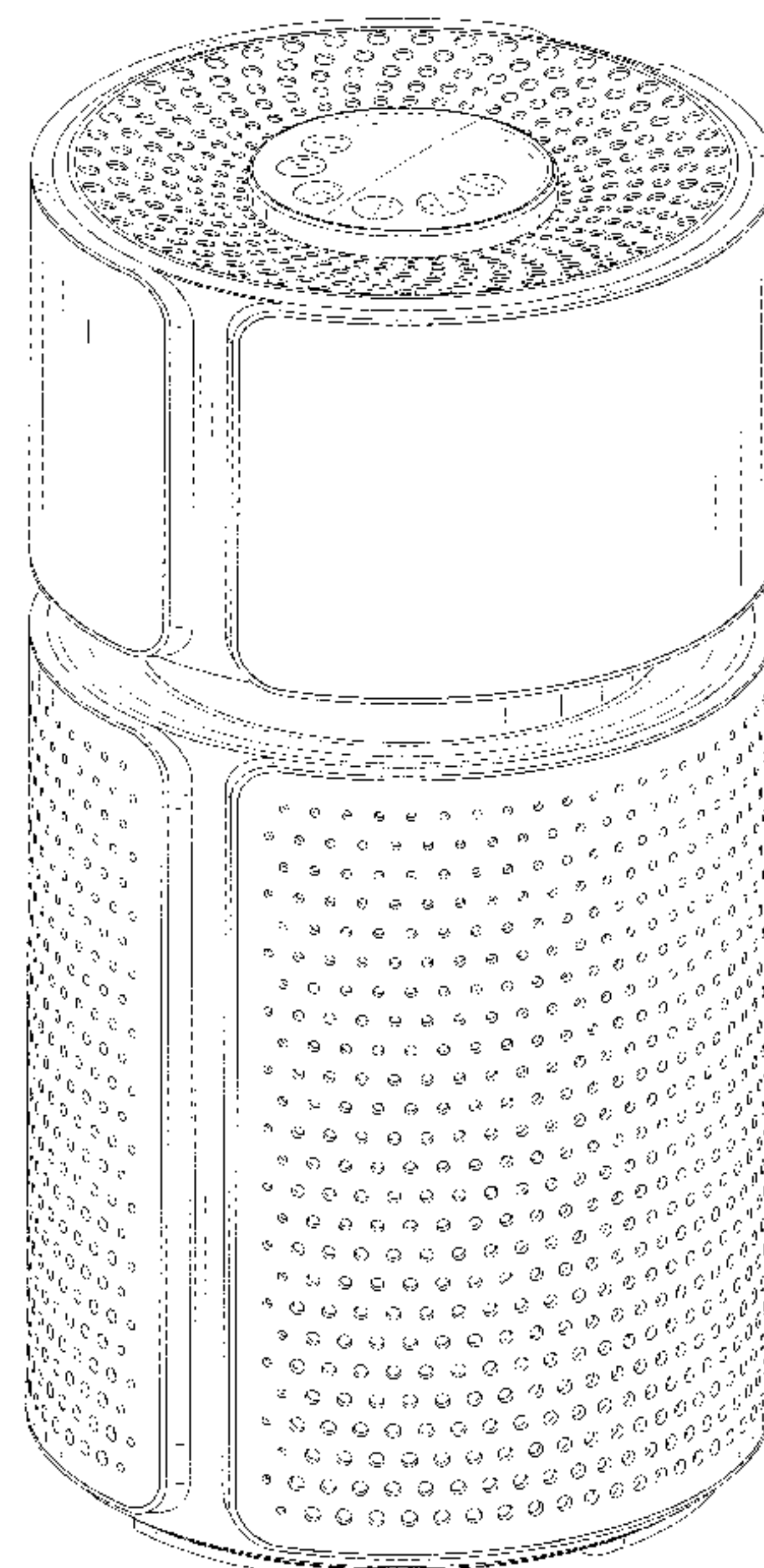
(56) **References Cited**

U.S. PATENT DOCUMENTS

D810,135 S * 2/2018 Langhammer D14/496
D835,766 S * 12/2018 Chen D23/364
D836,760 S * 12/2018 Fredang D23/364
D865,149 S * 10/2019 Lin D23/364
D882,056 S * 4/2020 Baillie D23/364
D886,272 S * 6/2020 Yang D23/364
D886,975 S * 6/2020 Yang D23/364
D888,923 S * 6/2020 Zhong D23/364
D905,220 S * 12/2020 Farone D23/364
D906,501 S * 12/2020 Lim D23/364
D912,795 S * 3/2021 Wang D23/364

FIG. 1 is a perspective view of an air purifier showing my new design;
FIG. 2 is another perspective view thereof;
FIG. 3 is a front elevational view thereof;
FIG. 4 is a rear elevational view thereof;
FIG. 5 is a left side elevational view thereof;
FIG. 6 is a right side elevational view thereof;
FIG. 7 is a top plan view thereof; and,
FIG. 8 is a bottom plan view thereof.
The broken lines in the drawings depict portions of the air purifier that form no part of the claimed design.

1 Claim, 8 Drawing Sheets



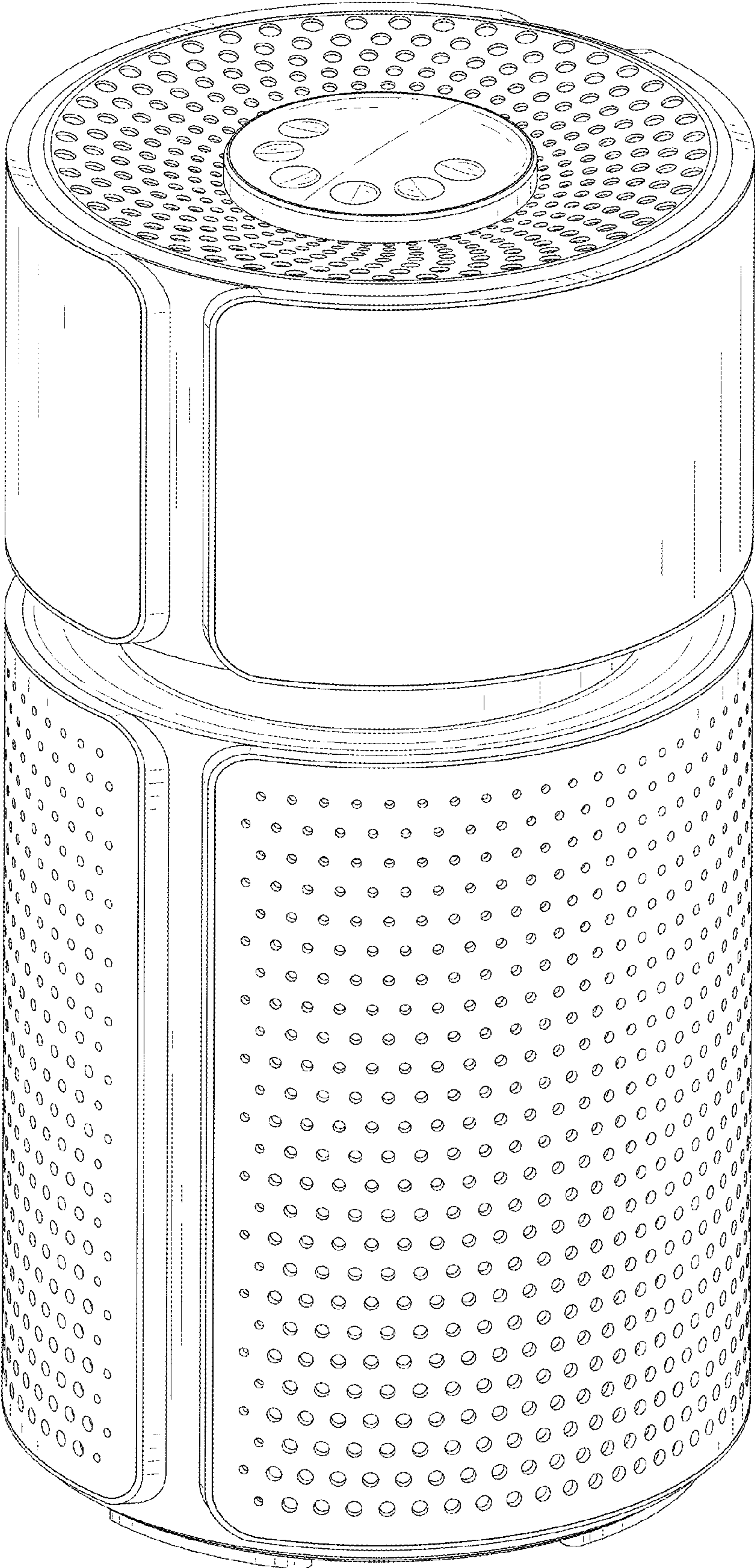


FIG. 1

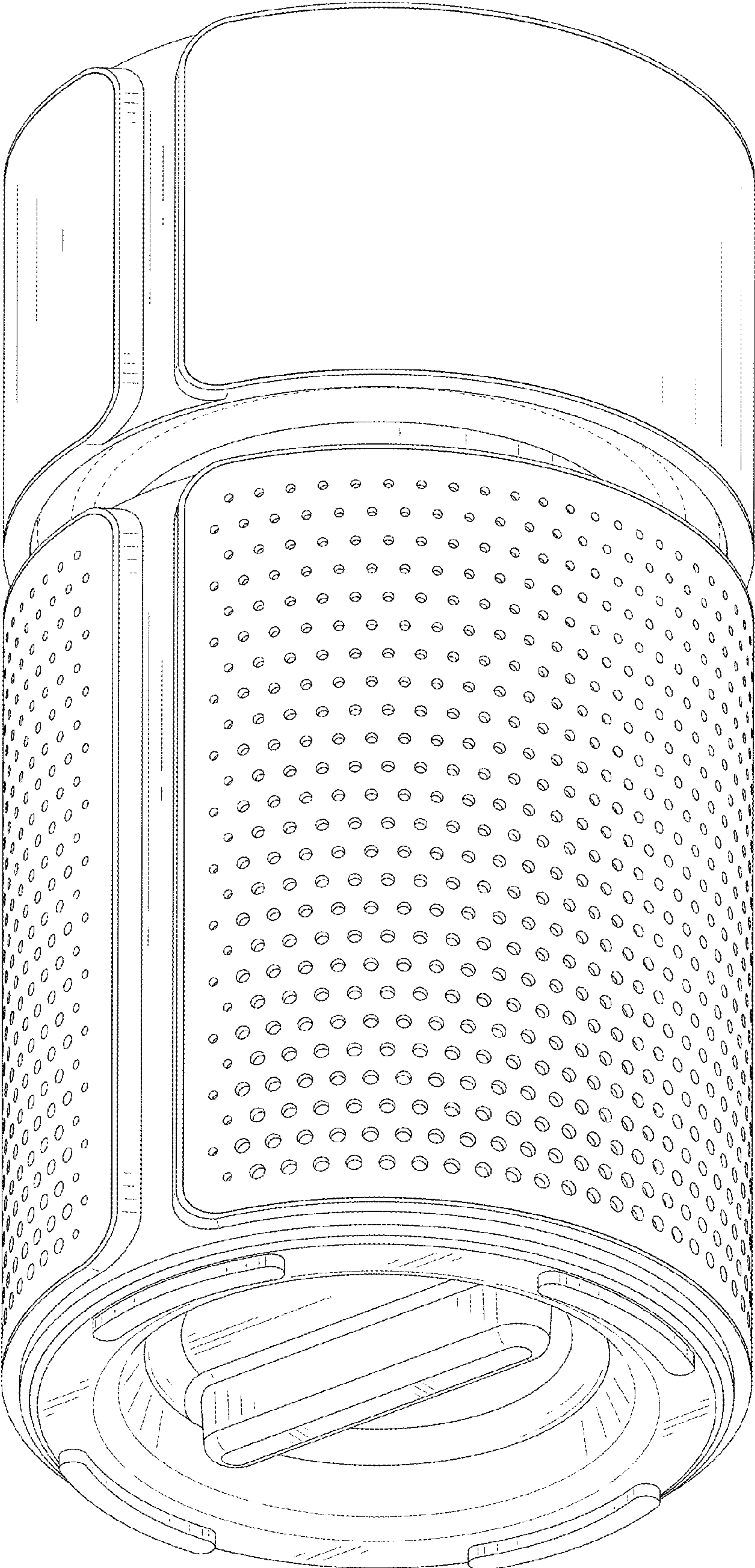


FIG. 2

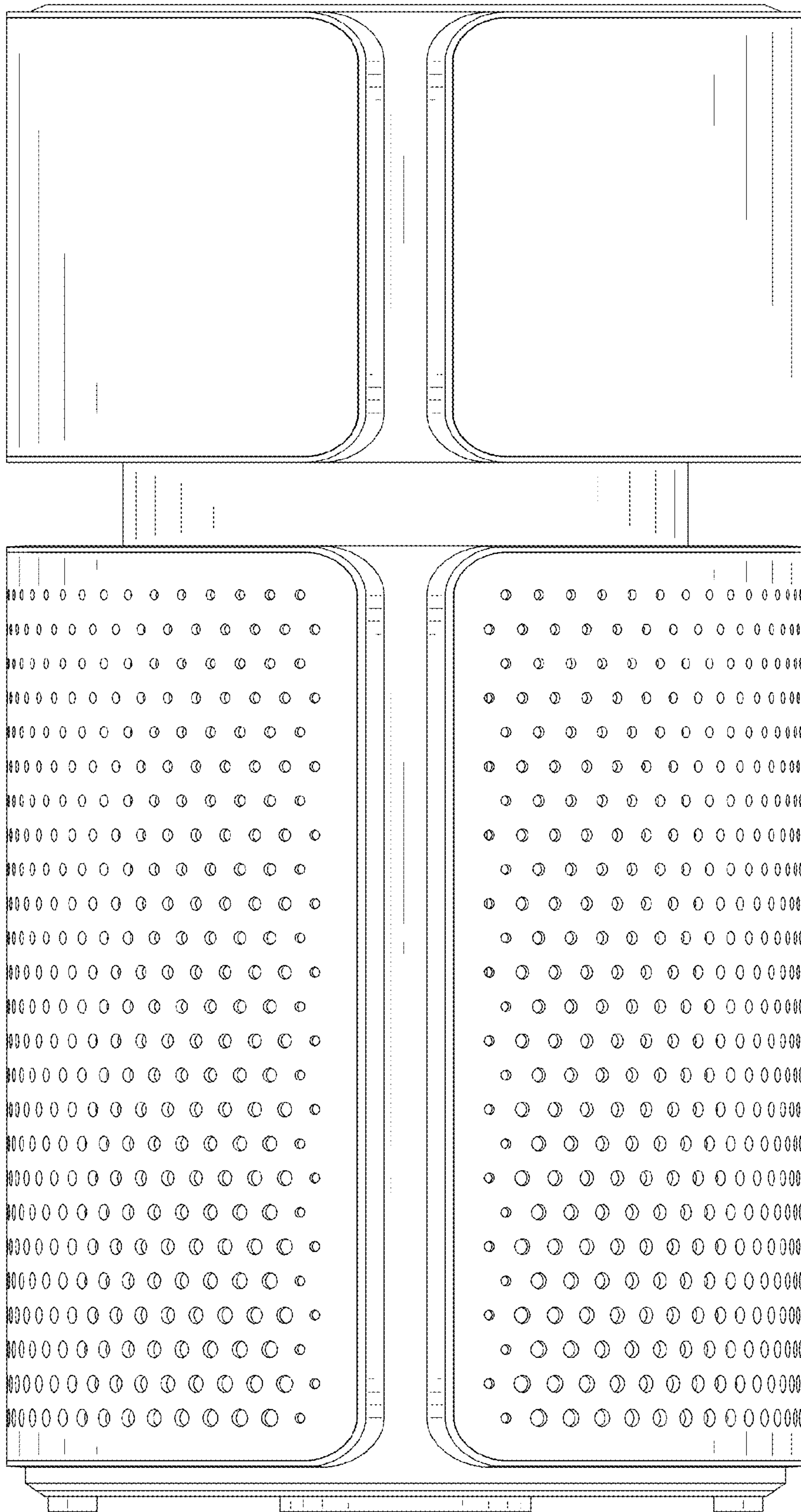


FIG. 3

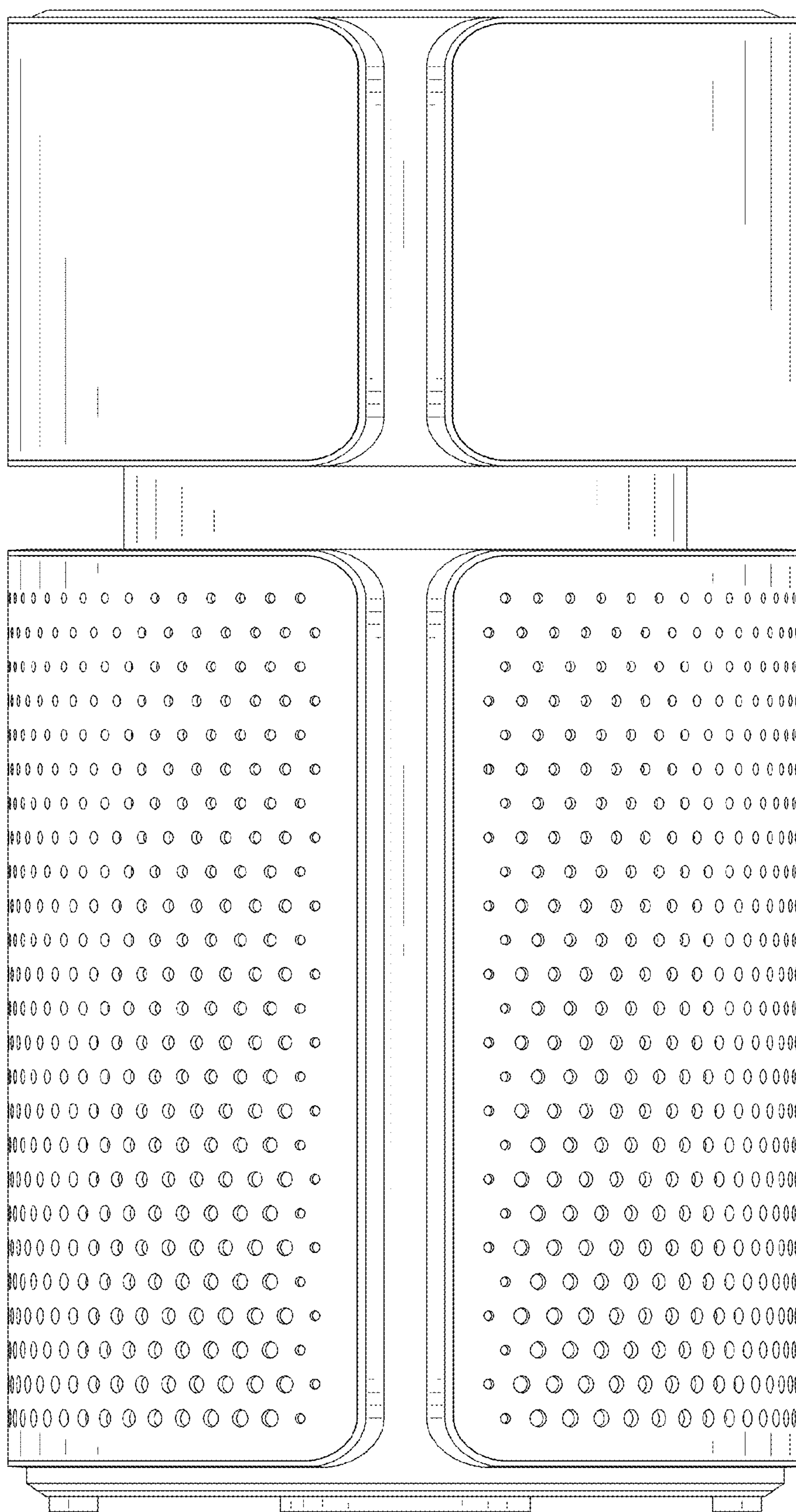


FIG. 4




FIG. 5




FIG. 6

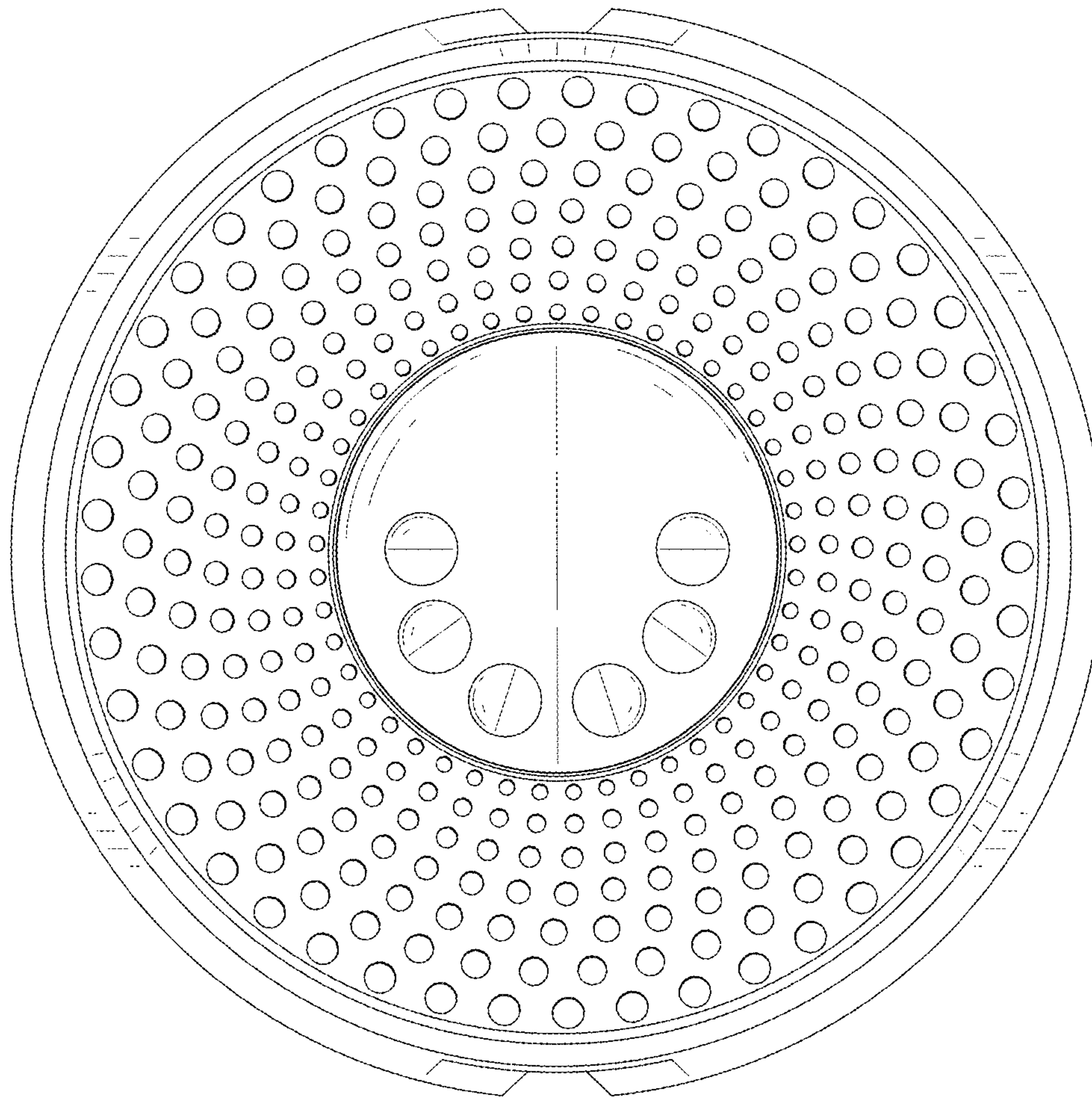


FIG. 7

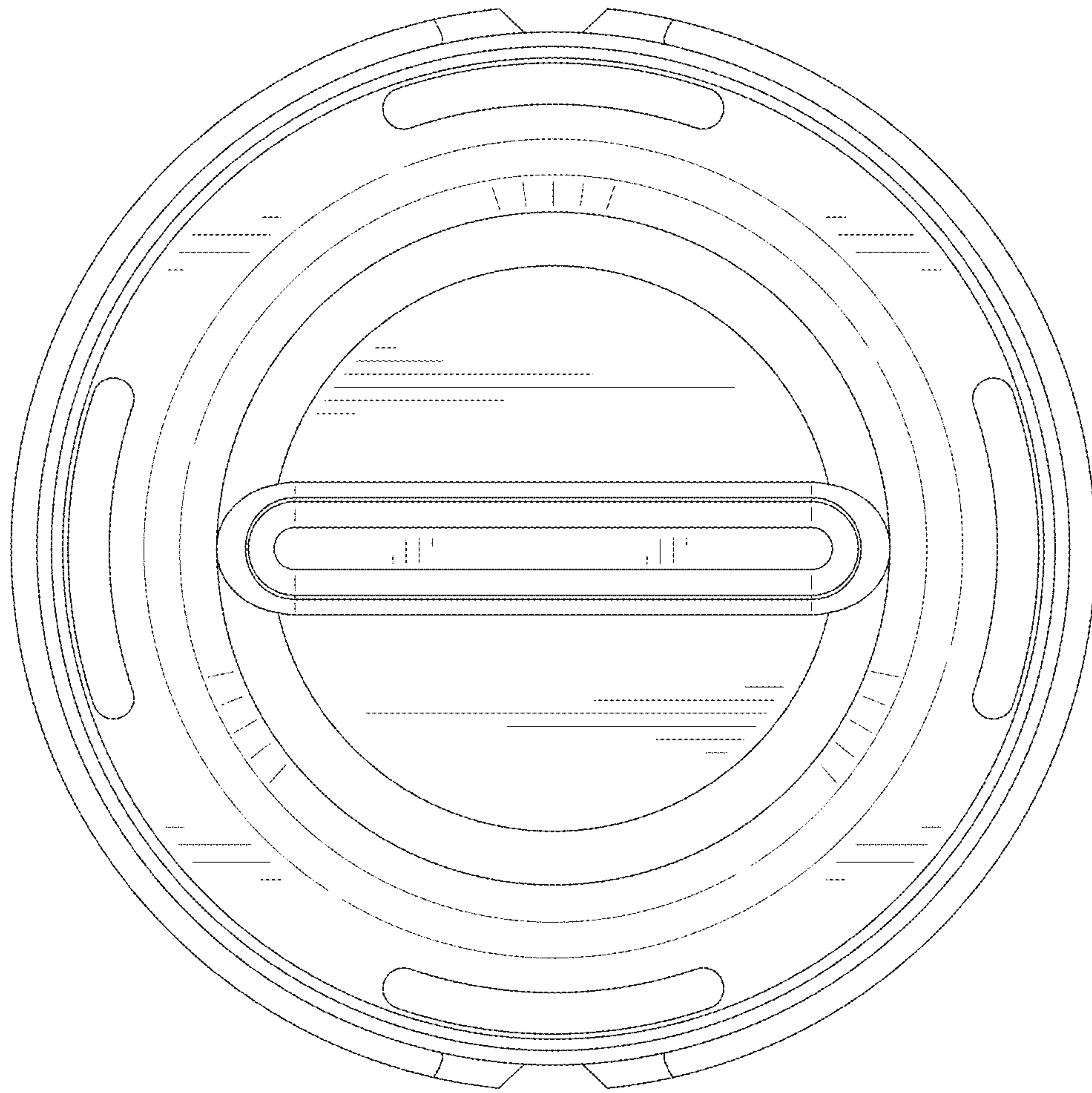


FIG. 8