

US00D947338S

(12) **United States Design Patent**  
**Jang et al.**

(10) **Patent No.:** **US D947,338 S**  
(45) **Date of Patent:** **\*\* Mar. 29, 2022**

(54) **FAN WITH AIR PURIFICATION FUNCTION**

(56) **References Cited**

(71) Applicant: **LG ELECTRONICS INC.**, Seoul (KR)

U.S. PATENT DOCUMENTS

(72) Inventors: **Hosik Jang**, Seoul (KR); **Seungho Baek**, Seoul (KR); **Hyein Jung**, Seoul (KR); **Kibbum Park**, Seoul (KR)

D722,374 S *	2/2015	Lewis	.....	D23/332
D812,209 S *	3/2018	Farone	.....	D23/355
D918,369 S *	5/2021	Jang	.....	D23/364
D918,370 S *	5/2021	Jang	.....	D23/364
D919,783 S *	5/2021	Jang	.....	D23/364
D923,166 S *	6/2021	Zhao	.....	D23/370
D926,959 S *	8/2021	Jang	.....	D23/364

(73) Assignee: **LG ELECTRONICS INC.**, Seoul (KR)

\* cited by examiner

(\*\*) Term: **15 Years**

*Primary Examiner* — Sharon S Oum

(21) Appl. No.: **29/747,794**

(74) *Attorney, Agent, or Firm* — Birch, Stewart, Kolasch & Birch, LLP

(22) Filed: **Aug. 25, 2020**

(57) **CLAIM**

(30) **Foreign Application Priority Data**

We claim the ornamental design for a fan with air purification function, as shown and described.

Mar. 5, 2020 (KR) ..... 30-2020-0010049

**DESCRIPTION**

(51) **LOC (13) Cl.** ..... **23-04**

(52) **U.S. Cl.**  
USPC ..... **D23/364**

(58) **Field of Classification Search**  
USPC ..... D23/332, 333, 335-337, 342, 351, 352,  
D23/355-362, 364-366, 370, 378, 381,  
D23/383


CPC ..... F04D 25/08; F04D 29/38; F04D 29/384;  
F04D 29/386; F04D 29/48; F04D 17/04;  
F04D 25/10; F24H 3/0417; A61L 9/16;  
A61L 9/22; B01D 47/00; B01D 47/027;  
B01D 2221/02; B03C 3/155; B03C  
3/368; F24F 3/16; F24F 13/20

FIG. 1 is a perspective view of a fan with air purification function showing the new design;  
FIG. 2 is a front elevation view thereof;  
FIG. 3 is a rear elevation view thereof;  
FIG. 4 is a left-side elevation view thereof;  
FIG. 5 is a right-side elevation view thereof;  
FIG. 6 is a top plan view thereof;  
FIG. 7 is a bottom plan view thereof; and,  
FIG. 8 is a cross-sectional view taken along the line 8-8 of FIG. 6.

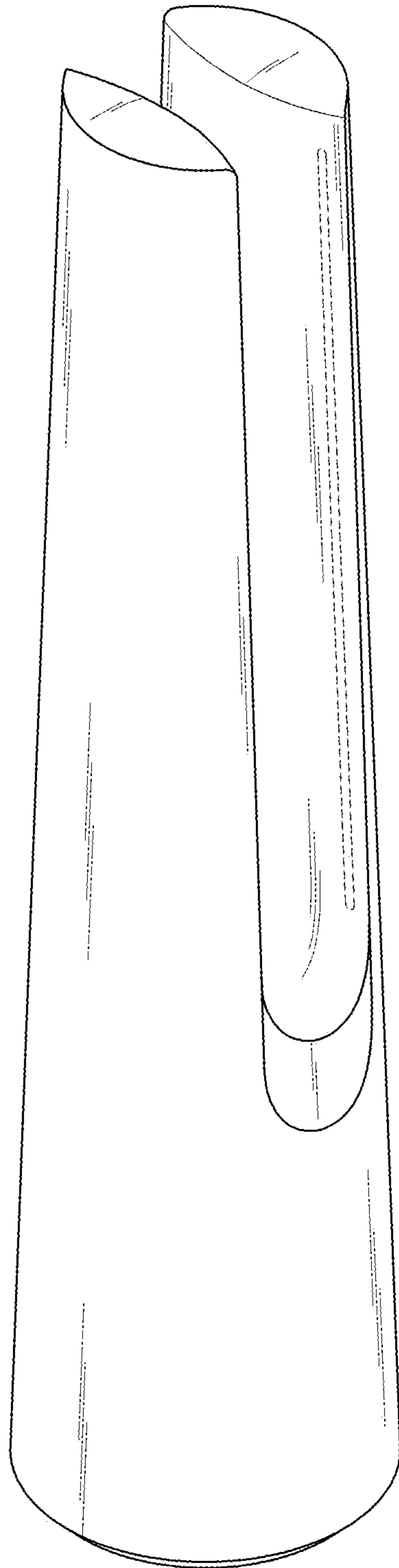
The broken lines illustrate portions of the fan with air purification function that form no part of the claimed design.

See application file for complete search history.

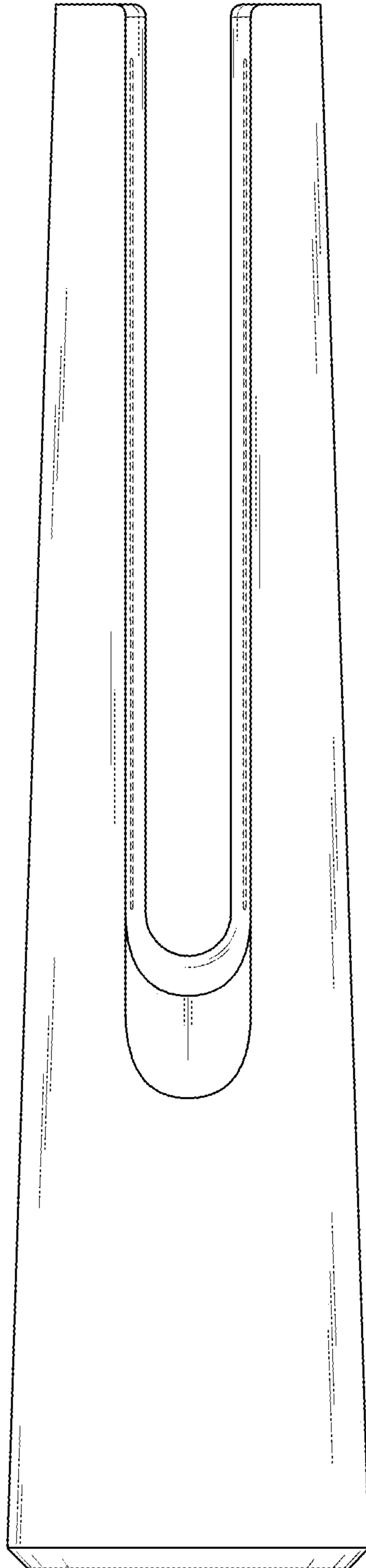
**1 Claim, 8 Drawing Sheets**



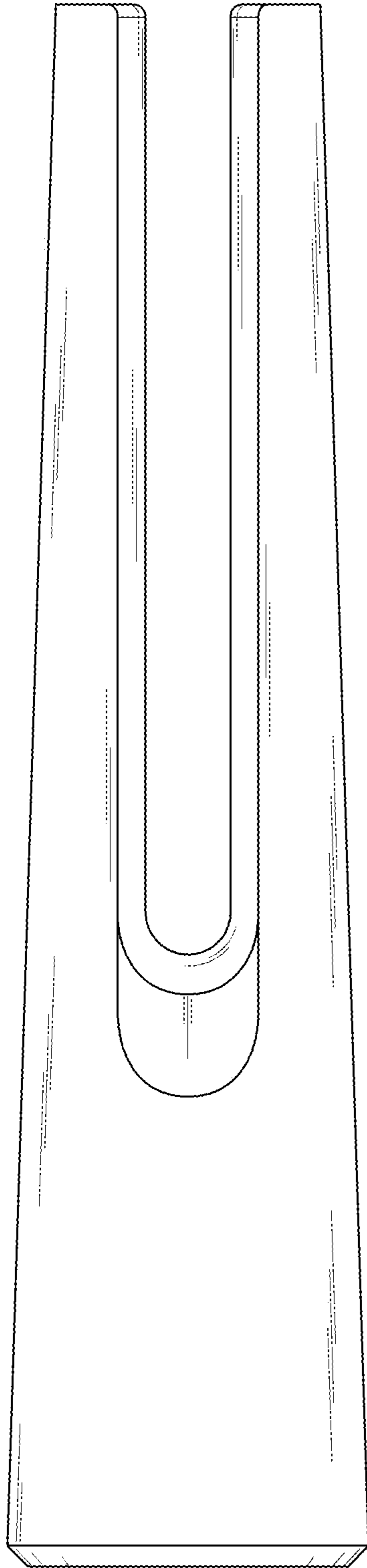
*FIG. 1*



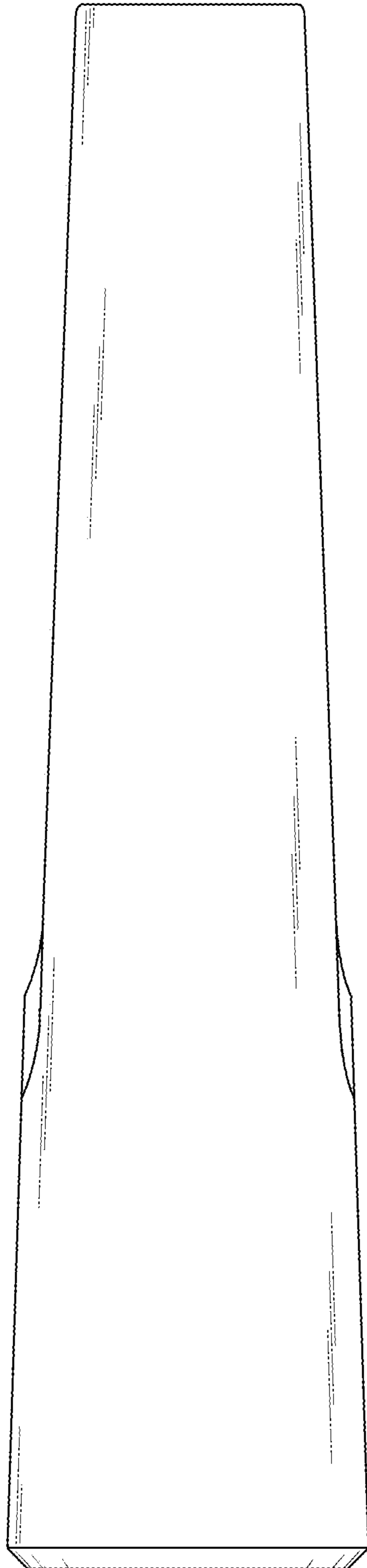
*FIG. 2*



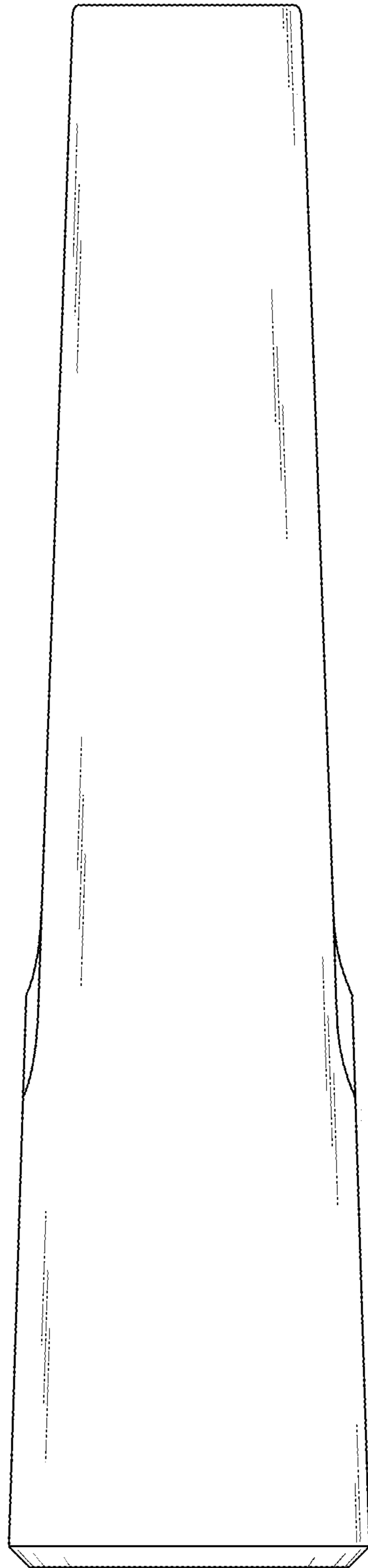
*FIG. 3*



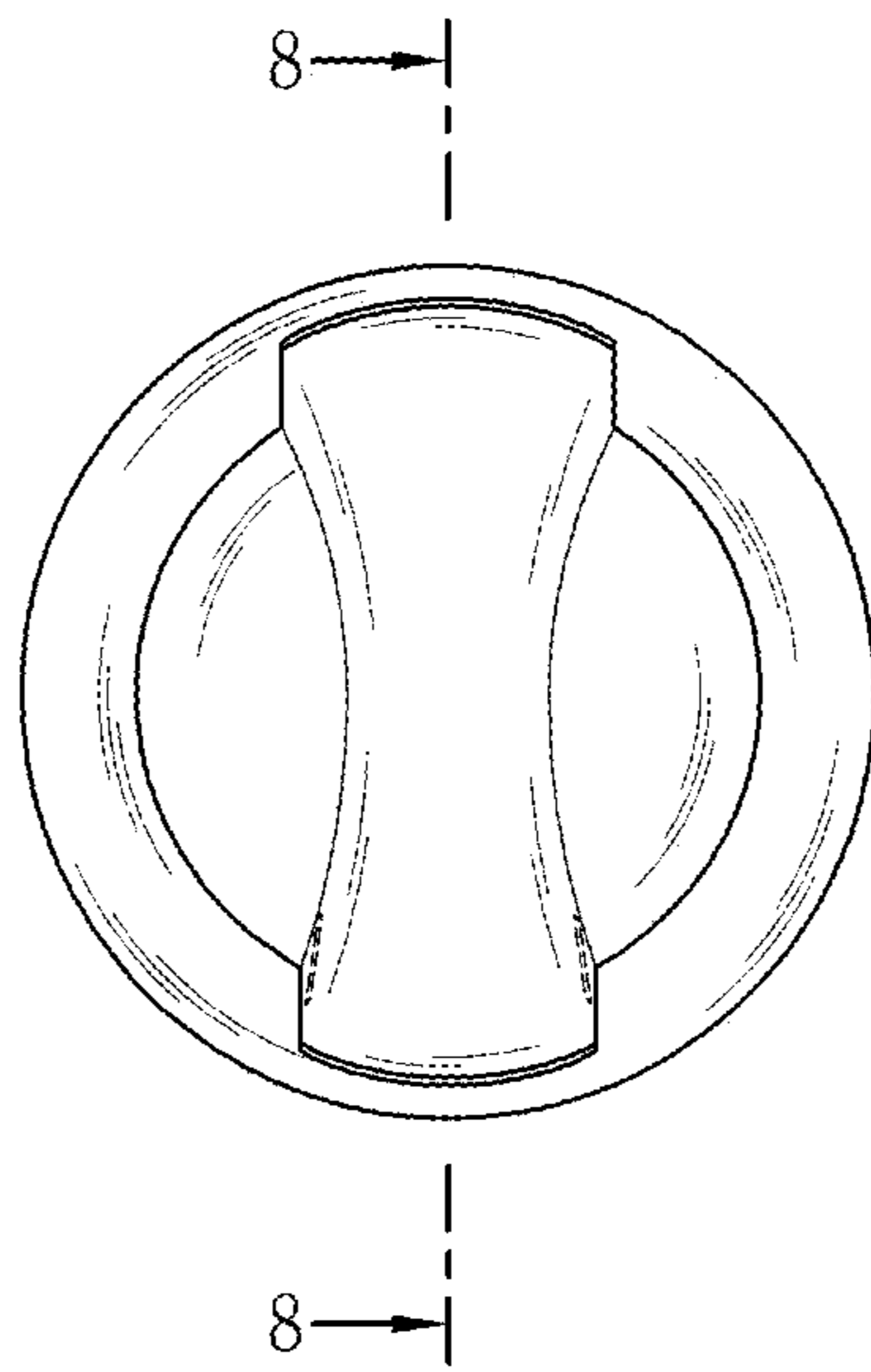
*FIG. 4*



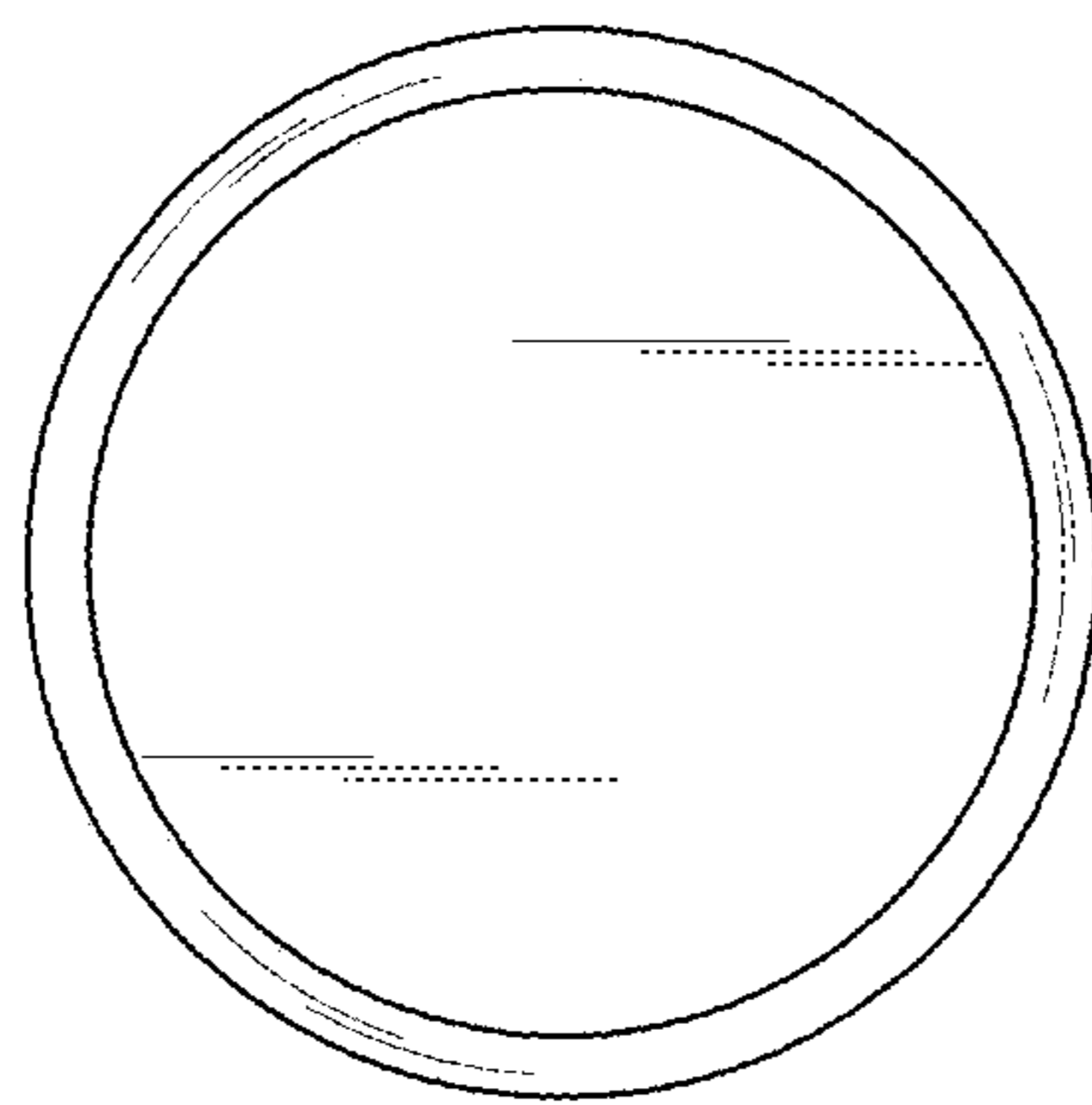
*FIG. 5*



*FIG. 6*



*FIG. 7*





*FIG. 8*

