



US00D947333S

(12) **United States Design Patent**
Huang

(10) **Patent No.:** **US D947,333 S**
(45) **Date of Patent:** **** Mar. 29, 2022**

(54) **DEHUMIDIFIER**
(71) Applicant: **WenGu Huang**, Puning (CN)
(72) Inventor: **WenGu Huang**, Puning (CN)
(**) Term: **15 Years**
(21) Appl. No.: **29/752,736**

D888,920 S *	6/2020	Fujii	D23/364
D888,921 S *	6/2020	Fujii	D23/364
D890,904 S *	7/2020	Farone	D23/364
10,773,199 B2 *	9/2020	Kwon	B01D 46/42
10,823,434 B2 *	11/2020	Shin	F24F 1/02
D908,198 S *	1/2021	Yoon	D23/364
D915,573 S *	4/2021	Zheng	D23/359
D918,367 S *	5/2021	Li	D23/359
D921,864 S *	6/2021	Luo	D23/356
D923,769 S *	6/2021	Huang	D23/359
D935,006 S *	11/2021	Huang	D23/359

(22) Filed: **Sep. 29, 2020**
(51) **LOC (13) Cl.** **23-04**
(52) **U.S. Cl.**
USPC **D23/359**
(58) **Field of Classification Search**
USPC D23/355–366, 352, 369, 332, 333, 335,
D23/336, 342, 351; 422/120, 122;
55/356, 473, 504; 96/97; 261/DIG. 17,
261/DIG. 65, DIG. 88, DIG. 31
CPC .. A61L 9/16; A61L 9/22; B01D 47/00; B01D
47/027; B01D 2221/02; B01D 2259/4508;
B03C 3/155; B03C 3/368; F24F 3/16;
F24F 13/20; F24F 13/28
See application file for complete search history.

* cited by examiner

Primary Examiner — David G Muller

(57) **CLAIM**

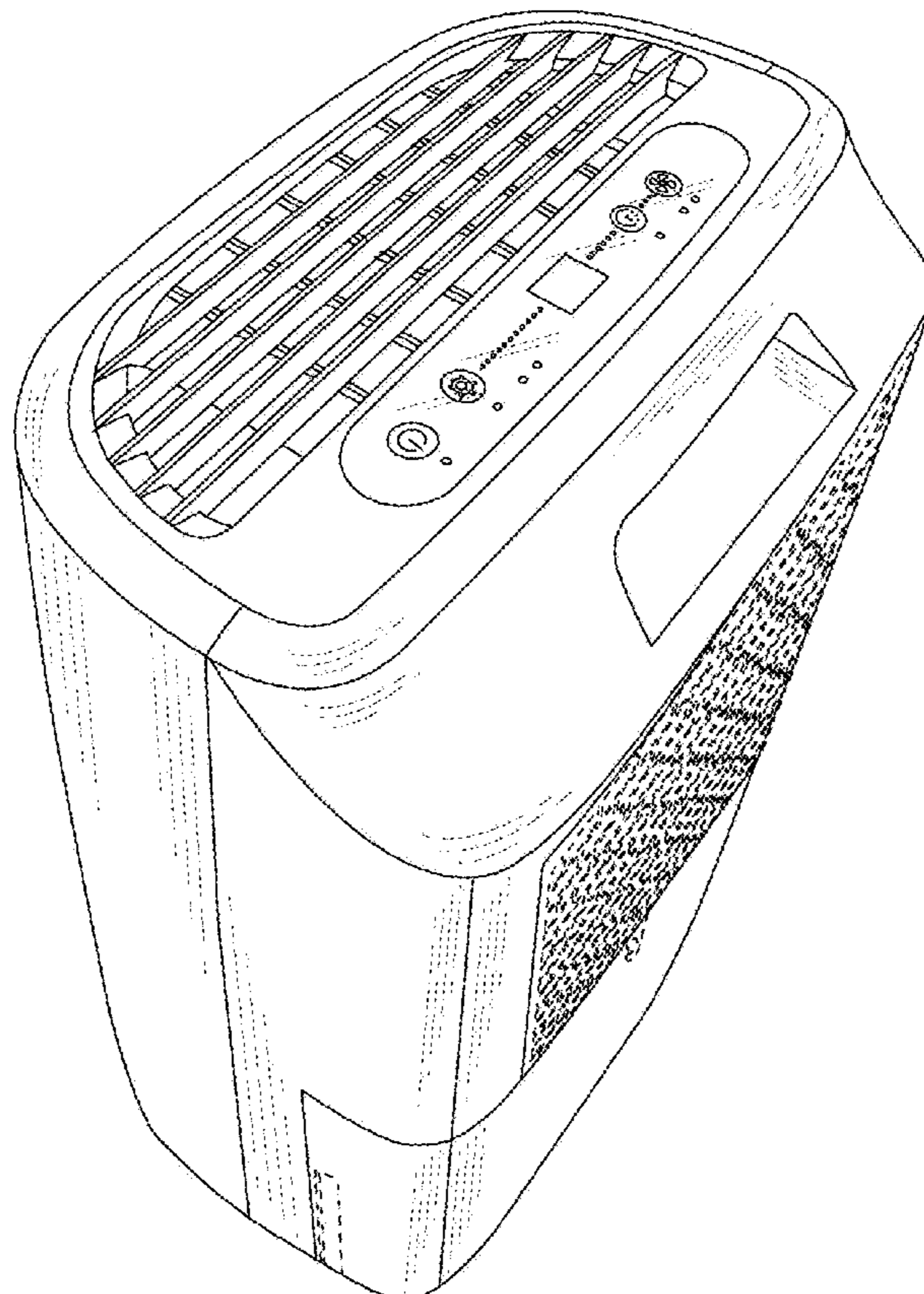
The ornamental design for a dehumidifier, as shown and described.

DESCRIPTION

FIG. 1 is a top and rear perspective view of a dehumidifier showing my new design;
FIG. 2 is a front perspective view thereof;
FIG. 3 is a front elevation view thereof;
FIG. 4 is a rear elevation view thereof;
FIG. 5 is a left side elevation view thereof;
FIG. 6 is a right side elevation view thereof;
FIG. 7 is a top plan view thereof; and,
FIG. 8 is a bottom plan view thereof.
The broken lines depict portions of the dehumidifier that form no part of the claimed design.

(56) **References Cited**
U.S. PATENT DOCUMENTS
8,181,939 B2 * 5/2012 Yoon F24F 13/222
261/30
D861,145 S * 9/2019 Fang D23/333

1 Claim, 8 Drawing Sheets



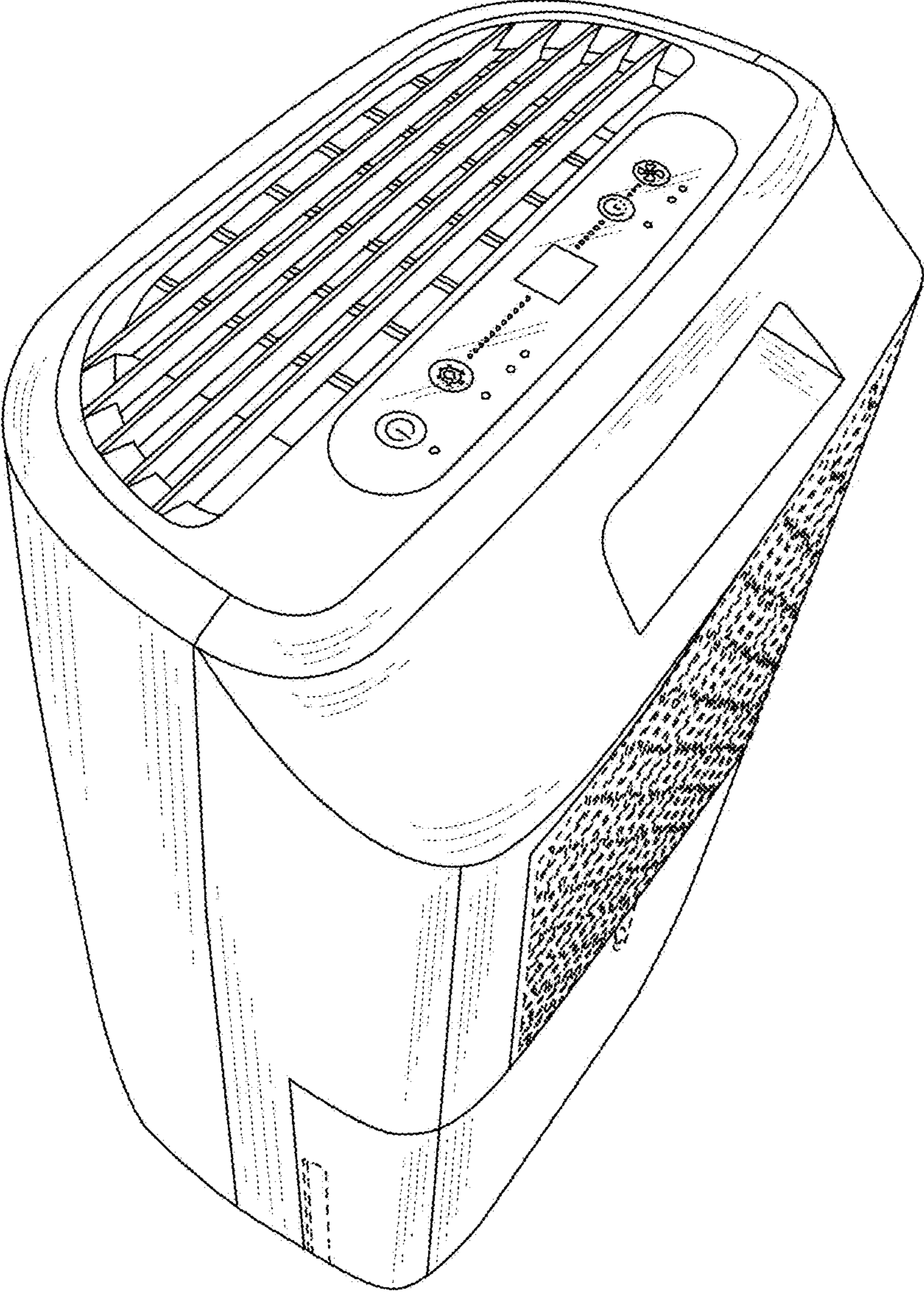


FIG.1

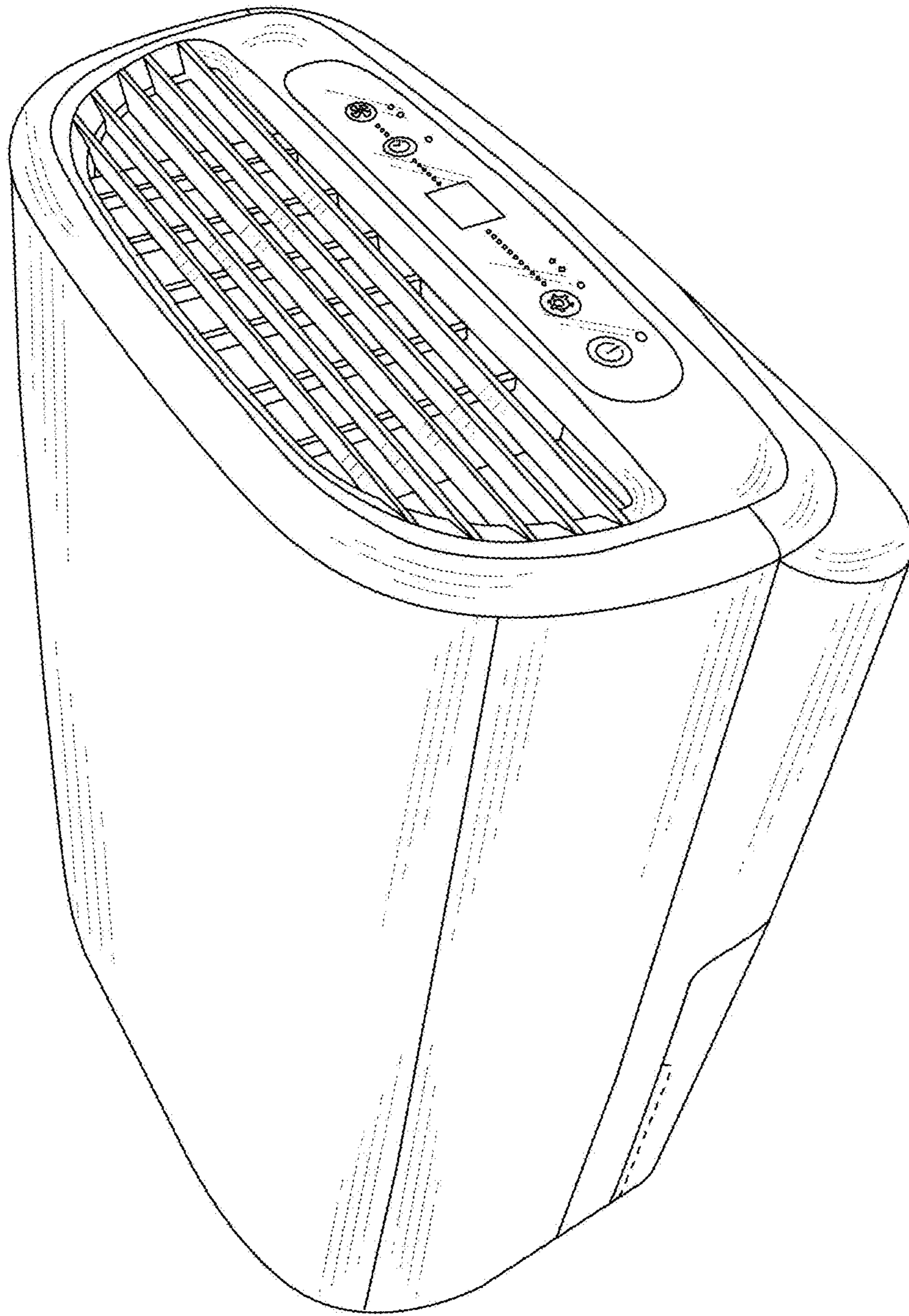


FIG.2




FIG.3




FIG.4

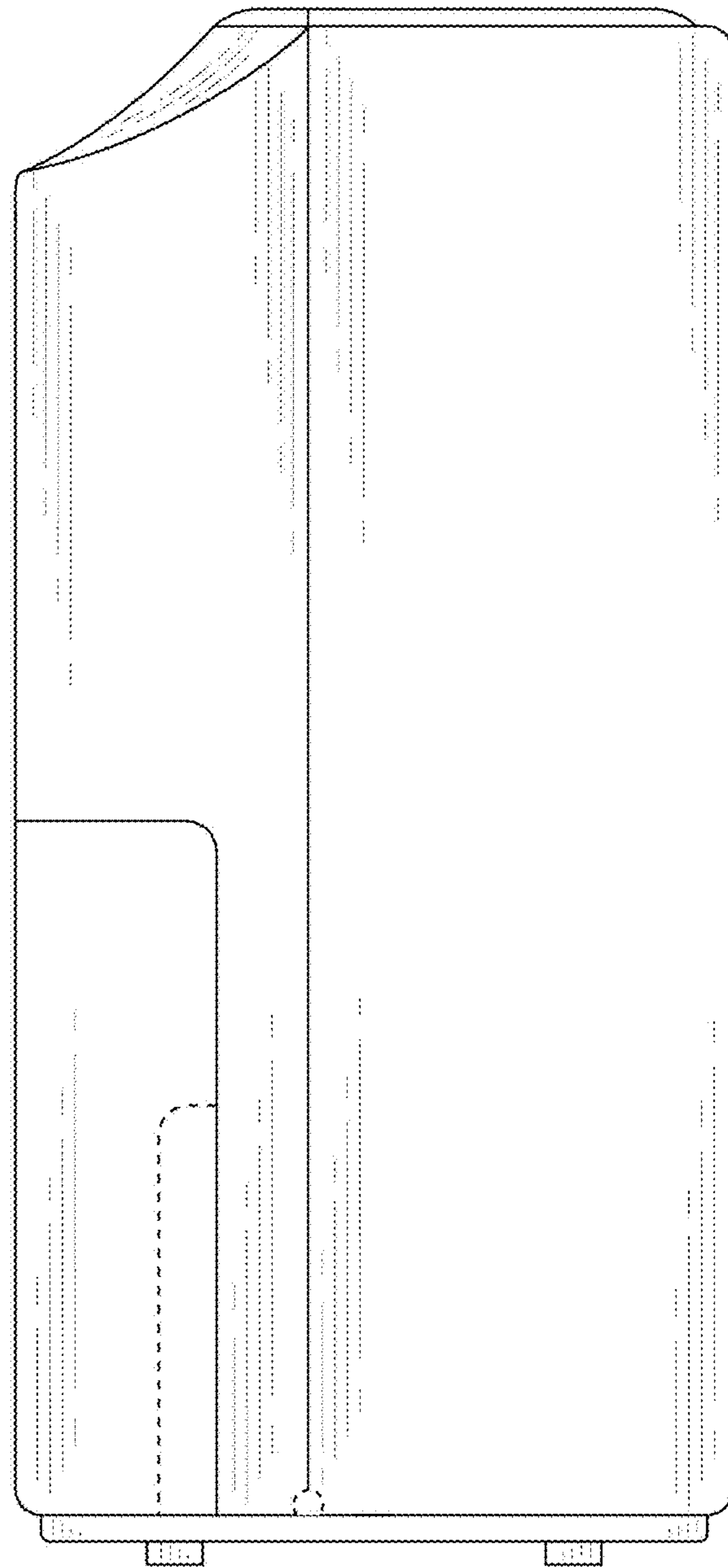


FIG.5

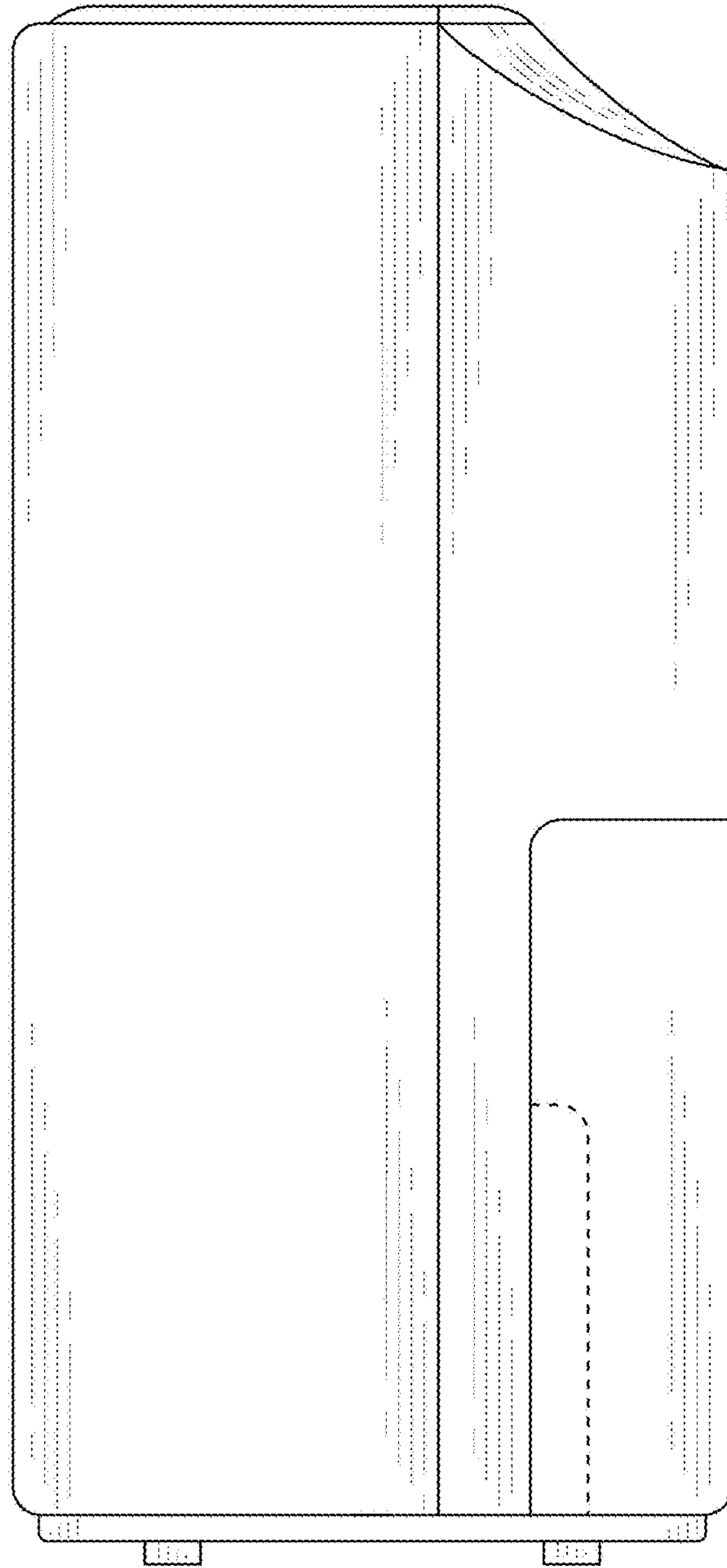


FIG.6




FIG. 7

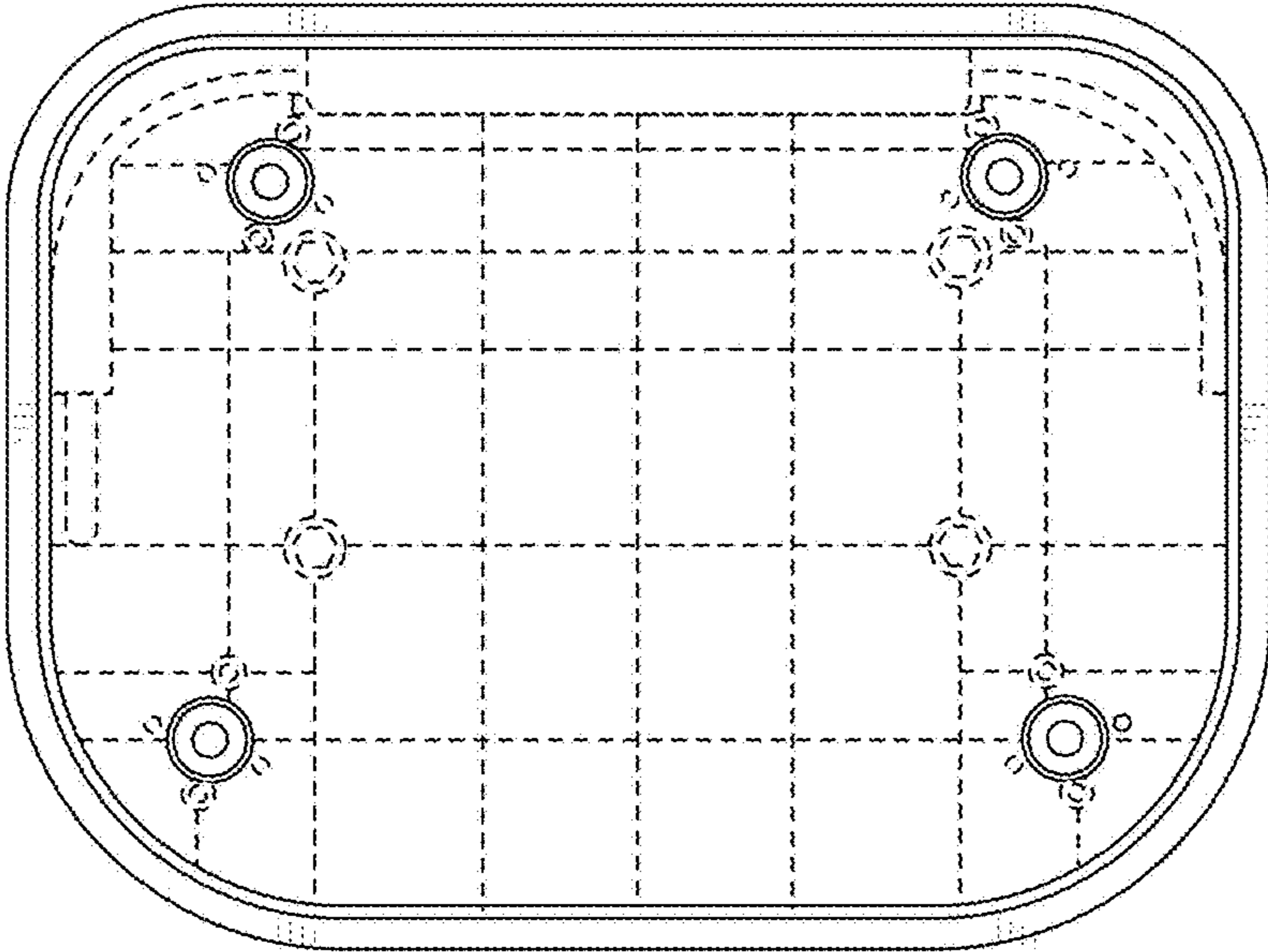


FIG. 8