



US00D947307S

(12) **United States Design Patent** (10) **Patent No.:** **US D947,307 S**
Leposky et al. (45) **Date of Patent:** **** Mar. 29, 2022**

- (54) **BALL MARKER** D496,705 S * 9/2004 Louttit D21/793
- (71) Applicant: **Callaway Golf Company**, Carlsbad, CA (US) D504,932 S * 5/2005 Louttit D21/793
- (72) Inventors: **Mark Leposky**, Carlsbad, CA (US); D540,902 S * 4/2007 Regalado D21/794
- Kurt A. Roller**, Carlsbad, CA (US); 7,226,370 B1 * 6/2007 Cope A63B 57/207
- Gerardo Sagaon**, Escobedo Nuevo Leon (MX); **Norman Smith**, Oceanside, CA (US) D588,670 S * 3/2009 Walz D21/796
- (73) Assignee: **Callaway Golf Company**, Carlsbad, CA (US) D606,149 S * 12/2009 Regalado D21/793
- D675,695 S * 2/2013 Wallen D21/796
- D710,473 S * 8/2014 Kragerud D21/794
- D741,972 S * 10/2015 McDevitt D21/794
- D792,541 S * 7/2017 Beard D21/793
- D805,135 S * 12/2017 Beard D21/386
- D914,821 S * 3/2021 Leposky D21/794
- D937,953 S * 12/2021 Eldridge D21/796
- 2014/0295998 A1 * 10/2014 Gilbert A63B 57/353
- 473/406

(**) Term: **15 Years**

* cited by examiner

(21) Appl. No.: **29/749,426**

Primary Examiner — Mitchell I. Siegel

(22) Filed: **Sep. 4, 2020**

(74) *Attorney, Agent, or Firm* — Rebecca Hanovice; Michael Catania; Sonia Lari

Related U.S. Application Data

(62) Division of application No. 29/685,237, filed on Mar. 27, 2019, now Pat. No. Des. 895,754.

(51) **LOC (13) Cl.** **21-02**

(52) **U.S. Cl.** **D21/794**

(58) **Field of Classification Search**
USPC D21/789, 793, 794
CPC A63B 57/353; A63B 57/207; A63B 57/00; A63B 57/30; A63B 57/35; A63B 57/50
See application file for complete search history.

(56) **References Cited**

U.S. PATENT DOCUMENTS

- D356,358 S * 3/1995 Woodruff D21/793
- D409,705 S * 5/1999 Fazekas D21/793

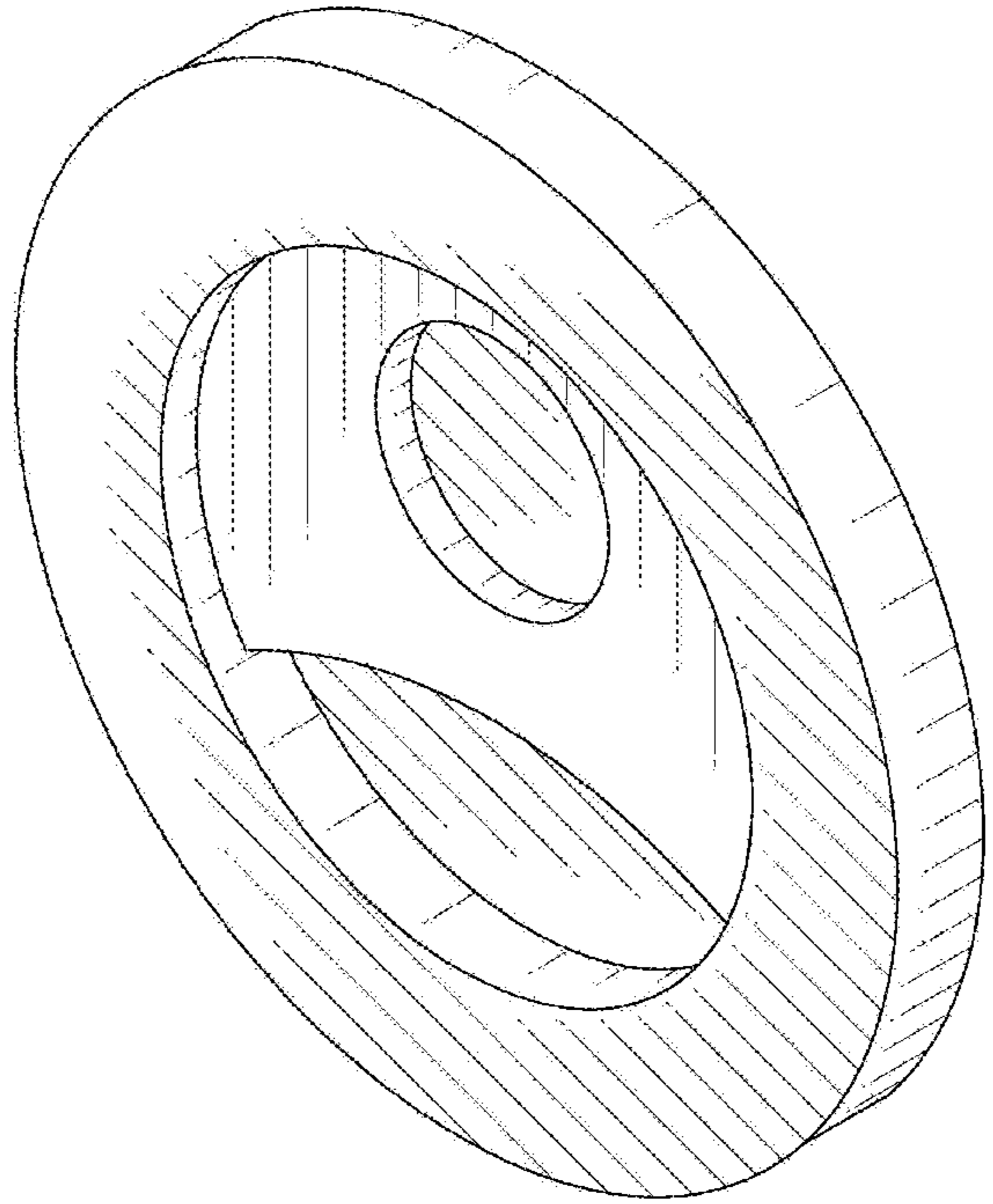
(57) **CLAIM**

The ornamental design for a ball marker, as shown and described.

DESCRIPTION

FIG. 1 is a rear perspective view of the ball marker claimed herein;
FIG. 2 is a side elevational view thereof;
FIG. 3 is a rear elevational view thereof; and,
FIG. 4 is a front elevational view thereof.
The broken lines in the figures show portions of the ball marker that form no part of the claimed design.

1 Claim, 3 Drawing Sheets



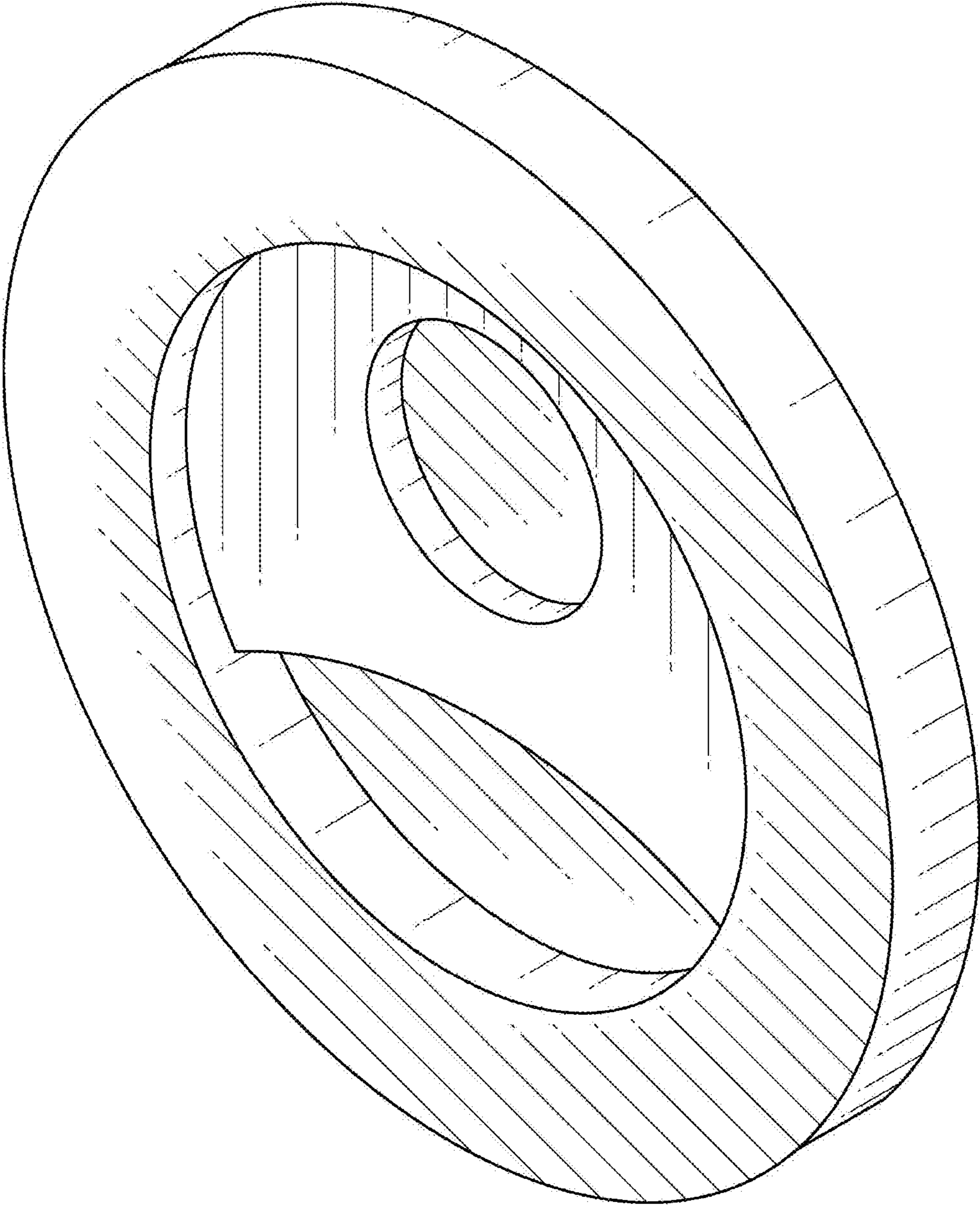


FIG. 1



FIG. 2

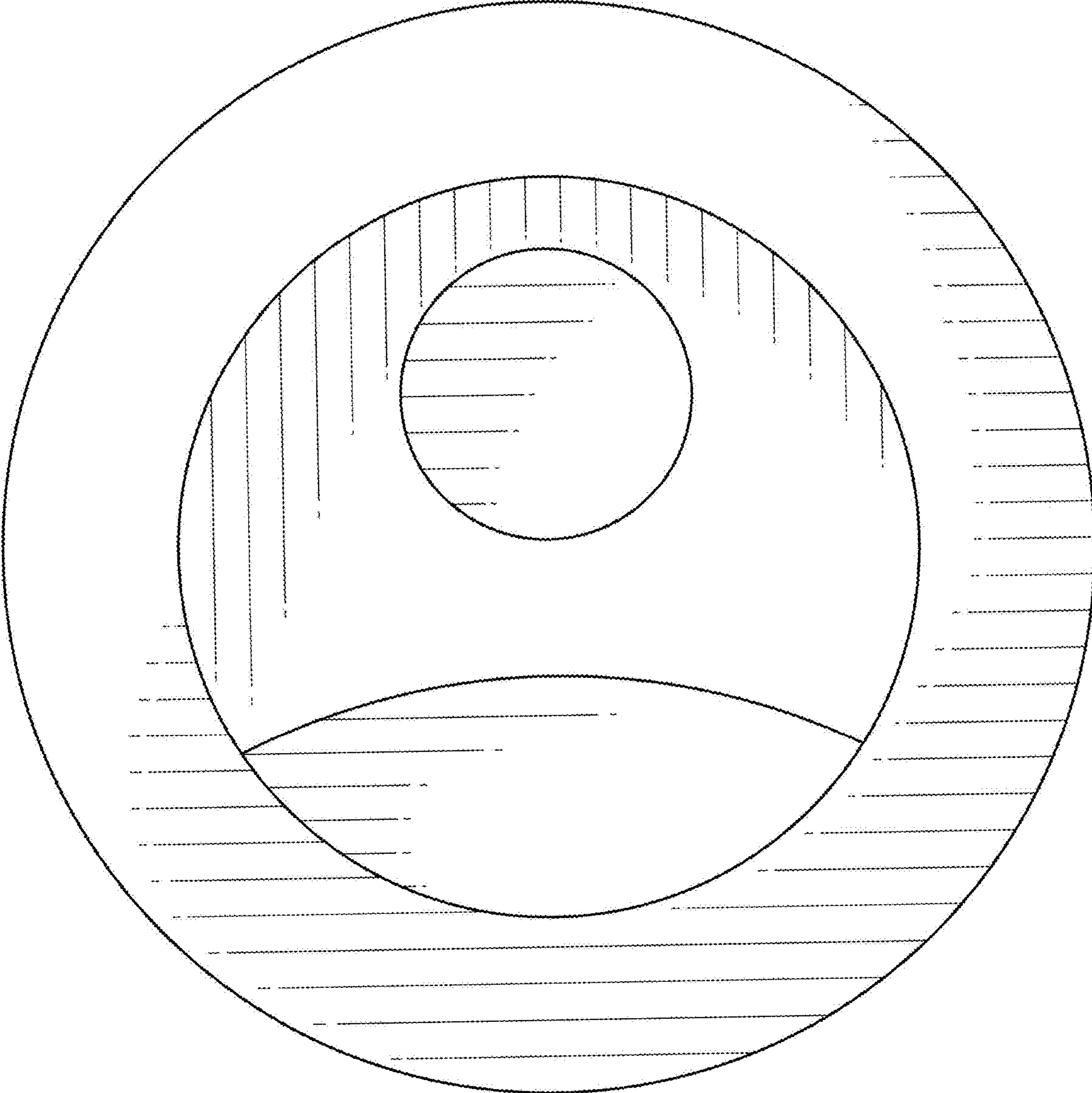


FIG. 3

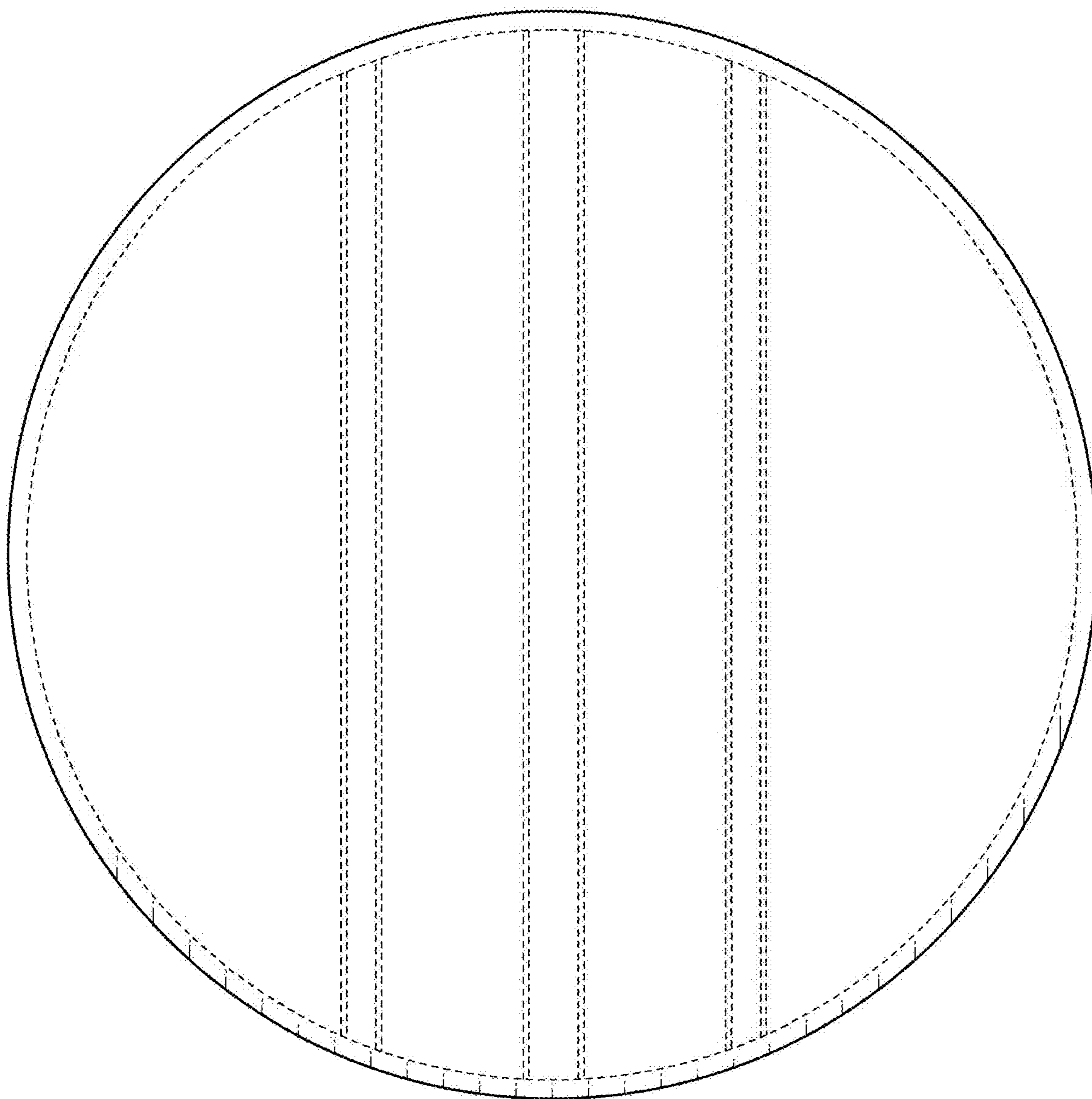


FIG. 4