



US00D947299S

(12) **United States Design Patent** (10) **Patent No.:** **US D947,299 S**
Wang (45) **Date of Patent:** **** Mar. 29, 2022**

(54) **ABDOMEN EXERCISE MACHINE**

(71) Applicant: **Yingjuan Wang, Yiwu (CN)**

(72) Inventor: **Yingjuan Wang, Yiwu (CN)**

(**) Term: **15 Years**

(21) Appl. No.: **29/769,163**

(22) Filed: **Feb. 3, 2021**

(51) **LOC (13) Cl.** **21-02**

(52) **U.S. Cl.**
USPC **D21/688**

(58) **Field of Classification Search**
 USPC D21/662, 687, 686, 688, 689, 690, 691,
 D21/694, 668; 482/140, 142, 131, 145,
 482/139, 130, 96, 51, 147
 CPC A63B 23/0211; A63B 21/4047; A63B
 21/4035; A63B 2208/0233; A63B 21/068;
 A61H 2201/1284
 See application file for complete search history.

(56) **References Cited**

U.S. PATENT DOCUMENTS

D565,134 S * 3/2008 Brown D21/687
 D584,367 S * 1/2009 Augustine D21/662
 7,662,076 B1 * 2/2010 Ho A63B 22/205
 482/130
 D631,519 S * 1/2011 Chen D21/689
 7,878,957 B1 * 2/2011 Chen A63B 22/0089
 482/140
 D659,777 S * 5/2012 Watterson D21/689
 D660,383 S * 5/2012 Watterson D21/689
 D671,177 S * 11/2012 Sip D21/689
 D671,178 S * 11/2012 Sip D21/689
 D702,299 S * 4/2014 Ho D21/686
 D705,367 S * 5/2014 Ho D21/687
 8,721,510 B2 * 5/2014 Chung-Ting A63B 21/015
 482/140
 D709,969 S * 7/2014 Ho D21/668
 8,870,726 B2 * 10/2014 Watterson A63B 23/0216
 482/140
 D727,442 S * 4/2015 Ho D21/688

D729,887 S 5/2015 Zeng
 D745,615 S * 12/2015 Ho D21/686
 D787,614 S 5/2017 Zhu
 D796,593 S 9/2017 Ho et al.
 9,873,016 B2 * 1/2018 Ellis A63B 21/4049
 D888,170 S * 6/2020 Fu D21/690
 2009/0018000 A1 * 1/2009 Brown A63B 21/0628
 482/140
 2012/0115694 A1 * 5/2012 Chen A63B 23/0227
 482/142
 2012/0225759 A1 * 9/2012 Tsai A63B 21/4035
 482/131

(Continued)

OTHER PUBLICATIONS

Zelus by Zelus dated Nov. 8, 2020. Found online [Jan. 6, 2022]
<https://tinyurl.com/2p9mvn3c> (Year: 2020).*

(Continued)

Primary Examiner — Ryan Harvey
(74) *Attorney, Agent, or Firm* — Zhihua Han; Wen IP
LLC

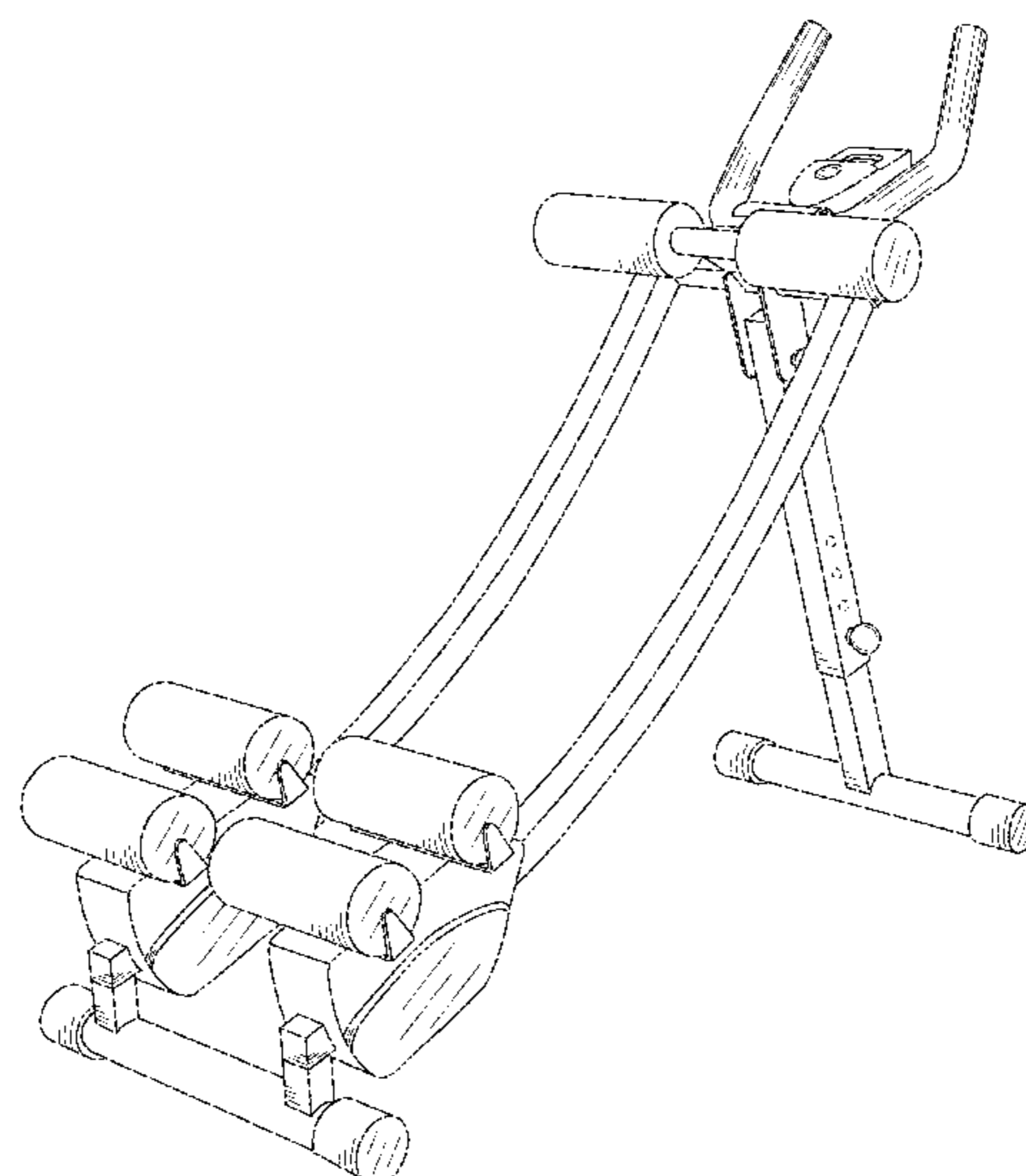
(57) **CLAIM**

The ornamental design for an abdomen exercise machine, as shown and described.

DESCRIPTION

FIG. 1 is a perspective view of an abdomen exercise machine, showing my new design;
 FIG. 2 is a front elevation view thereof;
 FIG. 3 is a rear elevation view thereof;
 FIG. 4 is a left side elevation view thereof;
 FIG. 5 is a right side elevation view thereof;
 FIG. 6 is a top plan view thereof; and,
 FIG. 7 is a bottom plan view thereof.
 The broken line showing of portions of the abdomen exercise machine forms no part of the claim.

1 Claim, 7 Drawing Sheets



(56)

References Cited

U.S. PATENT DOCUMENTS

2013/0123083 A1* 5/2013 Sip A63B 23/0222
482/145
2013/0130875 A1* 5/2013 Chou A63B 21/4045
482/139
2014/0005006 A1* 1/2014 Ho A63B 23/0227
482/96
2014/0005007 A1* 1/2014 Ho A63B 23/0227
482/96
2014/0005008 A1* 1/2014 Ho A63B 22/203
482/96
2014/0100088 A1* 4/2014 Ho A63B 22/203
482/131
2014/0100091 A1* 4/2014 Ho A63B 23/0222
482/142

OTHER PUBLICATIONS

Fitlaya by Fitlaya Fitness Store dated Nov. 10, 2019. Found online [Jan. 6, 2022] https://www.amazon.com/Fitlaya-Fitness-Equipment-Adjustable-Equipment/dp/B0818T77J3/ref=sr_1_11?crid=2JGLX3WTT6A2K&keywords=abdominal+circle&qid=1641218312&sprefix=abdominal+circle%2Caps%2C48&sr=8-11 (Year: 2019).*

* cited by examiner




FIG. 1

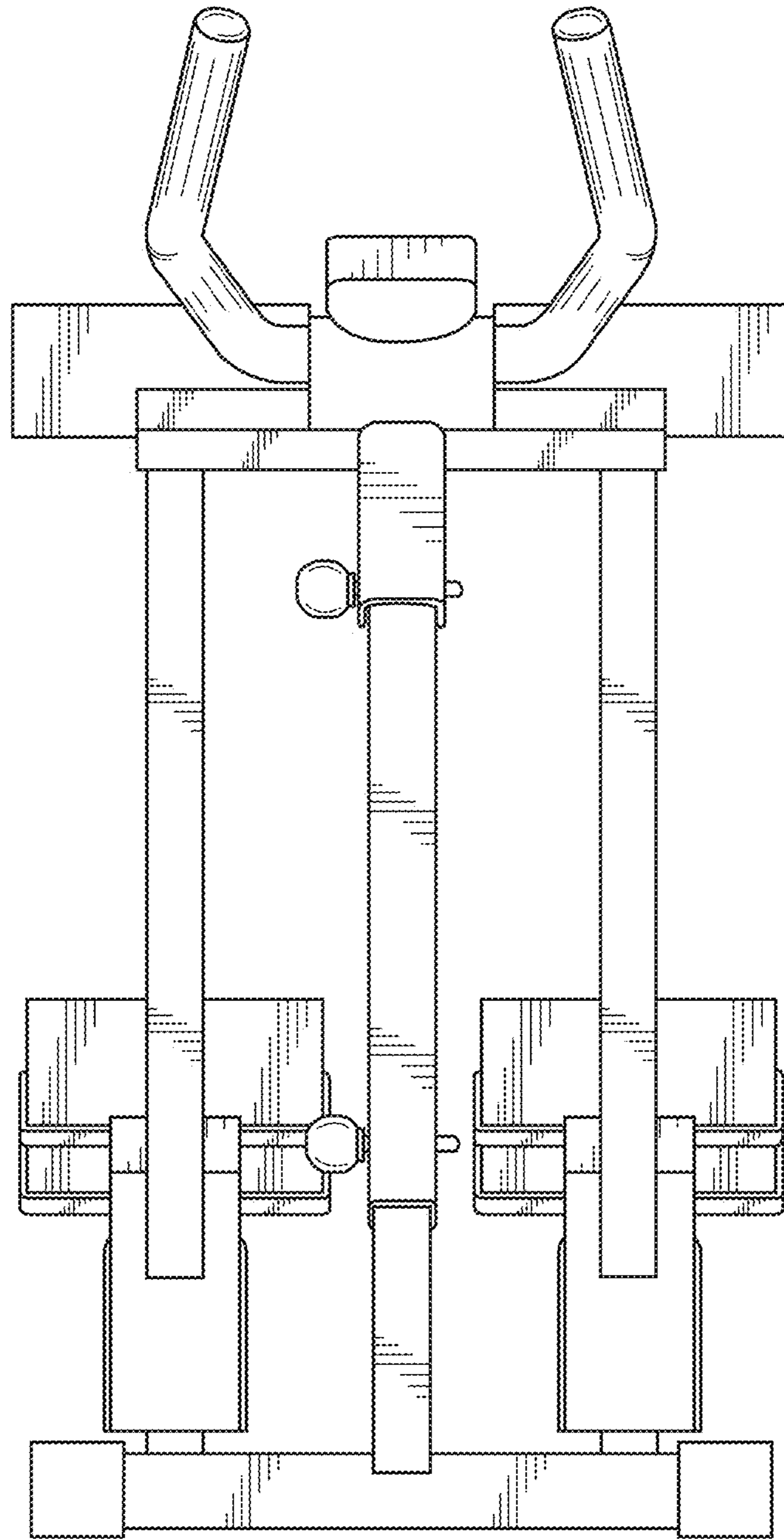


FIG. 2

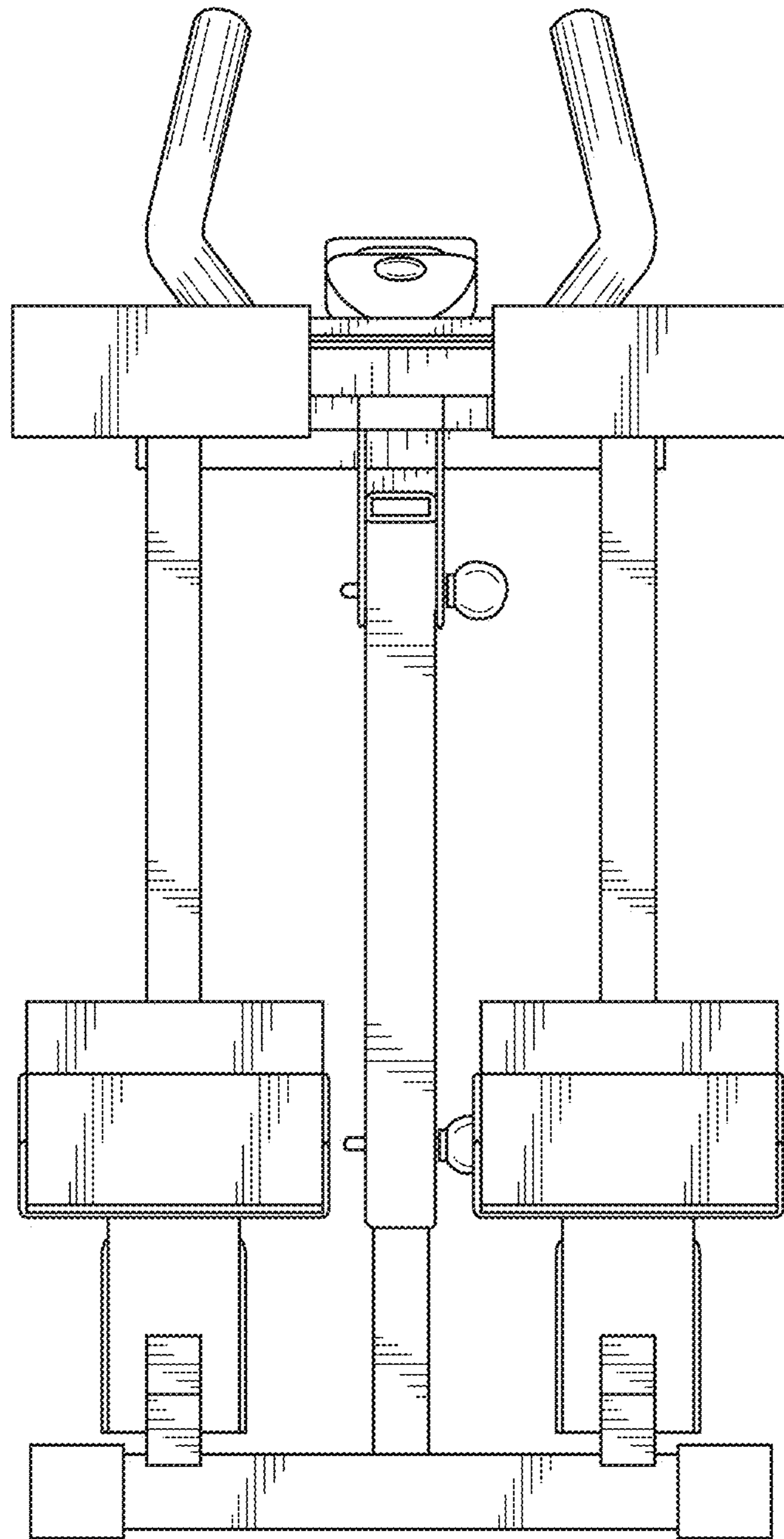


FIG. 3

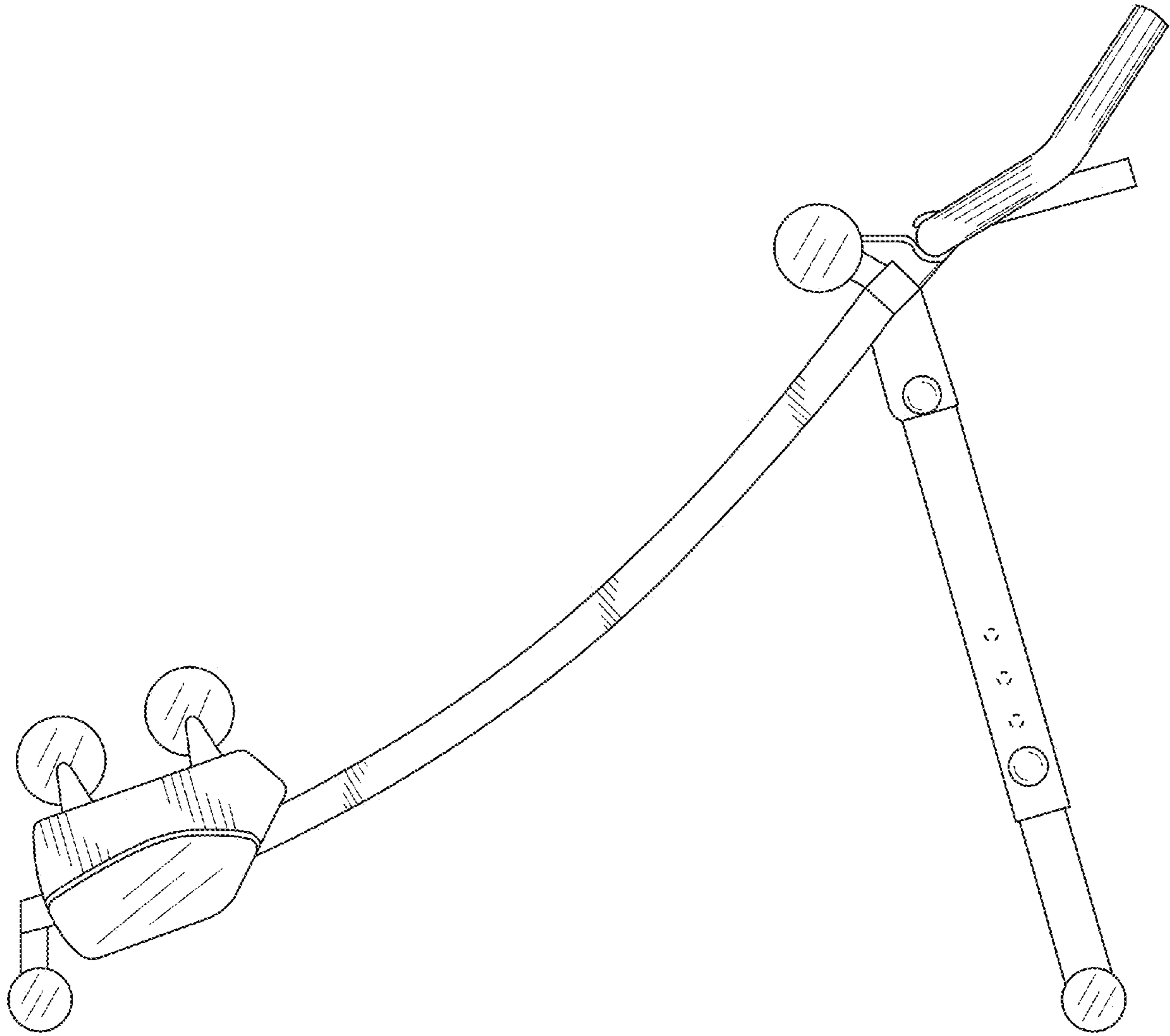


FIG. 4

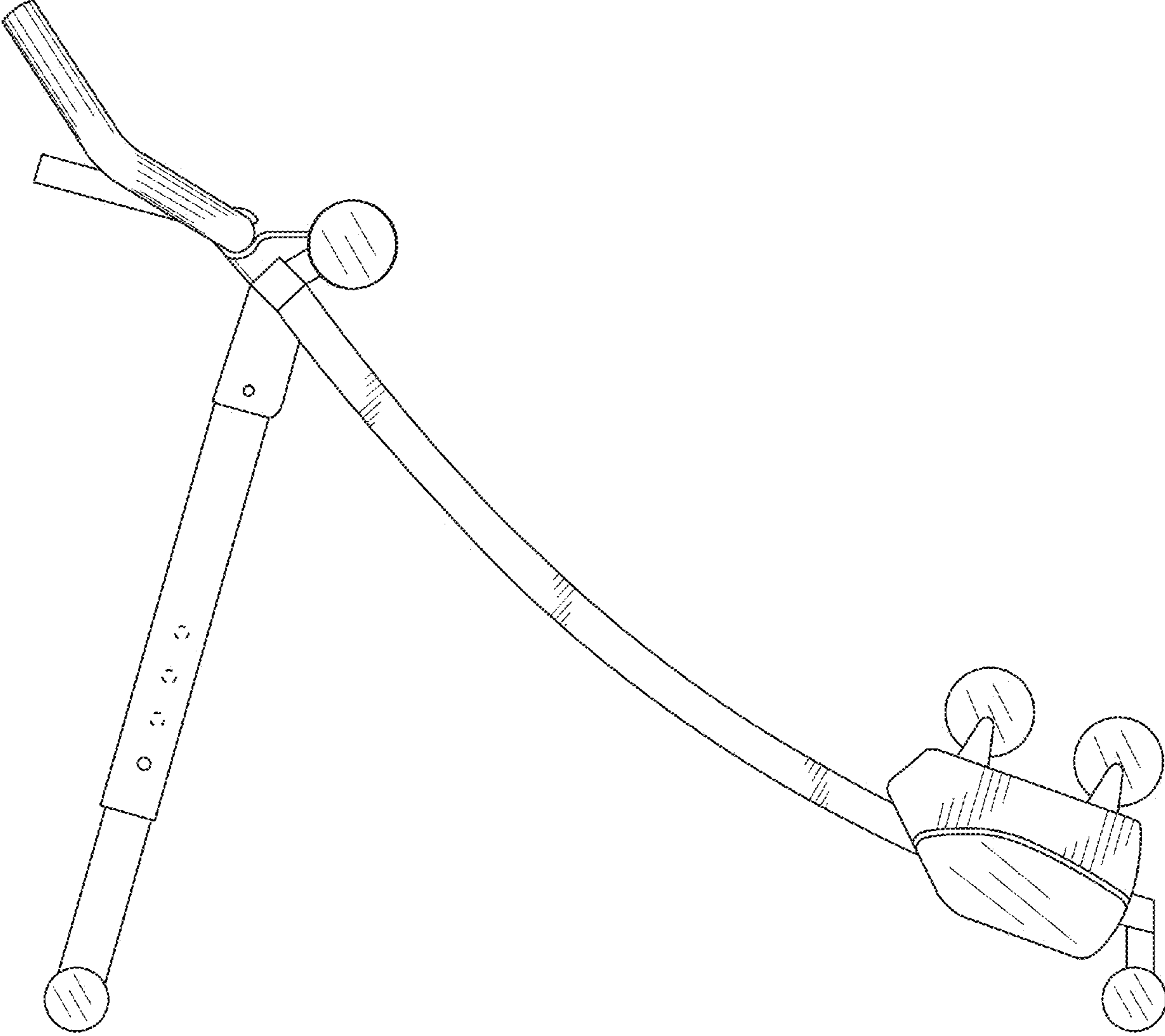


FIG. 5

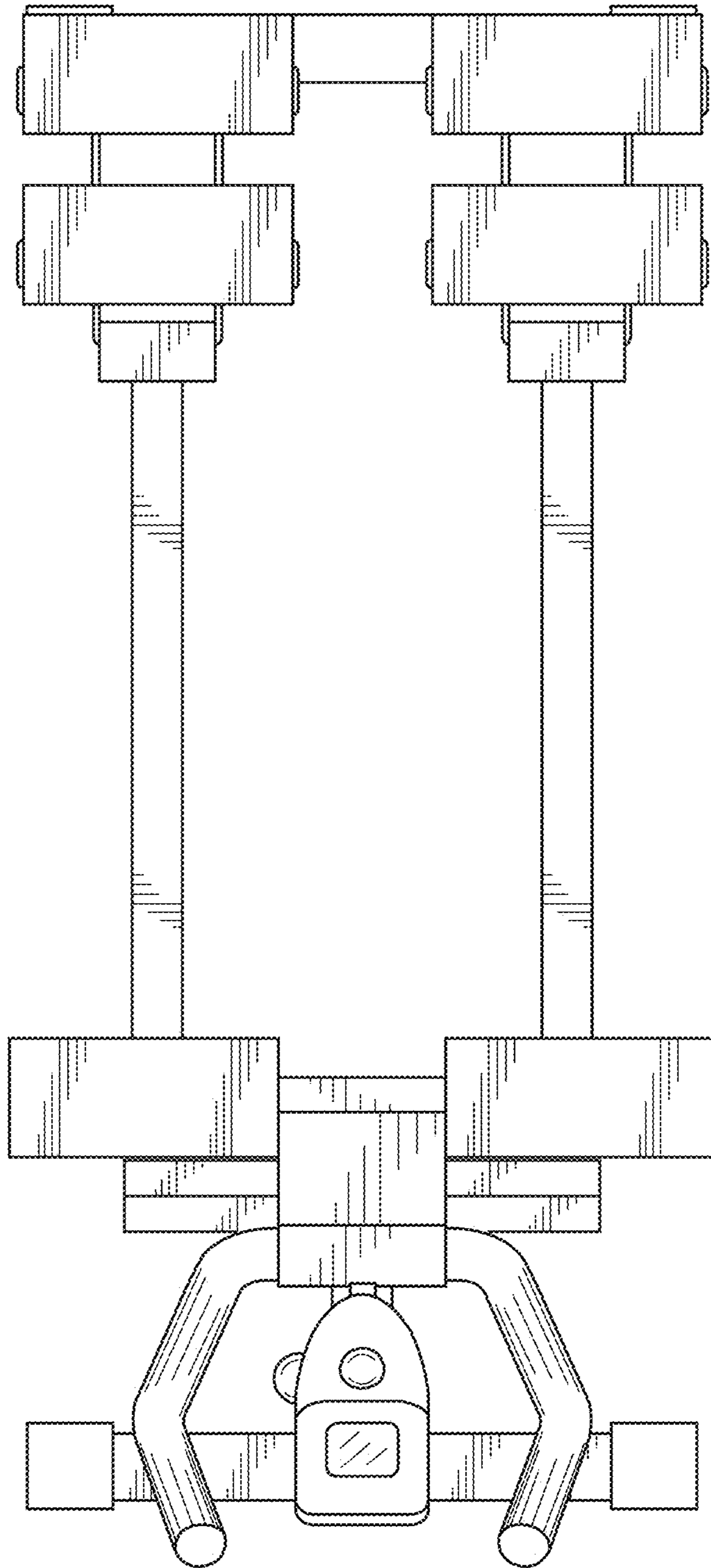


FIG. 6

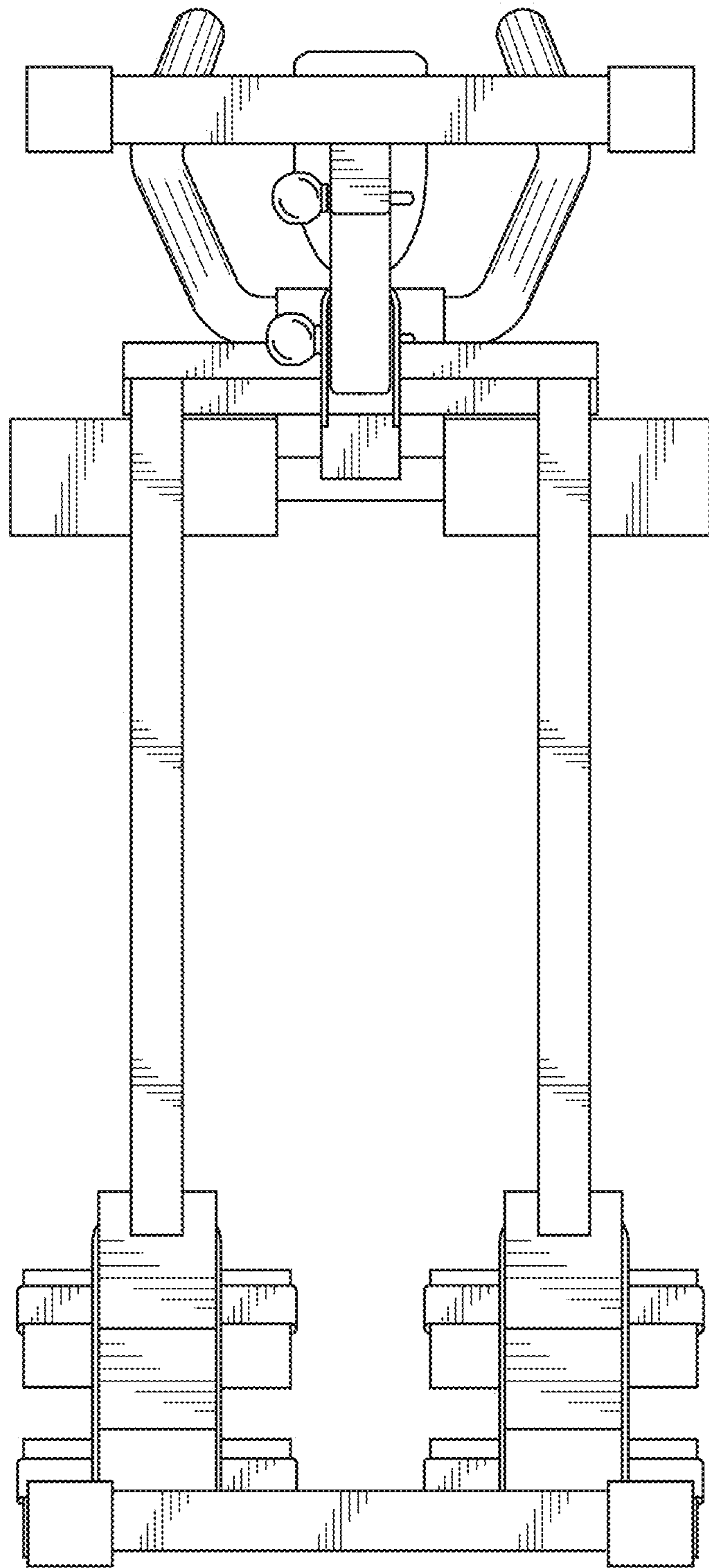


FIG. 7