



US00D947296S

(12) **United States Design Patent**
Luo

(10) **Patent No.:** **US D947,296 S**
(45) **Date of Patent:** **** Mar. 29, 2022**

- (54) **DOLL**
- (71) Applicant: **Beijing Source Technology Co., Ltd.**,
Beijing (CN)
- (72) Inventor: **Zixiong Luo**, Beijing (CN)
- (73) Assignee: **BEIJING SOURCE TECHNOLOGY**
CO., LTD., Beijing (CN)
- (**) Term: **15 Years**
- (21) Appl. No.: **29/764,053**
- (22) Filed: **Dec. 28, 2020**

(30) **Foreign Application Priority Data**

Jun. 28, 2020 (CN) 202030336015.1

- (51) **LOC (13) Cl.** **21-02**
- (52) **U.S. Cl.**
USPC **D21/655**; D6/597
- (58) **Field of Classification Search**
USPC D21/490, 576, 596, 598-599, 602, 611,
D21/618-620, 653, 661, 658;
D6/597-599, 601; D11/57, 134, 137,
D11/158, 162, 141
See application file for complete search history.

(56) **References Cited**

U.S. PATENT DOCUMENTS

D289,073 S	*	3/1987	Fineman	D21/655
D292,727 S	*	11/1987	Zacherle	D21/655
D295,654 S	*	5/1988	Henn	D21/655
D298,067 S	*	10/1988	Bussell	D21/655
D326,551 S	*	5/1992	Liu	D11/148

D373,744 S	*	9/1996	Wotton	D11/121
D425,582 S	*	5/2000	Davick	D21/651
D432,599 S	*	10/2000	Jager	D21/655
D478,364 S	*	8/2003	Steele-Kurtin	D21/655
D559,341 S	*	1/2008	Kittelsohn	D21/655
D586,230 S	*	2/2009	Pierre	D21/655
D650,868 S	*	12/2011	Dalton	D21/576
D709,144 S	*	7/2014	Johnson	D21/655
D709,145 S	*	7/2014	Johnson	D21/655
D713,898 S	*	9/2014	Mina	D21/655
D748,207 S	*	1/2016	Luo	D21/655
D750,713 S	*	3/2016	Chang	D21/659
D830,617 S	*	10/2018	Hateley	D26/98
D835,732 S	*	12/2018	Koh	D21/655

* cited by examiner

Primary Examiner — Michael C Stout

Assistant Examiner — Melvin L Davis

(74) *Attorney, Agent, or Firm* — Dragon Sun Law Firm,
PC; Jinggao Li, Esq.



(57) **CLAIM**

The ornamental design for a doll, as shown and described.

DESCRIPTION

FIG. 1 is a front, left perspective view of a doll showing my new design;
 FIG. 2 is a front view thereof;
 FIG. 3 is a back-view thereof;
 FIG. 4 is a left side view thereof;
 FIG. 5 is a right side view thereof;
 FIG. 6 is a top view thereof; and,
 FIG. 7 is a bottom view thereof.
 The broken lines in the figures depict portions of the doll and form no part of the claimed design.

1 Claim, 7 Drawing Sheets






FIG. 1




FIG. 2

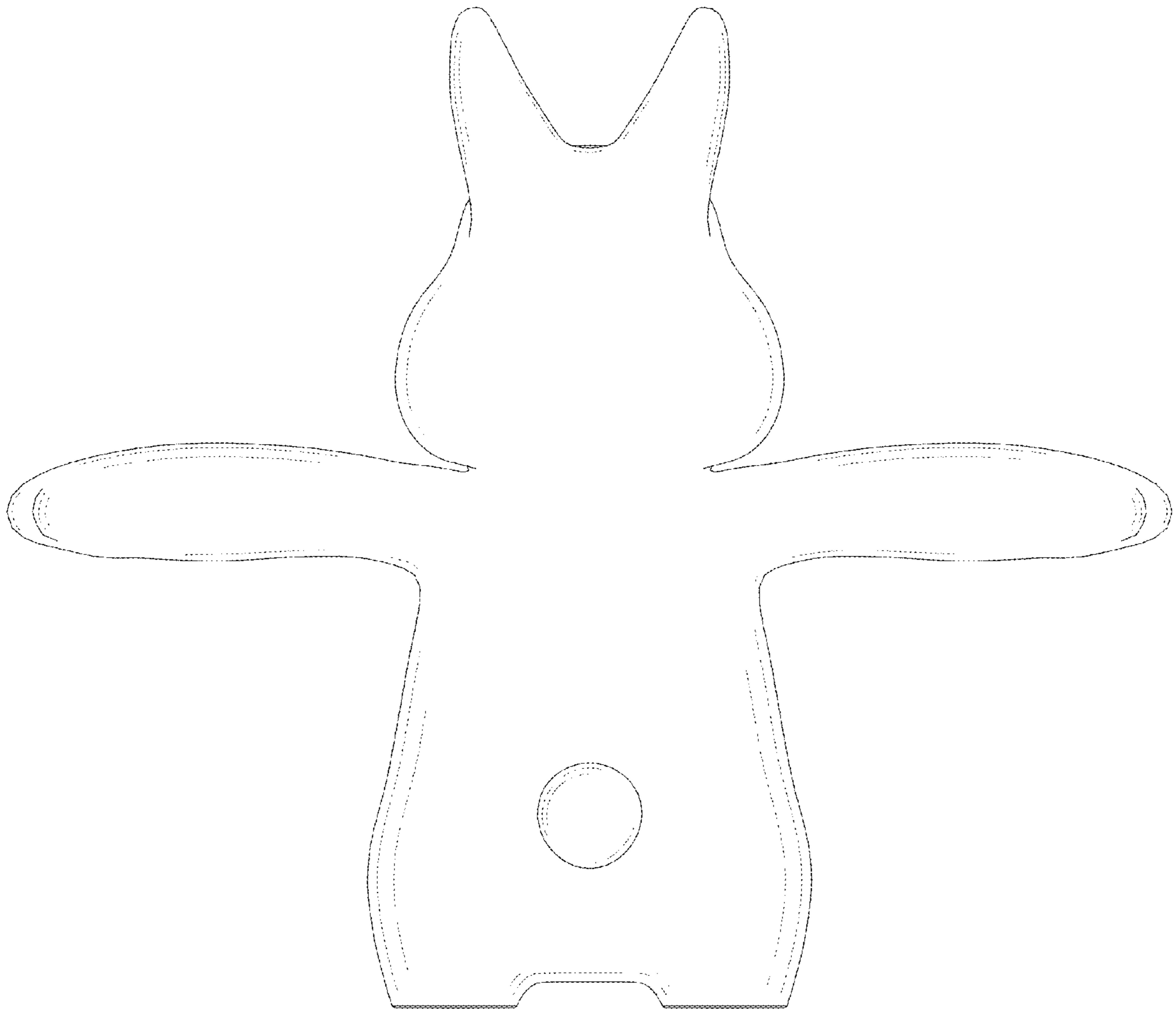


FIG. 3

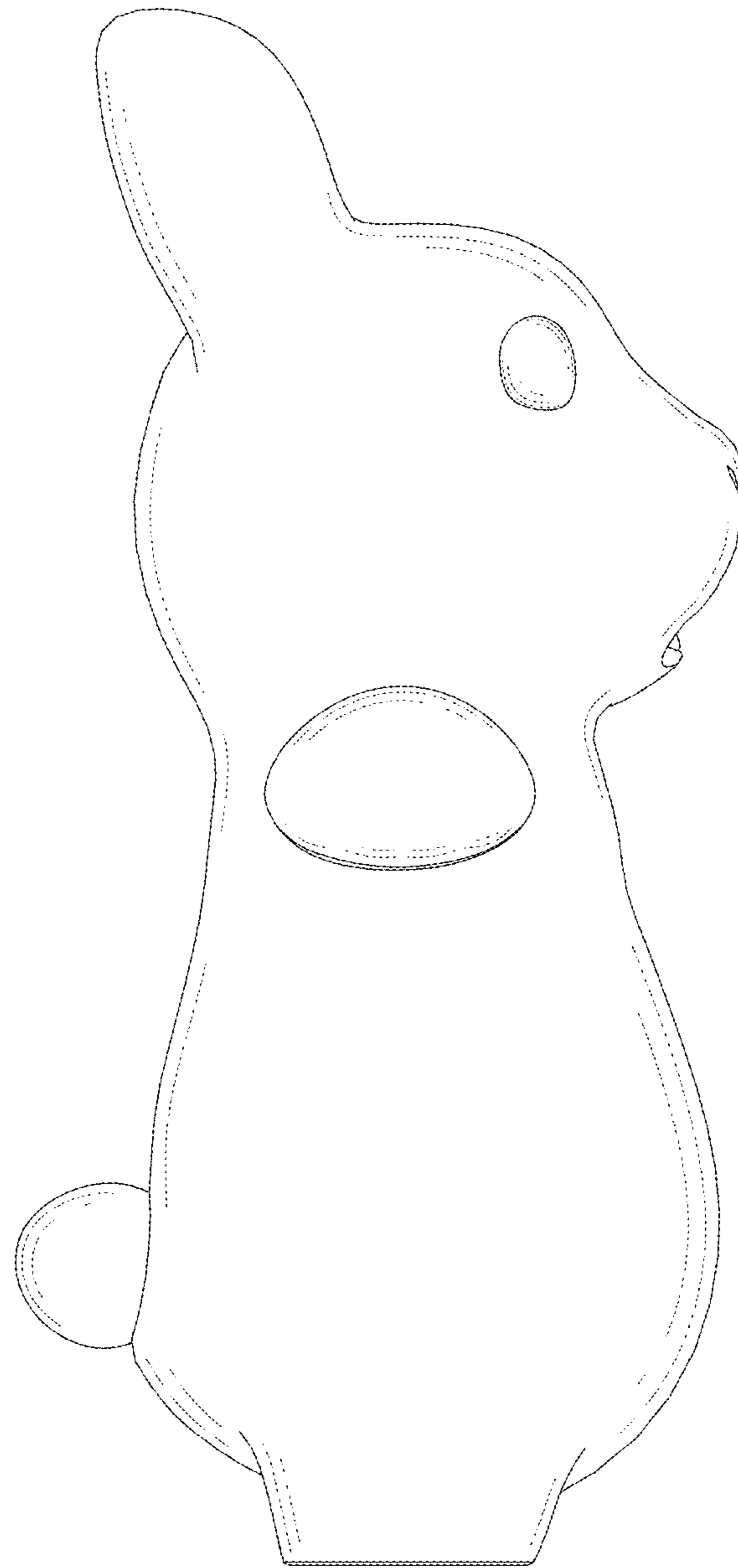


FIG. 4

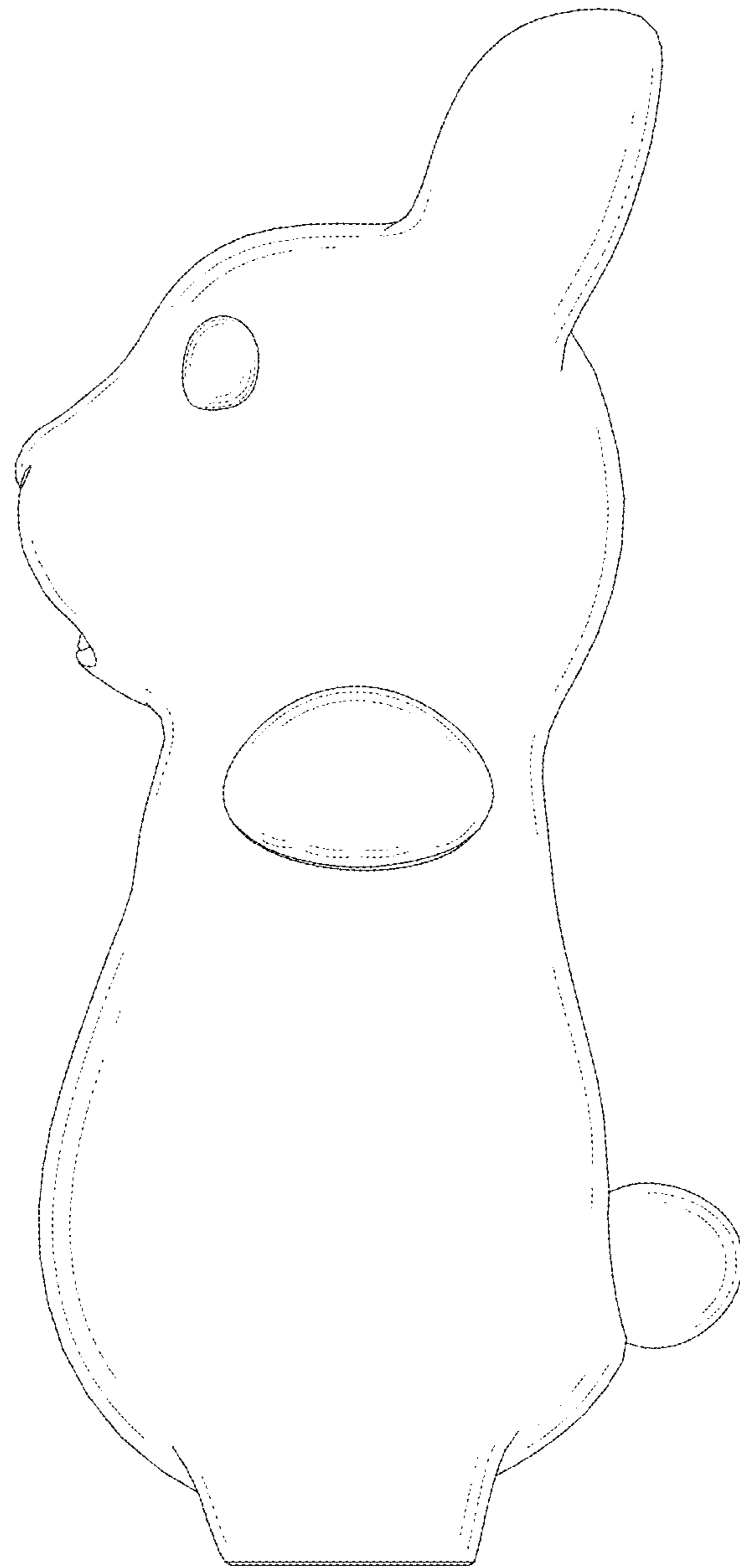


FIG. 5

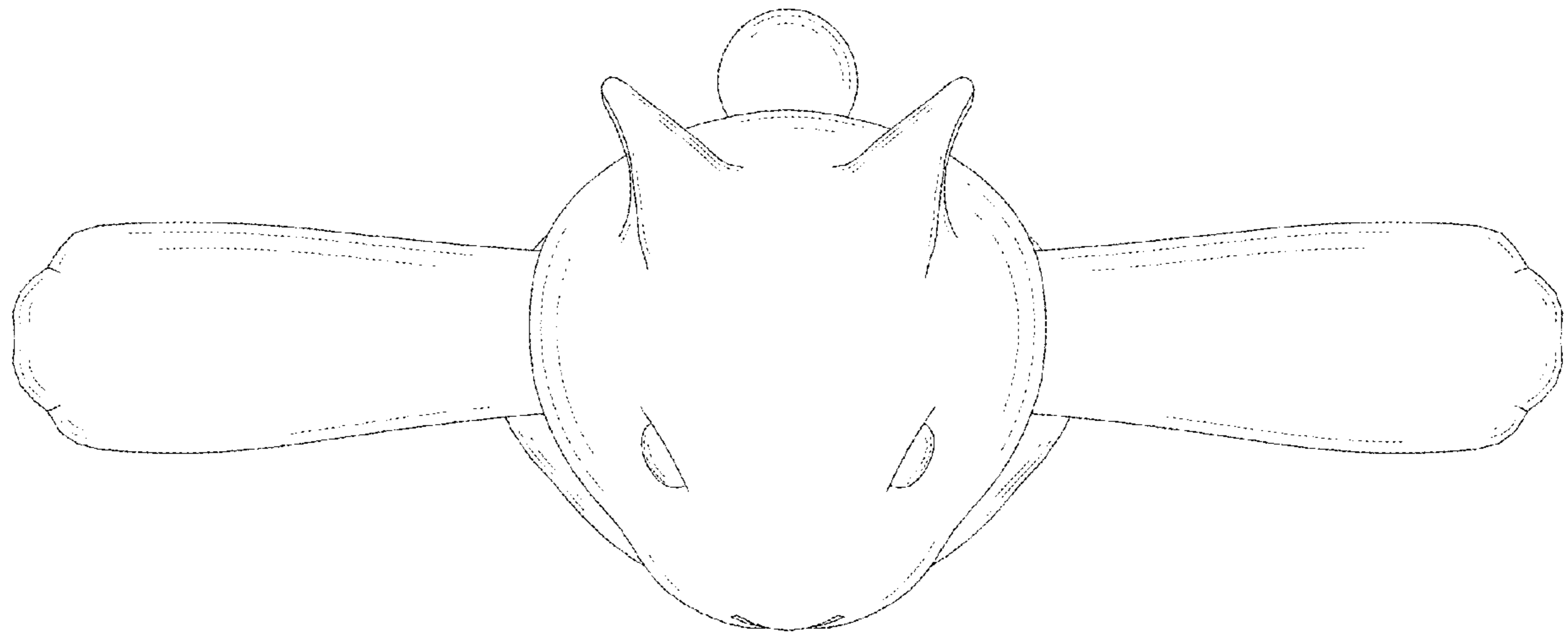


FIG. 6

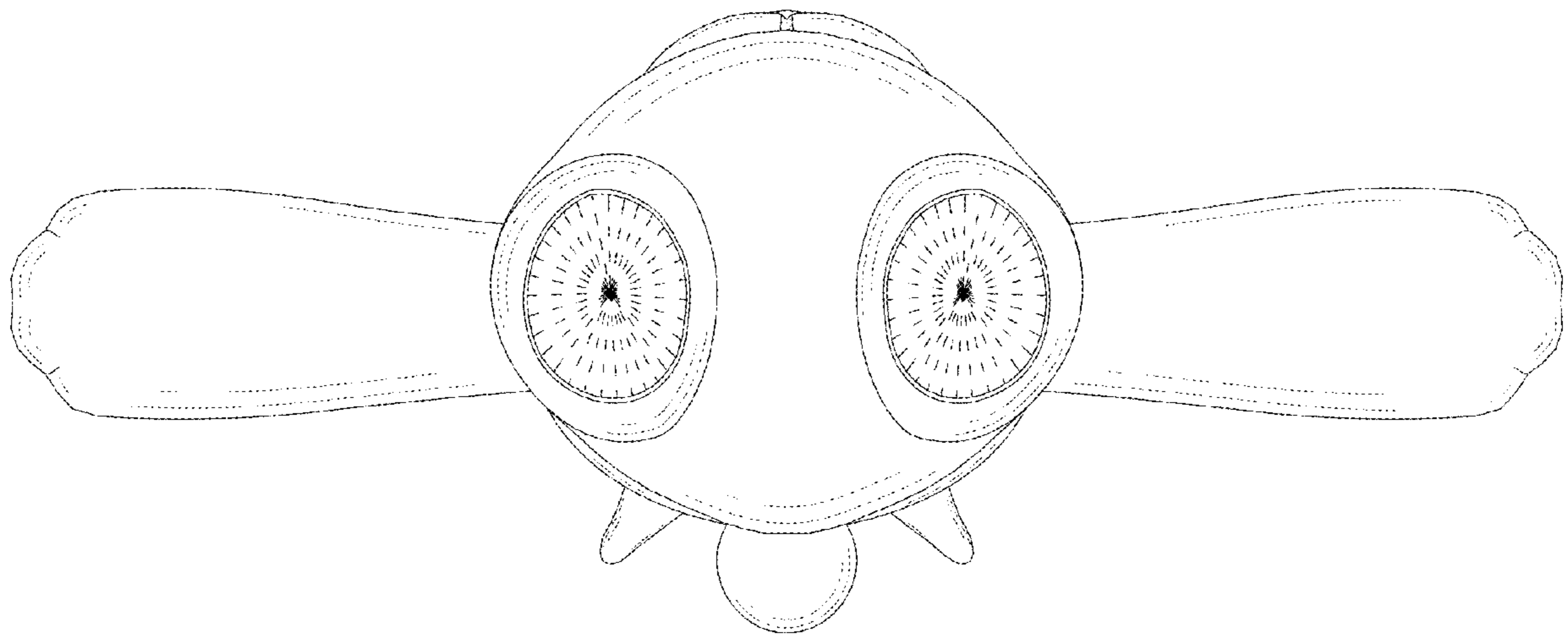


FIG. 7