



US00D947263S

(12) **United States Design Patent** (10) **Patent No.:** **US D947,263 S**  
**He** (45) **Date of Patent:** **\*\* Mar. 29, 2022**

(54) **CUP TURNER**

(71) Applicant: **Ting He**, Changsha (CN)

(72) Inventor: **Ting He**, Changsha (CN)

(\*\*) Term: **15 Years**

(21) Appl. No.: **29/783,622**

(22) Filed: **May 13, 2021**

(51) **LOC (13) Cl.** ..... **15-09**

(52) **U.S. Cl.**  
USPC ..... **D15/122; D15/140**

(58) **Field of Classification Search**  
USPC ..... D7/693; D8/354; D15/122, 123, 125,  
D15/130, 135, 138, 140, 145, 146  
CPC .... A47J 37/041; A47J 37/049; A47J 37/0786;  
A47J 37/0704; A47J 37/0745; A47J  
37/04; B27B 31/00; B27B 31/04; B28B  
1/00; B28B 1/02

See application file for complete search history.

(56) **References Cited**

**U.S. PATENT DOCUMENTS**

|           |     |         |          |       |                      |
|-----------|-----|---------|----------|-------|----------------------|
| 1,338,275 | A * | 4/1920  | Bancroft | ..... | B27C 7/005<br>142/5  |
| 1,933,201 | A * | 10/1933 | Yager    | ..... | B23B 7/02<br>82/125  |
| 2,016,570 | A * | 10/1935 | Adams    | ..... | B23B 9/08<br>29/38 A |
| D147,300  | S * | 8/1947  | Potter   | ..... | D15/130              |
| 2,632,223 | A * | 3/1953  | Jordan   | ..... | B28B 1/02<br>425/265 |
| 3,040,409 | A * | 6/1962  | Elliott  | ..... | B28B 11/18<br>269/57 |
| 3,621,740 | A * | 11/1971 | Thomas   | ..... | B23Q 1/76<br>82/117  |

|              |      |         |         |       |                         |
|--------------|------|---------|---------|-------|-------------------------|
| D269,616     | S *  | 7/1983  | Crum    | ..... | D15/140                 |
| D740,201     | S    | 10/2015 | Wang    |       |                         |
| D786,631     | S *  | 5/2017  | Kim     | ..... | D7/693                  |
| D796,917     | S *  | 9/2017  | Wong    | ..... | D7/693                  |
| D889,232     | S    | 7/2020  | Qin     |       |                         |
| D908,749     | S    | 1/2021  | Luo     |       |                         |
| D915,476     | S *  | 4/2021  | Luo     | ..... | D15/122                 |
| D936,115     | S *  | 11/2021 | Yang    | ..... | D15/122                 |
| 2006/0260448 | A1 * | 11/2006 | Fiedler | ..... | B24B 27/0076<br>82/1.11 |
| 2010/0186602 | A1 * | 7/2010  | Dotan   | ..... | A47J 37/041<br>99/421 H |
| 2020/0214496 | A1 * | 7/2020  | Moric   | ..... | A47J 37/0759            |

\* cited by examiner

*Primary Examiner* — Patricia A Palasik

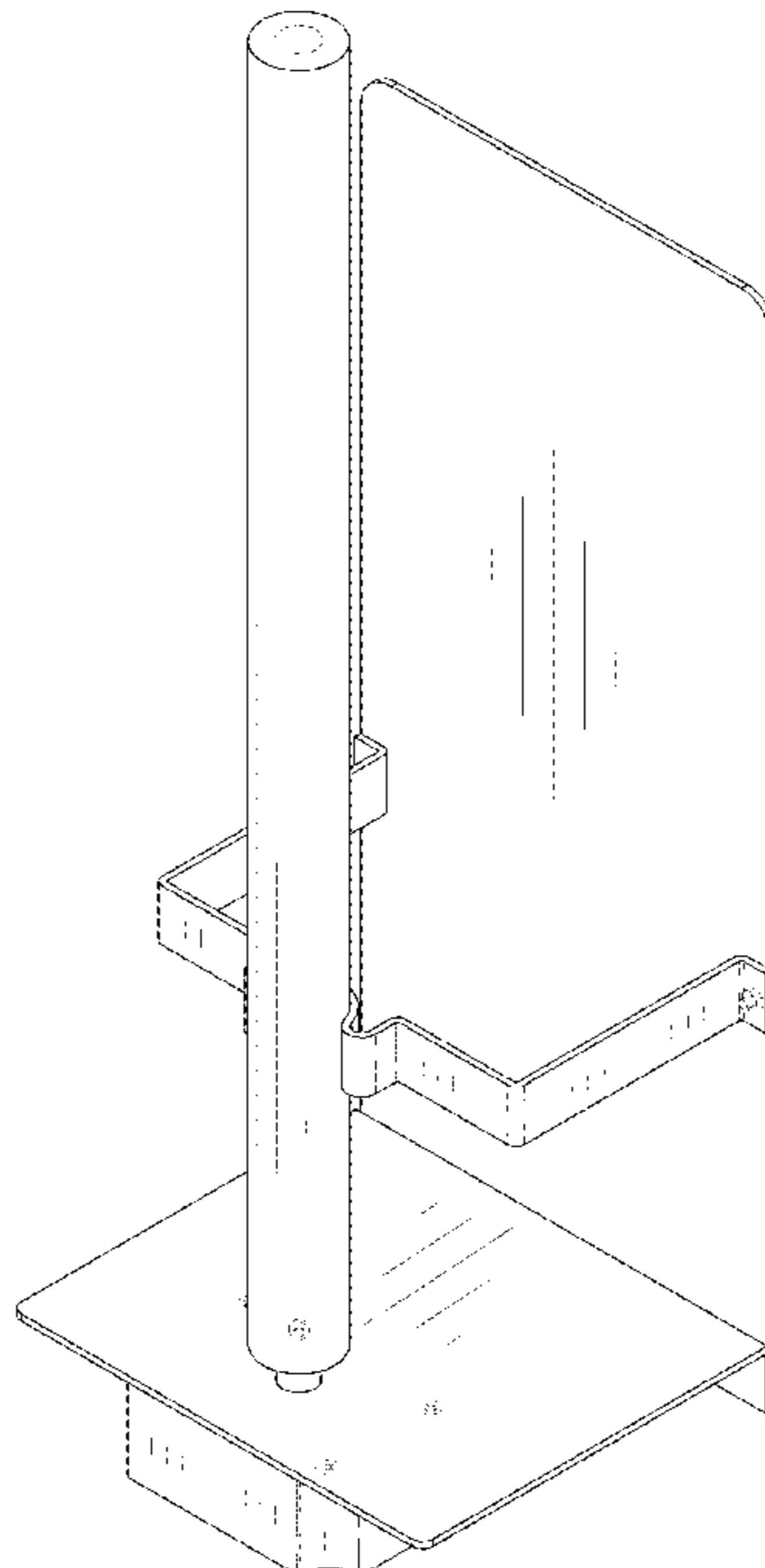
(57) **CLAIM**

The ornamental design for a cup turner, as shown and described.

**DESCRIPTION**

FIG. 1 is a first perspective view of a cup turner showing my new design;  
FIG. 2 is a second perspective view thereof;  
FIG. 3 is a front view thereof;  
FIG. 4 is a back view thereof;  
FIG. 5 is a left side view thereof;  
FIG. 6 is a right side view thereof;  
FIG. 7 is a top view thereof;  
FIG. 8 is a bottom view thereof; and,  
FIG. 9 is an enlarged view of the selected portion in FIG. 2. The broken lines shown in the drawings depict portions of the cup turner in which the design is embodied that form no part of the claimed design.

**1 Claim, 9 Drawing Sheets**



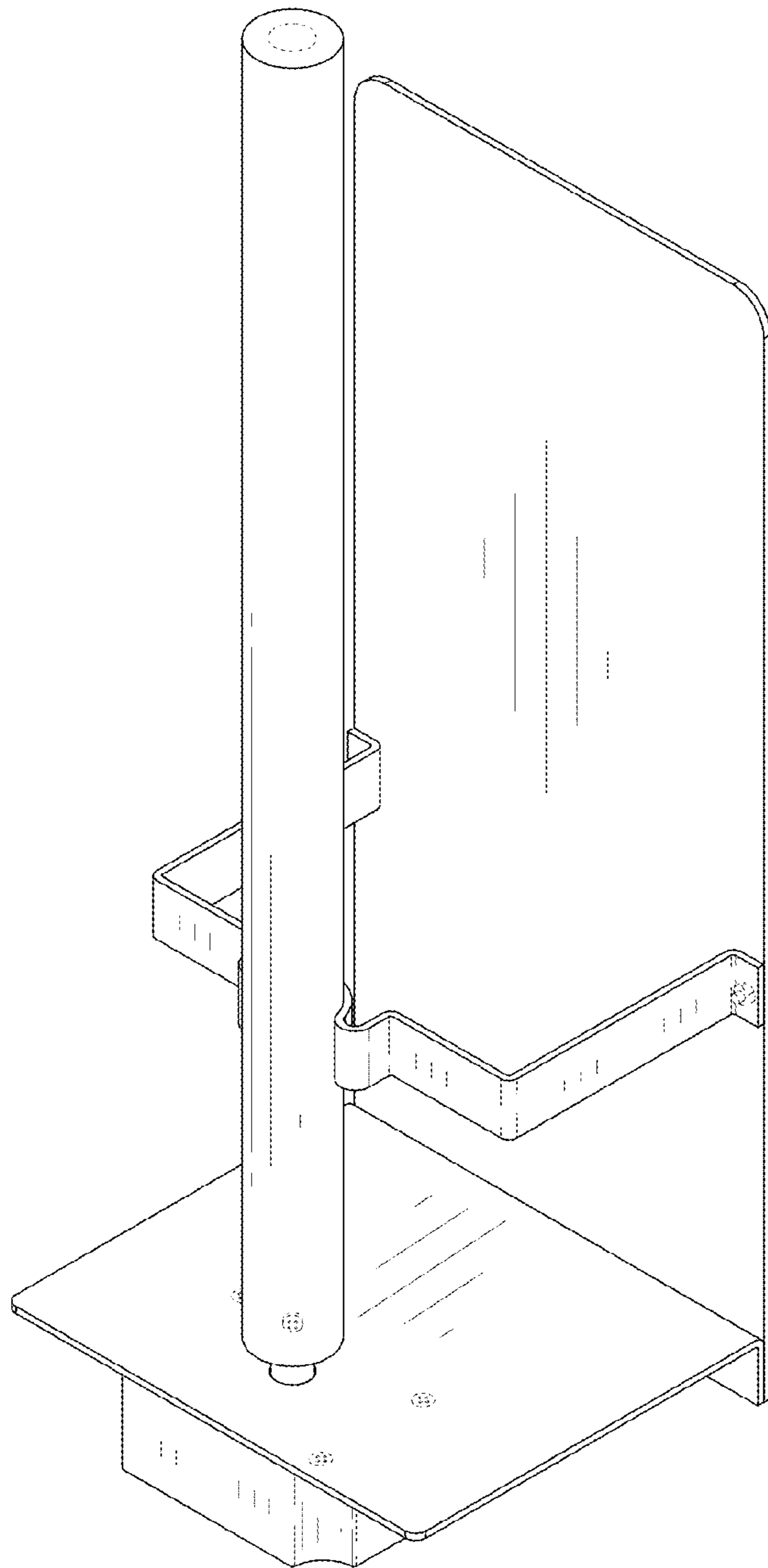


FIG. 1

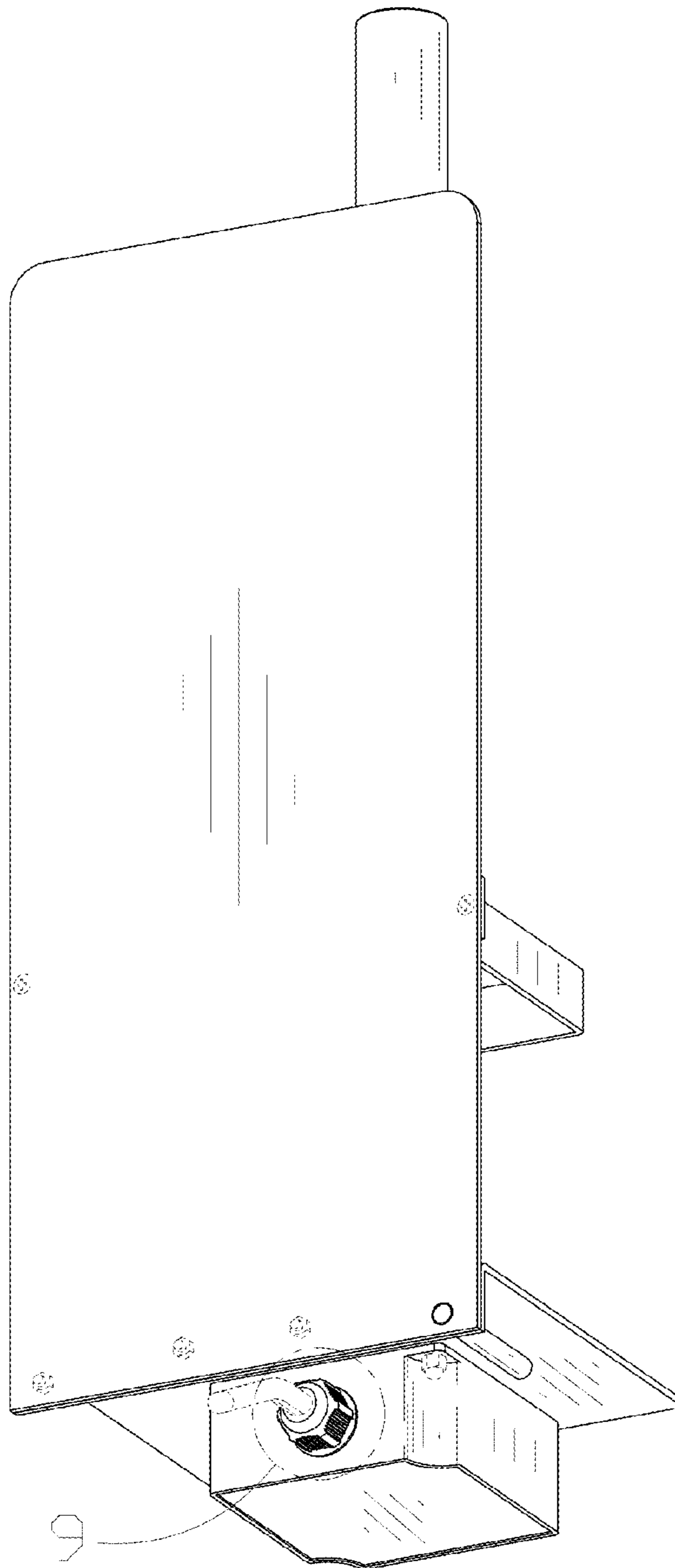


FIG. 2

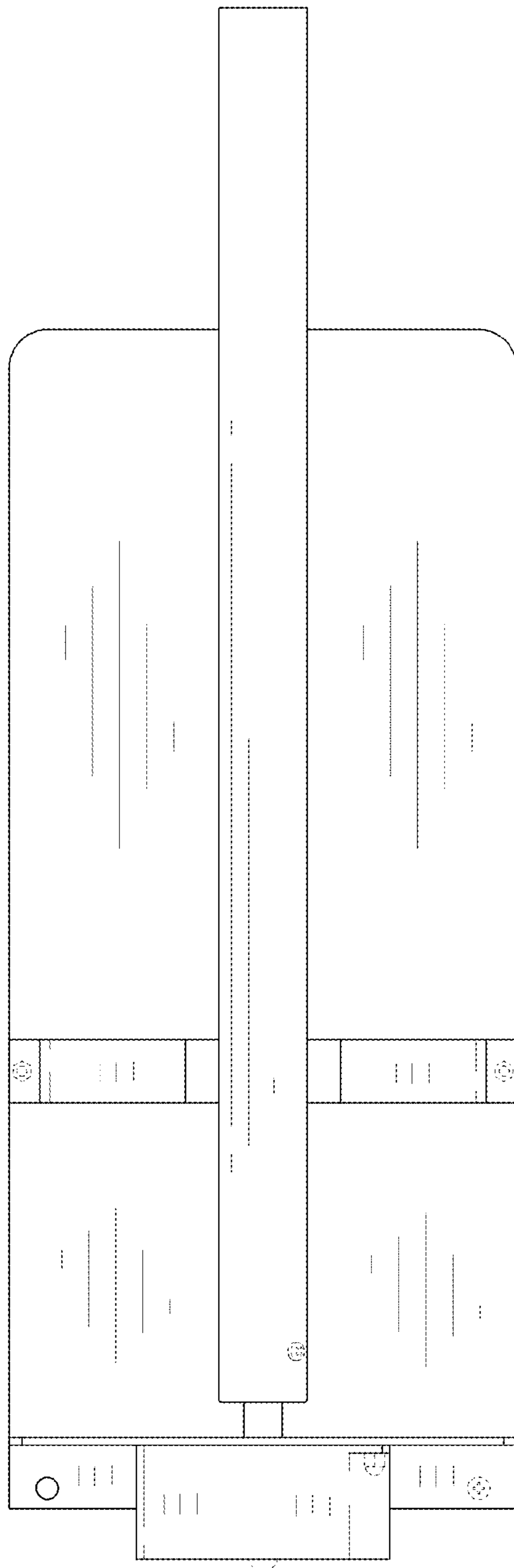


FIG. 3




FIG. 4




FIG. 5




FIG. 6

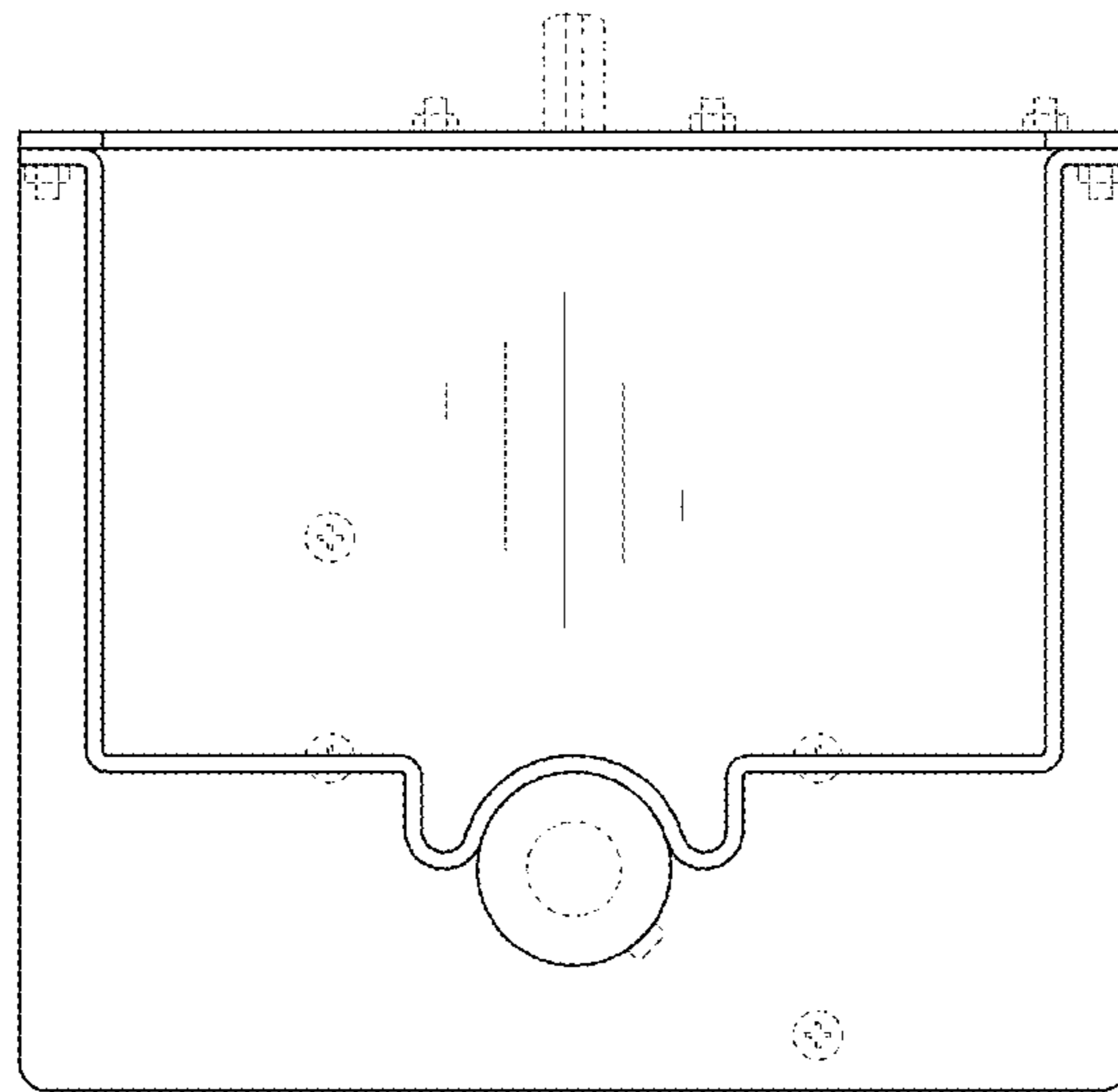


FIG. 7



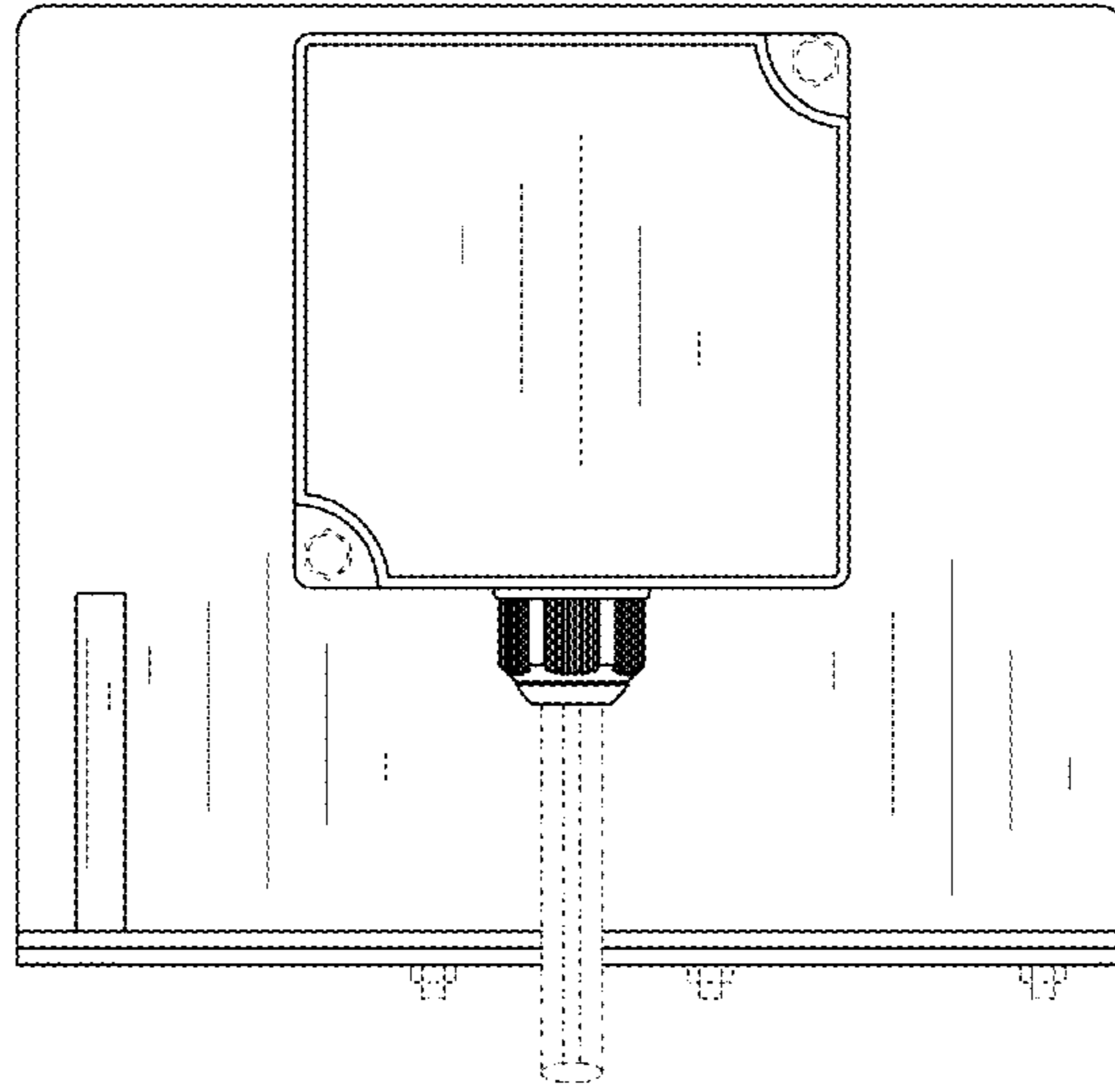


FIG. 8

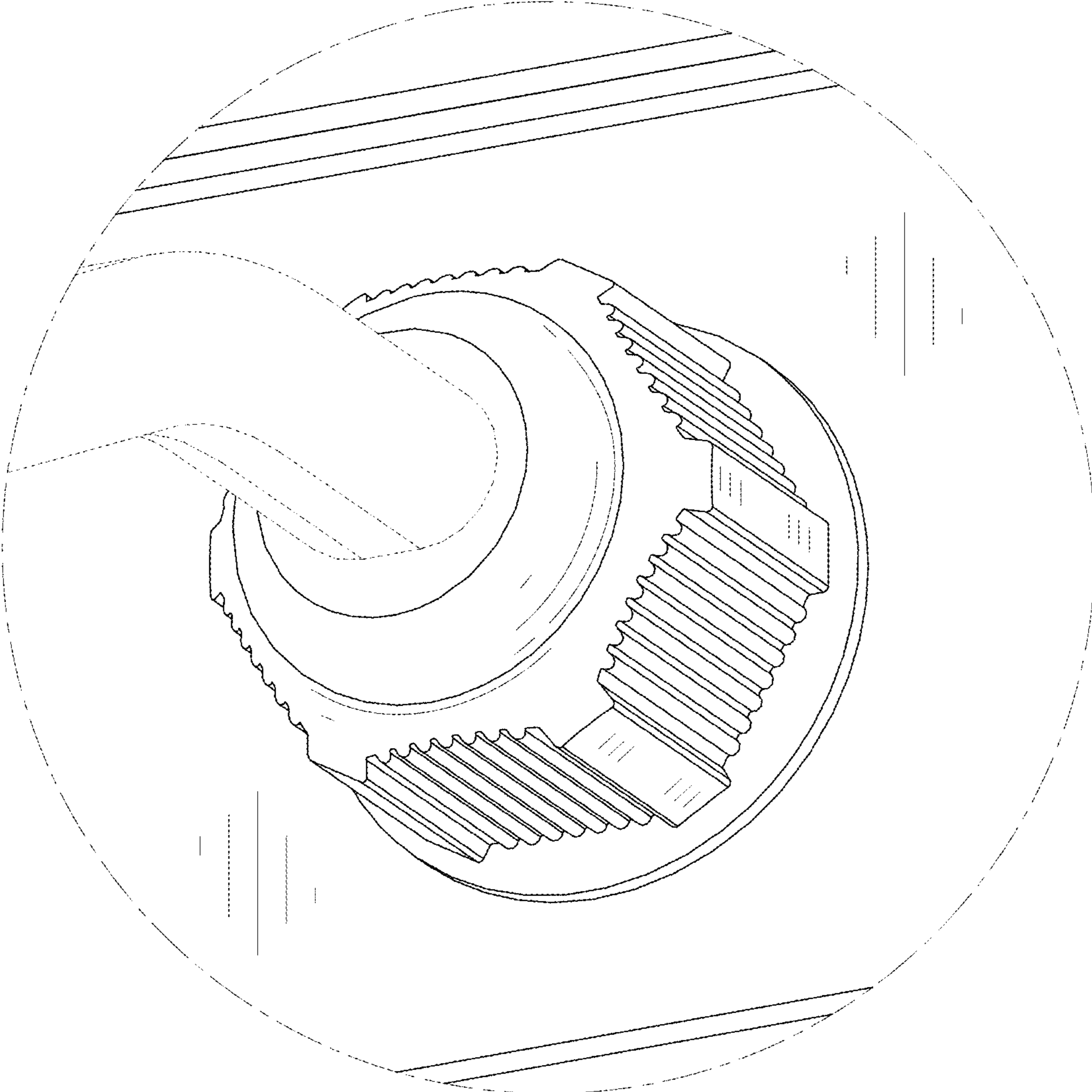


FIG. 9