



US00D947258S

(12) **United States Design Patent**
Koball

(10) **Patent No.:** **US D947,258 S**
(45) **Date of Patent:** **** Mar. 29, 2022**

- (54) **ICE CUBE TRAY**
- (71) Applicant: **BRADSHAW HOME**, Rancho Cucamonga, CA (US)
- (72) Inventor: **Ross Koball**, Monrovia, CA (US)
- (73) Assignee: **Bradshaw Home**, Rancho Cucamonga, CA (US)
- (**) Term: **15 Years**
- (21) Appl. No.: **29/737,719**
- (22) Filed: **Jun. 11, 2020**
- (51) **LOC (13) Cl.** **15-07**
- (52) **U.S. Cl.**
USPC **D15/90**
- (58) **Field of Classification Search**
USPC D7/300, 357, 360, 368, 387, 603, 605, D7/608, 619, 669, 672; D15/79-91; D1/100
CPC F25C 2400/10; F25C 5/005; F25C 1/04; F25C 1/10; F25C 1/24; F25C 2305/022; F25C 2600/04; F25C 2700/14; F25C 5/06; F25C 5/182; F25C 1/08; F25C 2400/14; F25C 2500/02; A47J 43/00; A47J 43/20; A47J 9/00; A47J 9/007; F25D 17/06

See application file for complete search history.

(56) **References Cited**

U.S. PATENT DOCUMENTS

D137,122 S *	1/1944	Gits	D15/90
D200,558 S *	3/1965	Davis	D15/90
D220,800 S *	5/1971	Krough	D15/90
D245,008 S *	7/1977	LaLonde	D15/90
D496,374 S *	9/2004	Zimmerman	D15/90
D513,019 S *	12/2005	Lion	D15/90
7,014,162 B2 *	3/2006	Lion	F25C 1/24 249/121
D560,695 S *	1/2008	Marchionda	D15/90

D586,830 S *	2/2009	de Groot	D15/90
D697,095 S *	1/2014	Chan	D15/90
D740,691 S *	10/2015	Milante	D9/732
D759,735 S *	6/2016	Tsai	D15/90
D787,568 S *	5/2017	Davies	D15/90
D883,805 S *	5/2020	Abdelnour	D9/756
D910,090 S *	2/2021	Chen	D15/90

OTHER PUBLICATIONS

SyXI-168, Ice Cube Tray, 4 Pcs Silicone Ice Cube Tray Easy-Release, (first available date May 31, 2021), amazon.com, URL:<https://www.amazon.com/dp/B0967ZYRPQ> (Year: 2021).*

Rubbermaid, White Easy Release Ice Cube Tray Set of 2, 12.5"×5", (first available date Apr. 26, 2016), amazon.com, URL:<https://www.amazon.com/Rubbermaid-Easy-Release-Cube-Tray/dp/B01ETW-MAN4> (Year: 2016).*

* cited by examiner

Primary Examiner — Calvin E Vansant
Assistant Examiner — Mark T. Philipps
 (74) *Attorney, Agent, or Firm* — Birch, Stewart, Kolasch & Birch, LLP

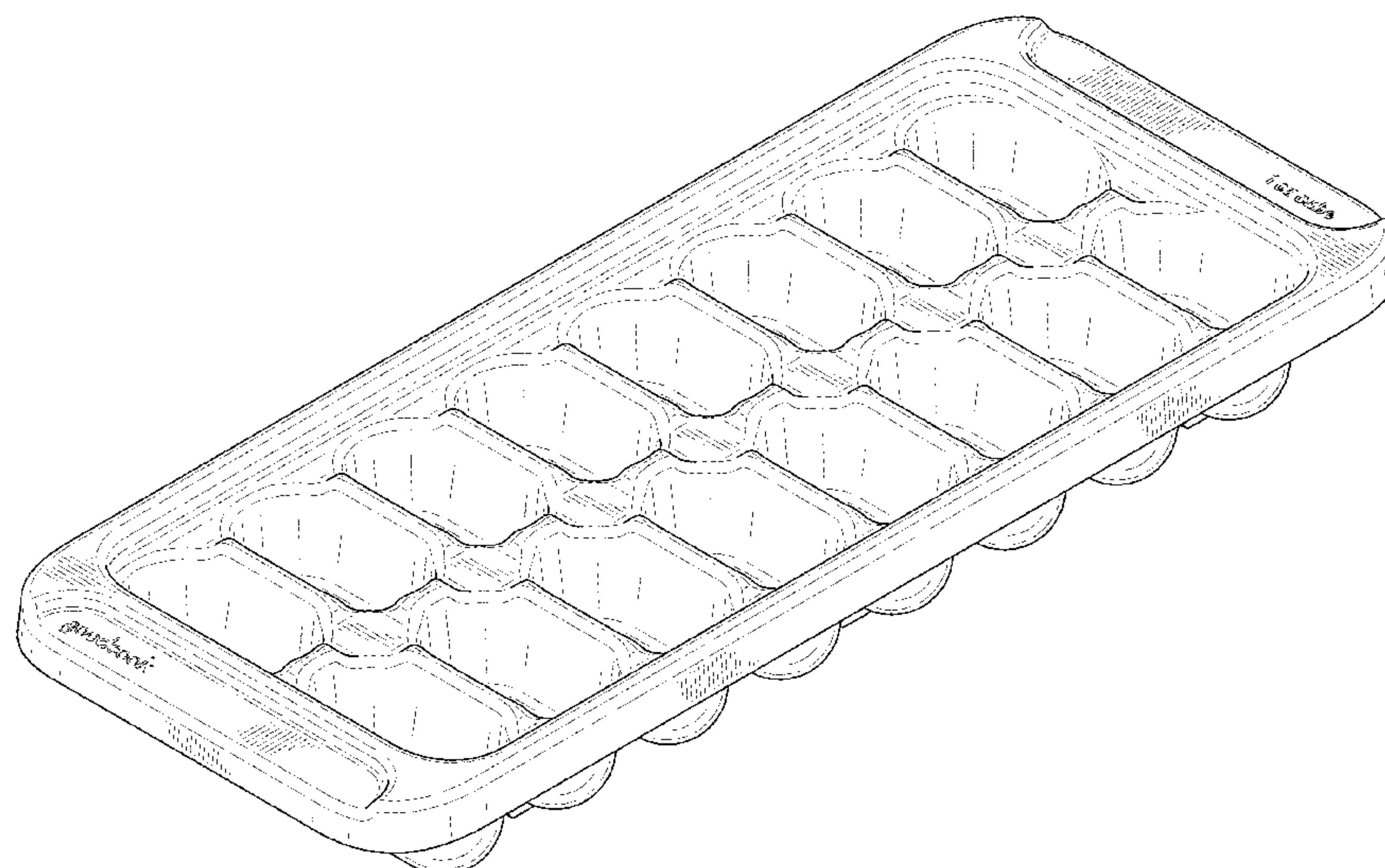
(57) **CLAIM**

The ornamental design for an ice cube tray, as shown and described.

DESCRIPTION

FIG. 1 is a top, front, left perspective view of the ice cube tray showing my new design;
 FIG. 2 is a front view thereof;
 FIG. 3 is a rear view thereof;
 FIG. 4 is a left side view thereof;
 FIG. 5 is a right side view thereof;
 FIG. 6 is a top plan view thereof; and,
 FIG. 7 is a bottom plan view thereof.
 The broken line showing in the figures is for the purpose of illustrating portions of the ice cube tray that forms no part of the claimed design.

1 Claim, 7 Drawing Sheets



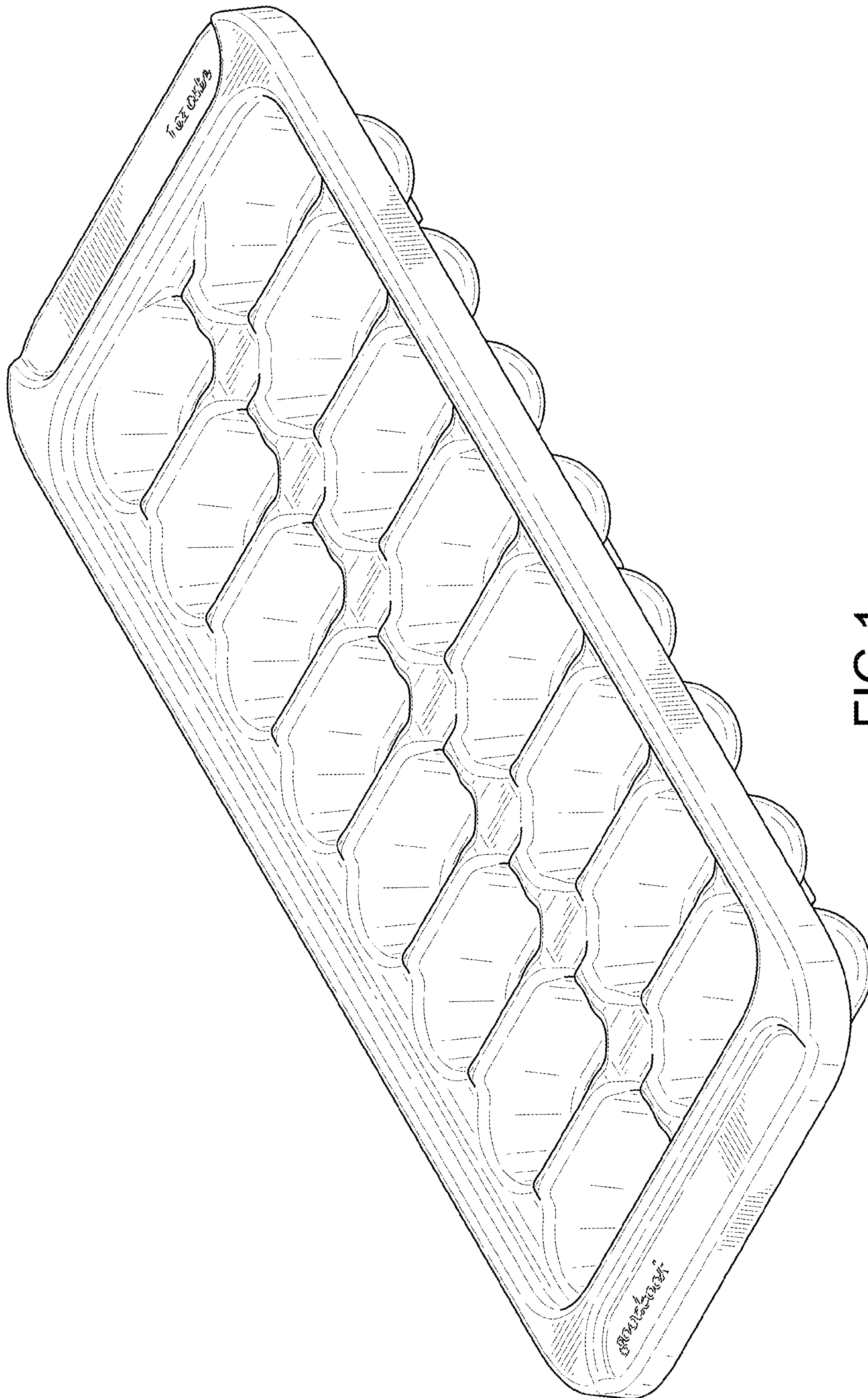


FIG.1

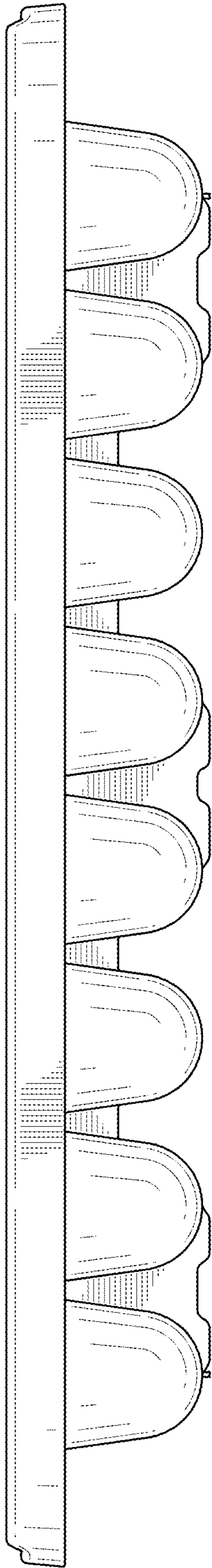


FIG.2

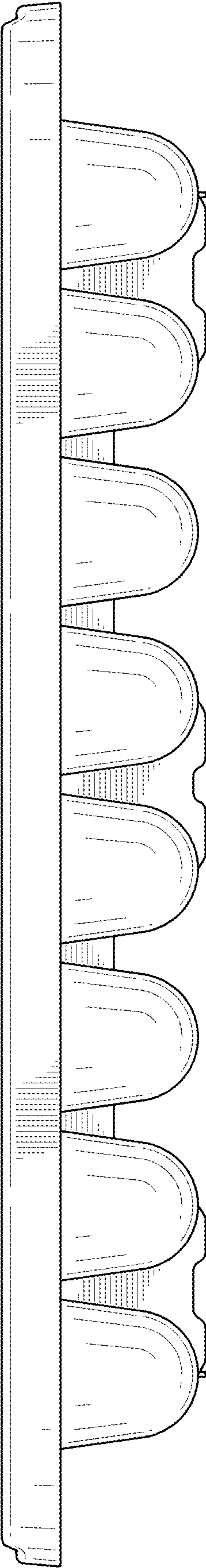


FIG.3

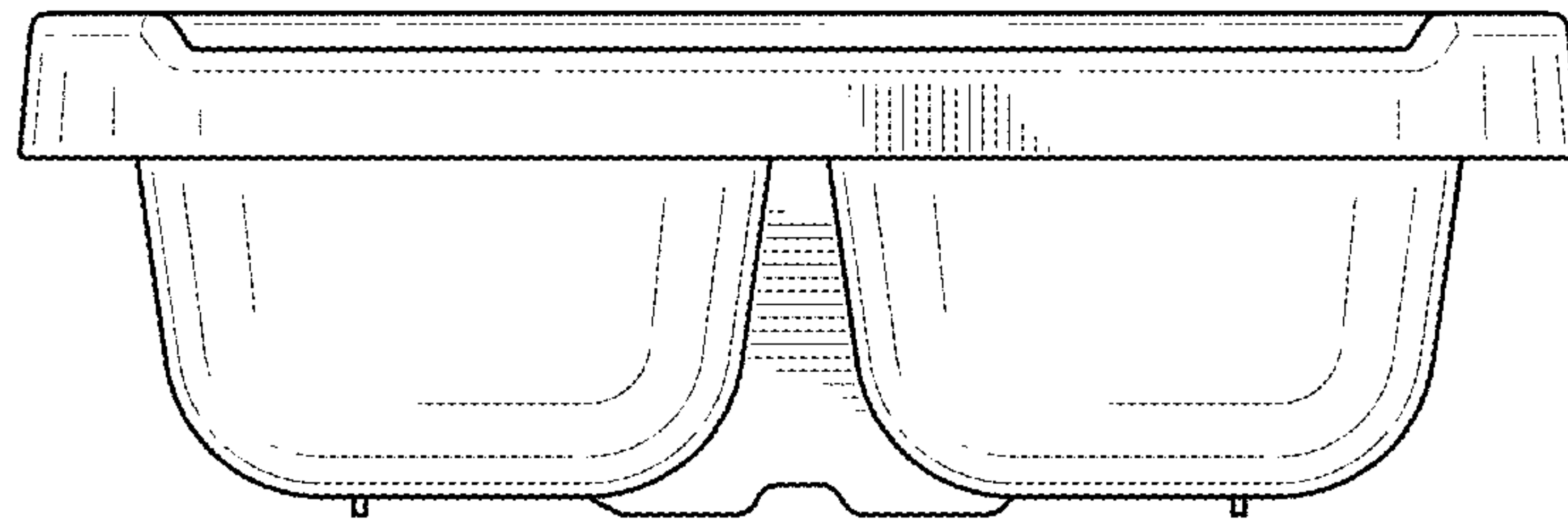


FIG.4

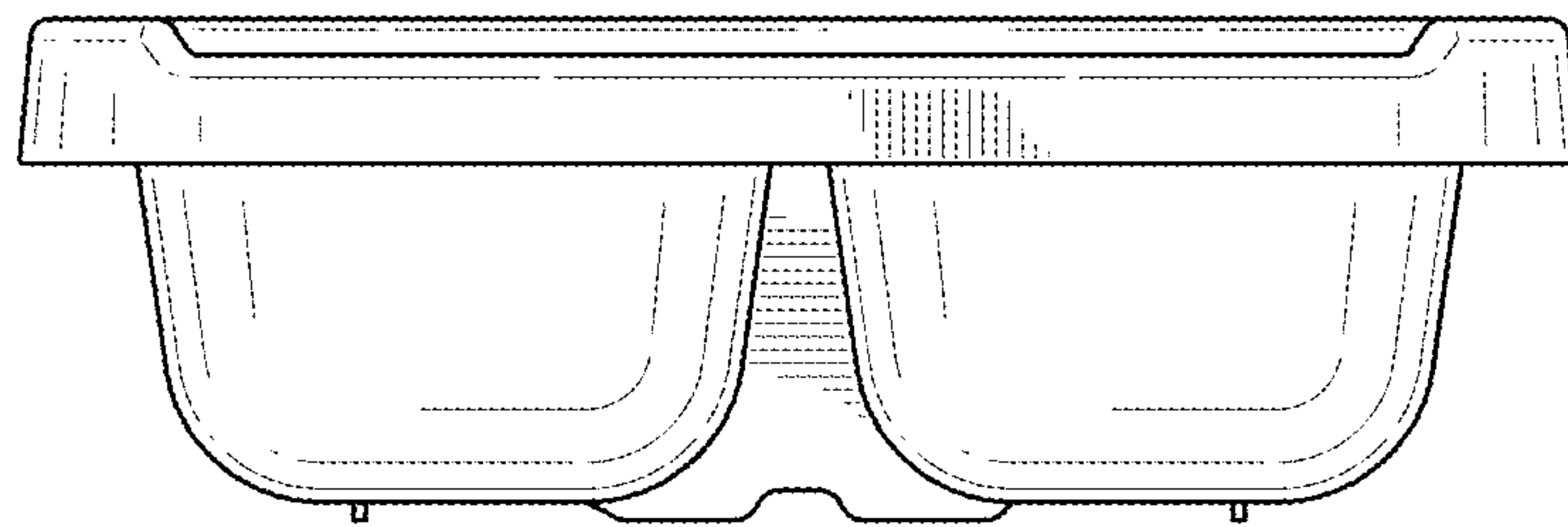


FIG.5




FIG.6

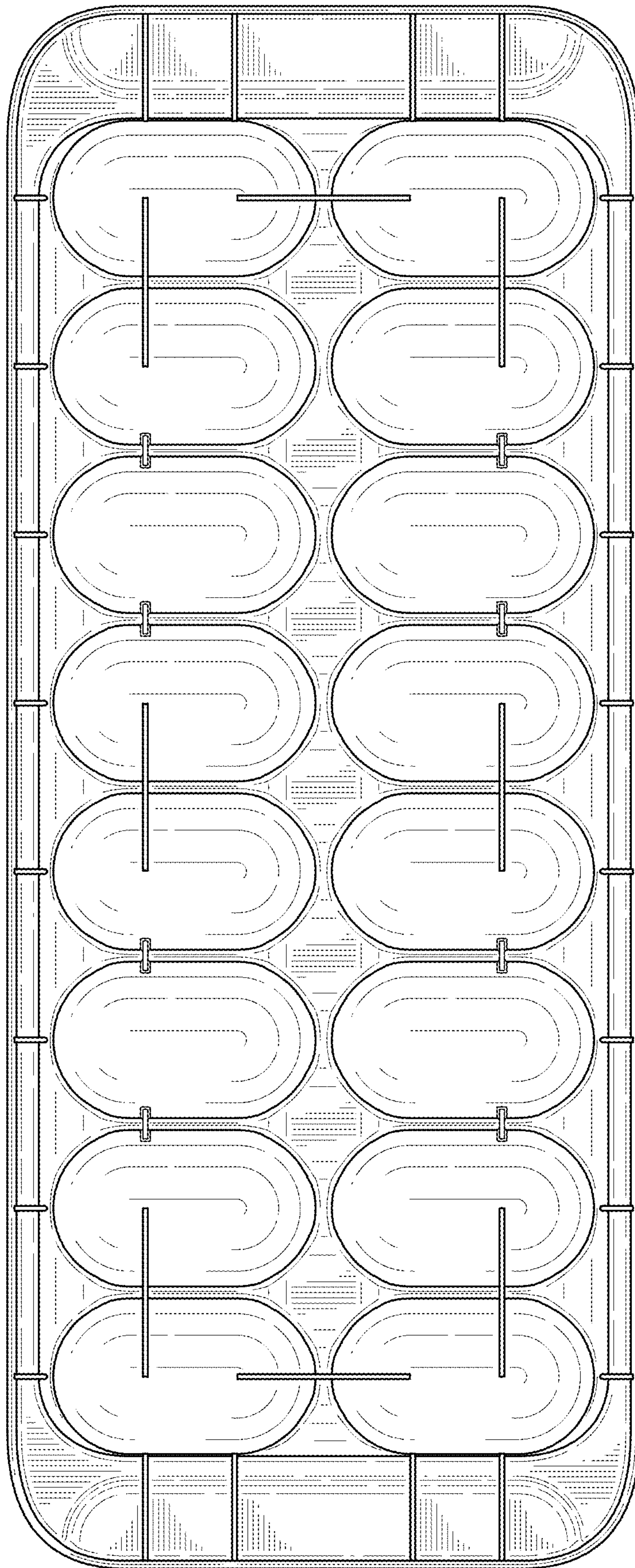


FIG.7