



US00D947201S

(12) **United States Design Patent**
Kirk

(10) **Patent No.:** **US D947,201 S**
(45) **Date of Patent:** **** Mar. 29, 2022**

(54) **HANDHELD ELECTRONIC DEVICE
HOLDER**

(71) Applicant: **Caston Kirk**, St. George, UT (US)

(72) Inventor: **Caston Kirk**, St. George, UT (US)

(**) Term: **15 Years**

(21) Appl. No.: **29/803,716**

(22) Filed: **Aug. 16, 2021**

(51) **LOC (13) Cl.** **08-07**

(52) **U.S. Cl.**
USPC **D14/447**

(58) **Field of Classification Search**

USPC D14/447, 432, 434, 439, 440, 451, 452,
D14/457, 239, 253, 250; D8/363, 373,
D8/380; D6/406.3, 406.4, 406.5, 406.6;
D12/415; D21/333, 332
CPC A47B 21/04; A47B 2097/006; A47B
2097/005; A47B 2023/049; A45C
2011/002; A45C 2011/003; F16M
2200/00; F16M 13/00

See application file for complete search history.

(56) **References Cited**

U.S. PATENT DOCUMENTS

D651,606 S * 1/2012 Luijben D14/447
D677,667 S * 3/2013 Smith D14/440
D721,710 S * 1/2015 Messing D14/447
D784,351 S * 4/2017 Akana D14/447
D789,342 S * 6/2017 Sirichai D14/250
D832,857 S * 11/2018 Jinkinson D14/440
D892,125 S * 8/2020 Ham D14/440

D902,215 S * 11/2020 Quan D14/440
D903,686 S * 12/2020 Jung D14/440
D906,341 S * 12/2020 Jiao D14/440
D907,643 S * 1/2021 Wengreen D14/447
D932,493 S * 10/2021 Xiong D14/440

* cited by examiner

Primary Examiner — Angela J Lee

(74) *Attorney, Agent, or Firm* — Gurr Brande &
Spendlove, PLLC; Robert A. Gurr

(57) **CLAIM**

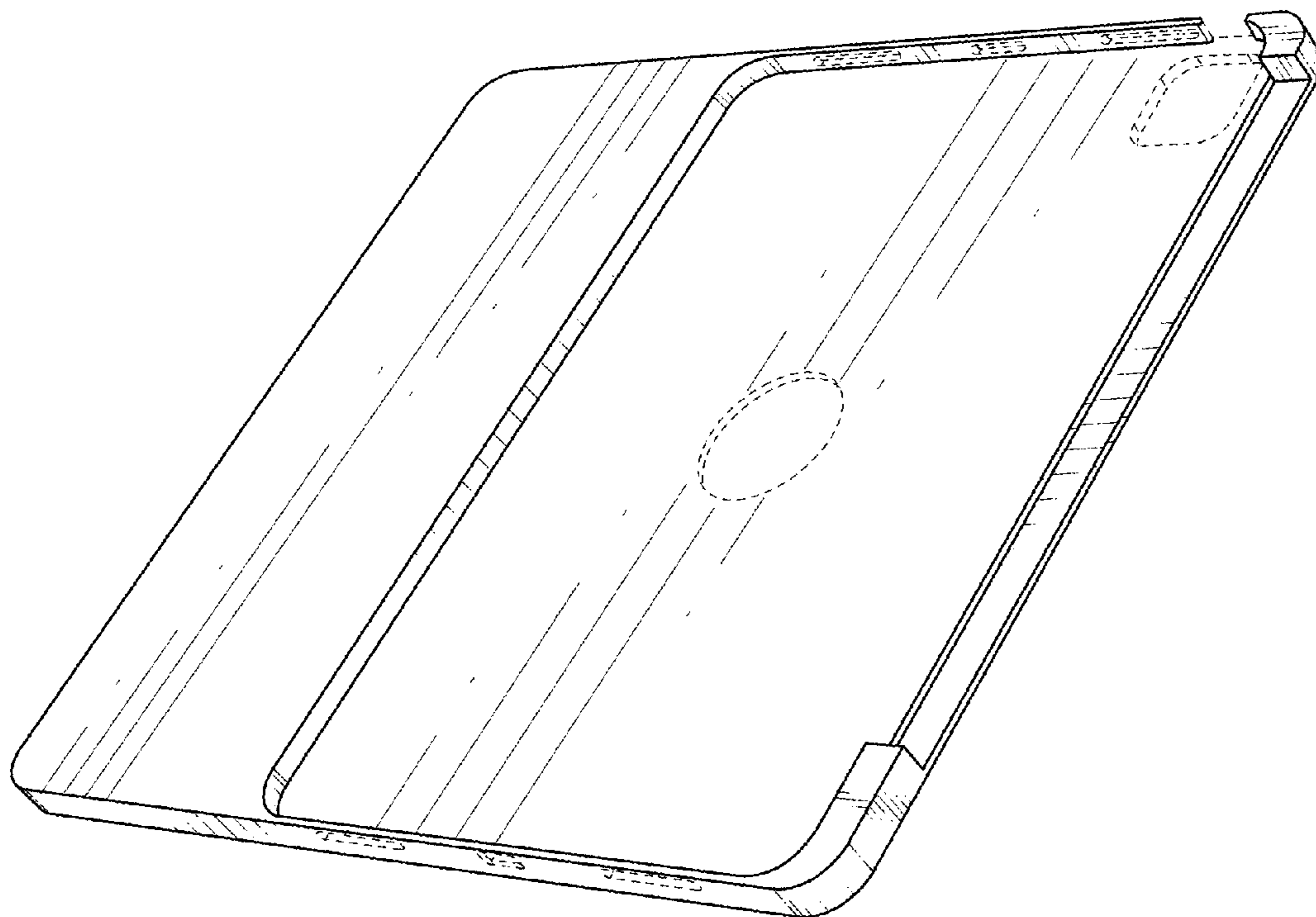
The ornamental design for a handheld electronic device holder, as shown and described.

DESCRIPTION

FIG. 1 is a front, right side perspective view of the handheld electronic device holder;
FIG. 2 is a front elevation view of the handheld electronic device holder;
FIG. 3 is a back elevation view of the handheld electronic device holder;
FIG. 4 is a right side elevation view of the handheld electronic device holder;
FIG. 5 is a left side elevation view of the handheld electronic device holder;
FIG. 6 is a bottom plan view of the handheld electronic device holder; and,
FIG. 7 is a top plan view of the handheld electronic device holder.

The broken lines shown in the drawings are for the purpose of illustrating portions of the handheld electronic device holder that form no part of the claimed design.

1 Claim, 5 Drawing Sheets



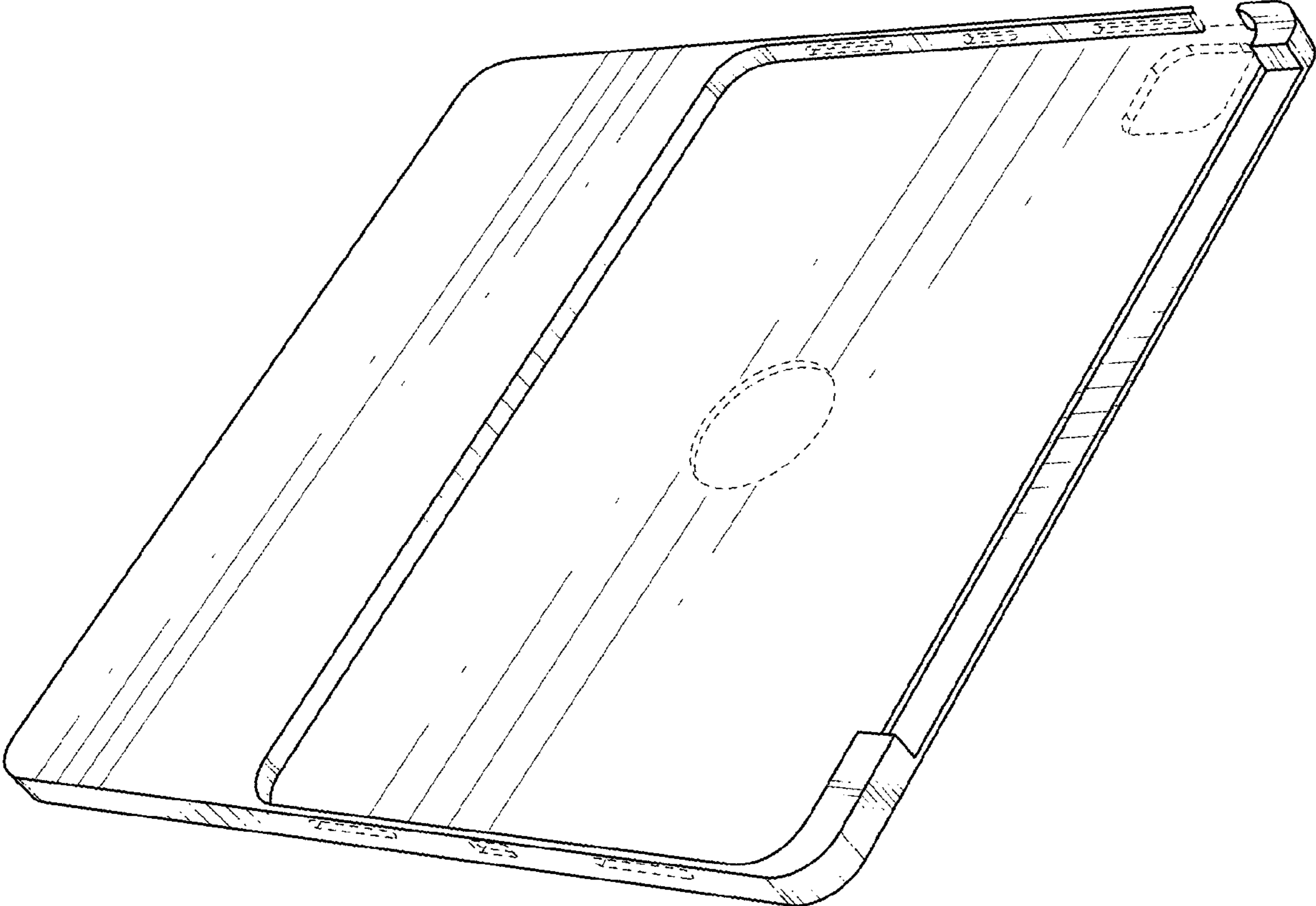


FIG. 1

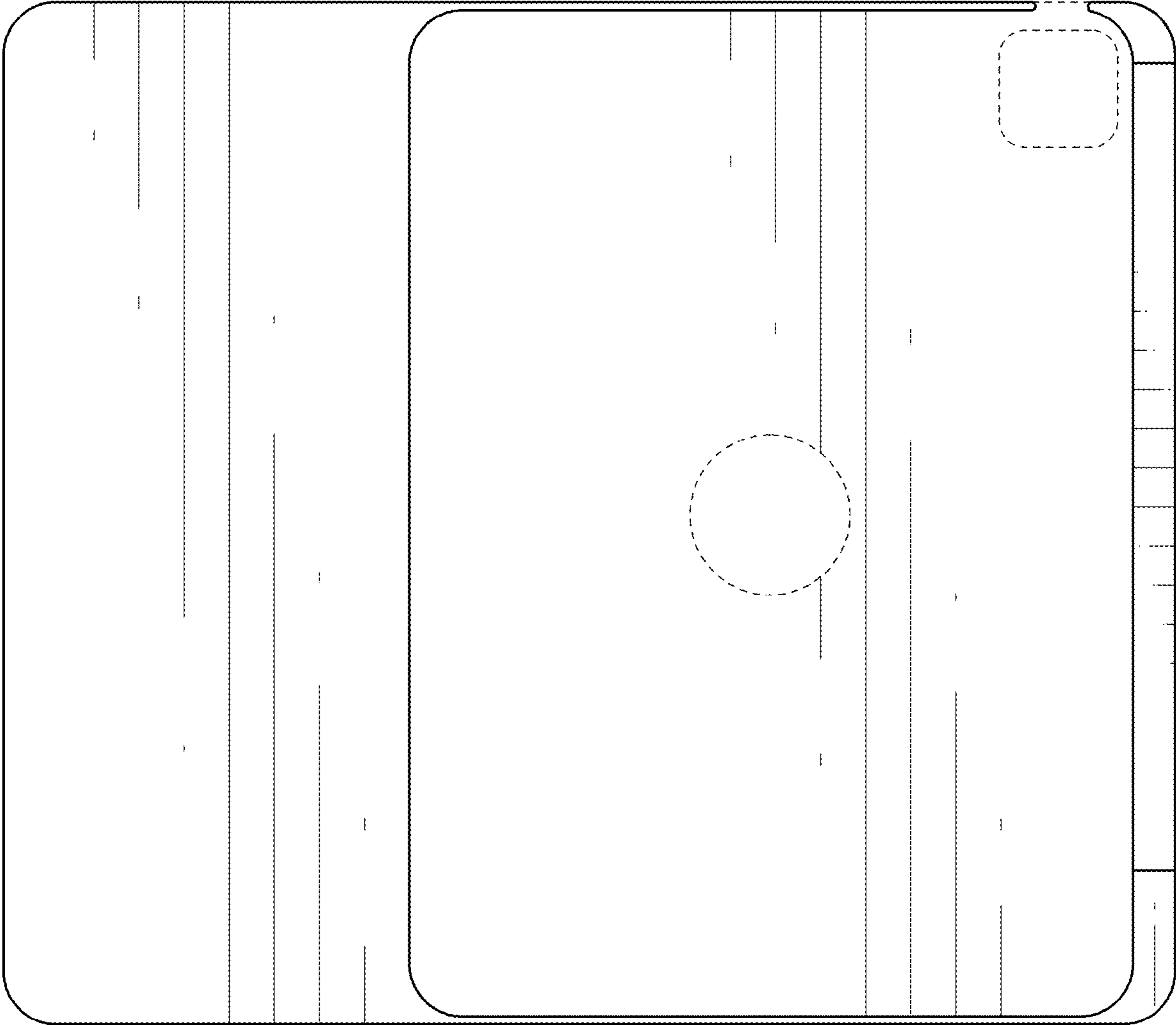


FIG. 2

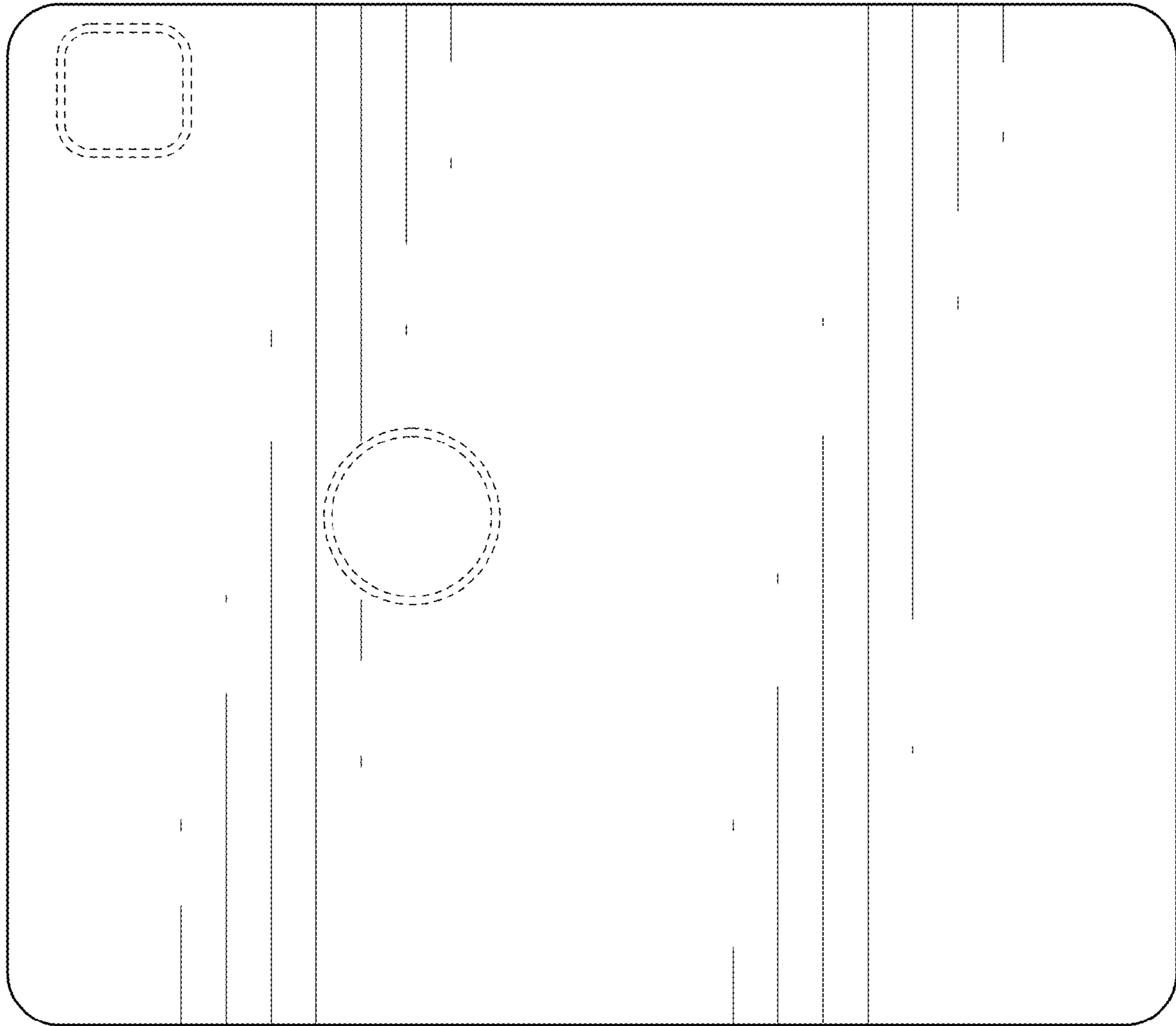


FIG. 3



FIG. 4

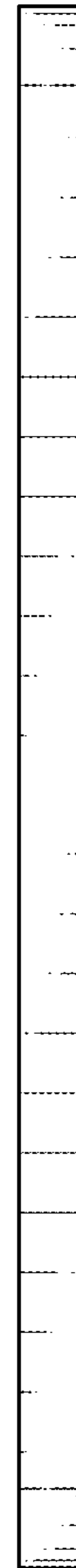


FIG. 5

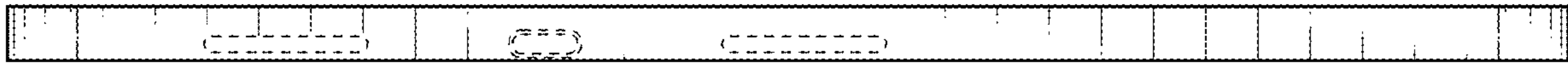


FIG. 6



FIG. 7