



US00D947193S

(12) **United States Design Patent**  
**Tang**

(10) **Patent No.:** **US D947,193 S**

(45) **Date of Patent:** **\*\* Mar. 29, 2022**

(54) **STYLUS**

(71) Applicant: **Tangzhe (Shenzhen) International Trading Co., Ltd., Shenzhen (CN)**

(72) Inventor: **Huilan Tang, Shenzhen (CN)**

(\*\*) Term: **15 Years**

(21) Appl. No.: **29/777,547**

(22) Filed: **Apr. 7, 2021**

(51) **LOC (13) Cl.** ..... **14-02**

(52) **U.S. Cl.**  
USPC ..... **D14/411**

(58) **Field of Classification Search**  
USPC ..... D14/372, 496, 432, 371, 125, 126, 129,  
D14/299, 411; D16/300-342; 351/158,  
351/153, 144; 345/7-9, 905; 455/344;  
348/115, 53, 121, 739  
CPC ..... G02B 27/017; G06F 3/016; G06F 3/033;  
G06F 3/0317; G06F 3/03545; G06F  
3/041; G06K 9/222

See application file for complete search history.

(56) **References Cited**

**U.S. PATENT DOCUMENTS**

D740,290 S \* 10/2015 Chung ..... D14/411  
D772,875 S \* 11/2016 Kim ..... D14/411

D835,106 S \* 12/2018 Hsu ..... D14/411  
D894,900 S 9/2020 Nishida  
D908,703 S \* 1/2021 Huang ..... D14/411  
D921,632 S \* 6/2021 Huang ..... D14/411  
D936,652 S \* 11/2021 Cen ..... D14/411  
D936,655 S \* 11/2021 Wu ..... D14/411  
D937,265 S \* 11/2021 Huang ..... D14/411  
D939,503 S \* 12/2021 Yum ..... D14/411  
D942,453 S \* 2/2022 Akana ..... D14/411

\* cited by examiner

*Primary Examiner* — Austin Murphy

(57) **CLAIM**

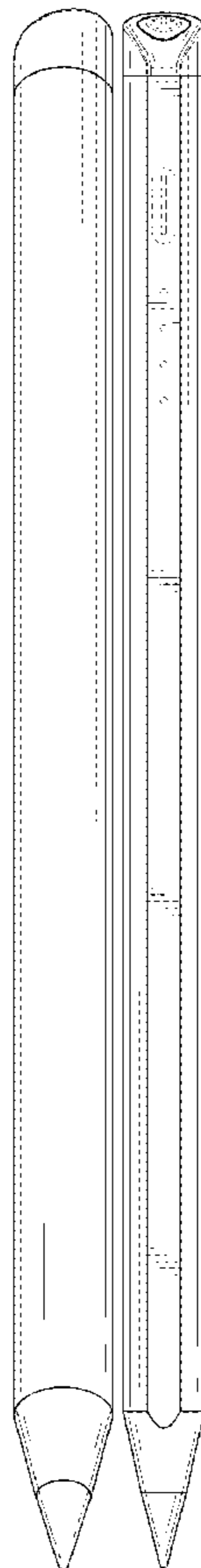
The ornamental design for a stylus, as shown and described.

**DESCRIPTION**

FIG. 1 is a front and top perspective view of a stylus, showing my new design;  
FIG. 2 is a rear and bottom perspective view of;  
FIG. 3 is a front elevation view thereof;  
FIG. 4 is a rear elevation view thereof;  
FIG. 5 is a left side elevation view thereof;  
FIG. 6 is a right side elevation view thereof;  
FIG. 7 is a top plan view thereof; and,  
FIG. 8 is a bottom plan view thereof.

The broken lines in the figures illustrate portions of the stylus that form no part of the claimed design.

**1 Claim, 8 Drawing Sheets**






FIG. 1




FIG. 2




FIG. 3




FIG. 4




FIG. 5




FIG. 6

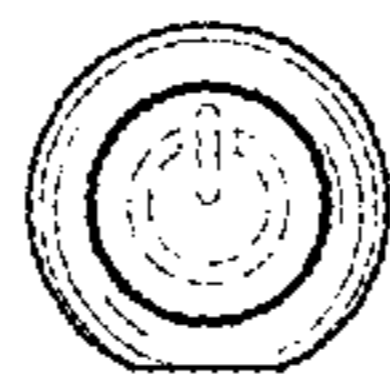


FIG. 7



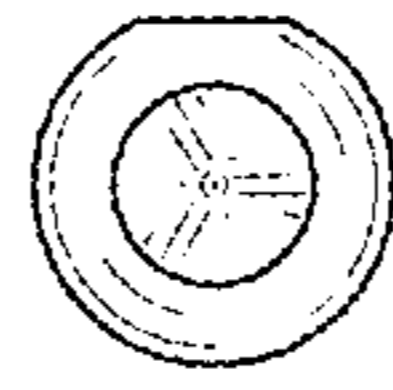


FIG. 8