

US00D947166S

(12) **United States Design Patent**
Mi

(10) **Patent No.:** **US D947,166 S**

(45) **Date of Patent:** **** Mar. 29, 2022**

(54) **CASE FOR MOBILE TELEPHONE**

(71) Applicant: **Zufu Mi**, Chongqing (CN)

(72) Inventor: **Zufu Mi**, Chongqing (CN)

(**) Term: **15 Years**

(21) Appl. No.: **29/761,716**

(22) Filed: **Dec. 11, 2020**

(30) **Foreign Application Priority Data**

Aug. 19, 2020 (CN) 202030477315.1

(51) **LOC (13) Cl.** **14-03**

(52) **U.S. Cl.**
USPC **D14/250**

(58) **Field of Classification Search**
USPC D14/203.3–203.7, 439, 251–253, 447,
D14/217, 240, 238.1, 440, 248, 250;
D13/103, 107–108, 119; D3/201, 218,
D3/247, 249, 269, 273, 301, 303
CPC H04B 1/3888; A45C 11/00; A45C 13/02;
A45C 2011/002; A45C 1/06; A45F
2200/0525; A45F 2005/026; A45F
2200/0516; H04M 1/0283; H04M 1/0202
See application file for complete search history.

(56) **References Cited**

U.S. PATENT DOCUMENTS

| | | | | |
|--------------|---------|---------|-------|---------|
| D755,772 S * | 5/2016 | Sasaki | | D14/250 |
| D762,631 S * | 8/2016 | Kim | | D14/250 |
| D780,166 S * | 2/2017 | Lin | | D14/250 |
| D783,588 S * | 4/2017 | Chang | | D14/250 |
| D791,759 S * | 7/2017 | Lin | | D14/250 |
| D801,976 S * | 11/2017 | Li | | D14/440 |
| D812,600 S * | 3/2018 | Altaras | | D14/250 |
| D817,866 S * | 5/2018 | Liu | | D13/102 |
| D824,893 S * | 8/2018 | Ahn | | D14/250 |
| D847,817 S * | 5/2019 | Cheng | | D14/440 |

| | | | | |
|--------------|---------|-------|-------|---------|
| D850,451 S * | 6/2019 | Chen | | D14/440 |
| D851,586 S * | 6/2019 | Liu | | D13/103 |
| D851,648 S * | 6/2019 | Tan | | D14/440 |
| D860,981 S * | 9/2019 | Yuan | | D14/250 |
| D862,446 S * | 10/2019 | Jia | | D14/250 |
| D862,451 S * | 10/2019 | Ahn | | D14/250 |
| D863,284 S * | 10/2019 | Luo | | D14/250 |
| D863,285 S * | 10/2019 | Chen | | D14/250 |
| D868,052 S * | 11/2019 | Jia | | D14/250 |
| D868,053 S * | 11/2019 | Gao | | D14/250 |
| D898,016 S * | 10/2020 | Liang | | D14/250 |
| D898,723 S * | 10/2020 | Jung | | D14/250 |
| D900,081 S * | 10/2020 | Chen | | D14/250 |
| D904,384 S * | 12/2020 | Ahn | | D14/250 |
| D904,385 S * | 12/2020 | Weng | | D14/250 |
| D908,132 S * | 1/2021 | Poon | | D14/440 |
| D923,616 S * | 6/2021 | Xie | | D14/250 |
| D927,473 S * | 8/2021 | Wu | | D14/250 |
| D934,226 S * | 10/2021 | Zhang | | D14/250 |

(Continued)

Primary Examiner — Carla J Wright


(57) **CLAIM**

The ornamental design for a case for mobile telephone, as shown and described.

DESCRIPTION

FIG. 1 is a top, front and right side perspective view of a case for mobile telephone showing my new design;
FIG. 2 is a bottom, rear and left side perspective view thereof;
FIG. 3 is a front elevational view thereof;
FIG. 4 is a rear elevational view thereof;
FIG. 5 is a right side view thereof;
FIG. 6 is a left side view thereof;
FIG. 7 is a top plan view thereof; and,
FIG. 8 is a bottom plan view thereof.
The broken lines in the drawings illustrate portions of the case for mobile telephone which form no part of the claimed design.

1 Claim, 8 Drawing Sheets



(56)

References Cited

U.S. PATENT DOCUMENTS

D937,274 S * 11/2021 Shen D14/440
D937,819 S * 12/2021 Tan D14/250
D941,282 S * 1/2022 Bai D14/250
2012/0006950 A1* 1/2012 Vandiver F16M 13/00
248/176.3
2018/0041237 A1* 2/2018 Mody H04M 1/04
2018/0332939 A1* 11/2018 Chiang A45C 11/00
2019/0068230 A1* 2/2019 Sasaki H04B 1/3888

* cited by examiner




FIG. 1




FIG. 2

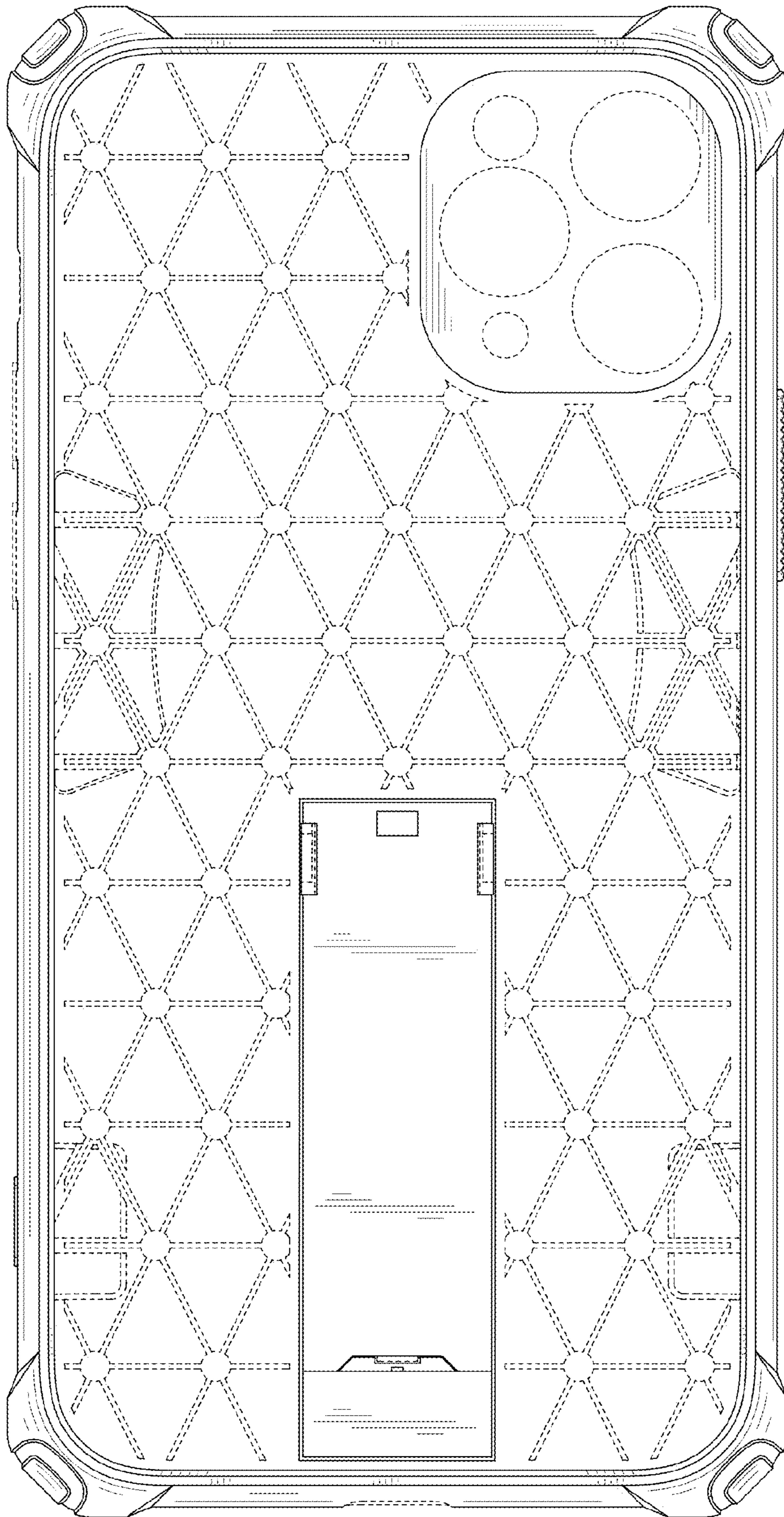


FIG. 3




FIG. 4

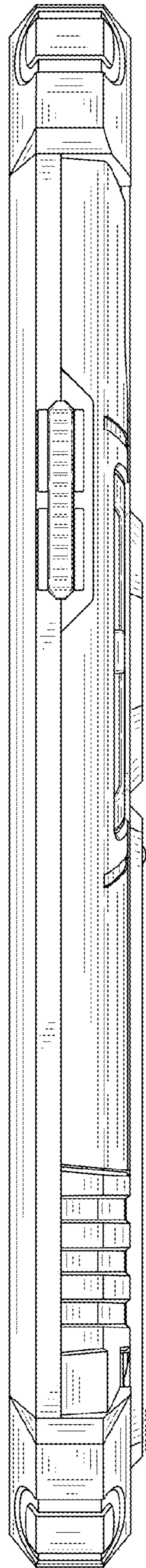


FIG. 5

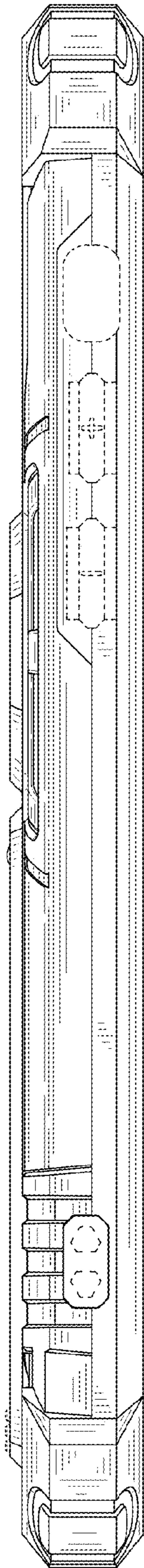


FIG. 6

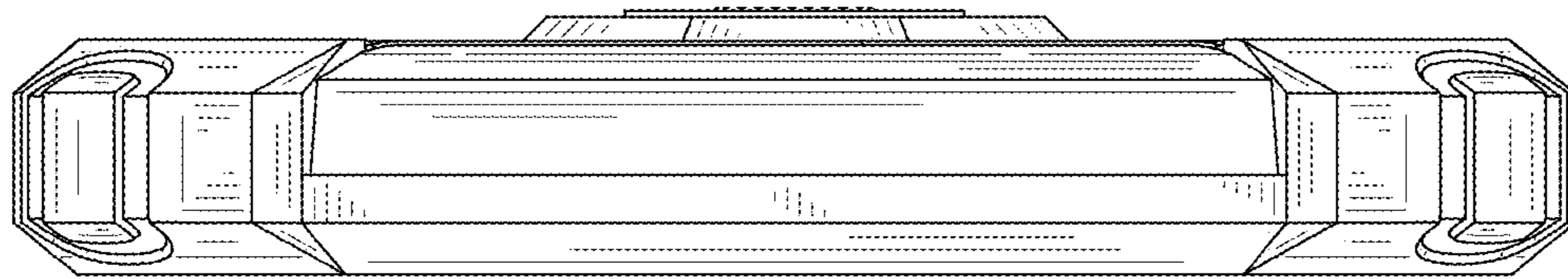


FIG. 7

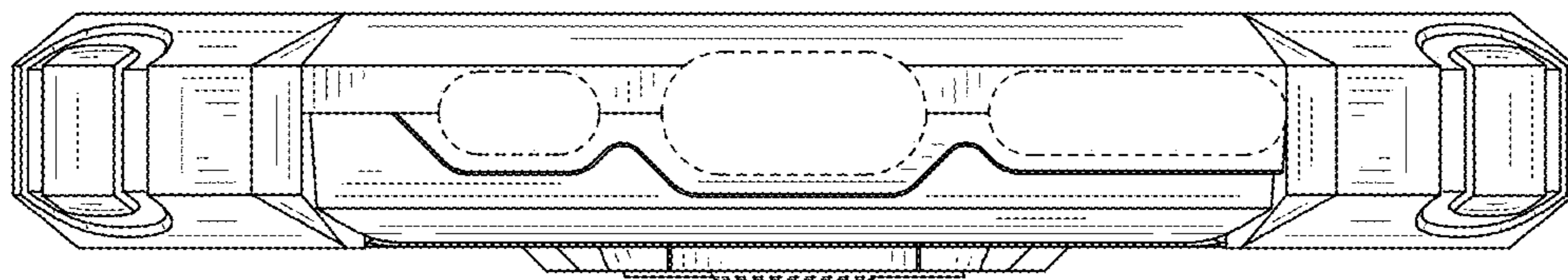


FIG. 8