



US00D947157S

(12) **United States Design Patent**
Choe

(10) **Patent No.:** **US D947,157 S**
(45) **Date of Patent:** **** Mar. 29, 2022**

- (54) **HEADSET**
- (71) Applicant: **JVCKENWOOD Corporation,**
Yokohama (JP)
- (72) Inventor: **Jeong-Ju Choe,** Yokohama (JP)
- (73) Assignee: **JVCKENWOOD Corporation,**
Yokohama (JP)
- (**) Term: **15 Years**
- (21) Appl. No.: **29/731,693**
- (22) Filed: **Apr. 17, 2020**

6,445,805	B1 *	9/2002	Grugel	H04R 5/0335
				181/129
D478,893	S *	8/2003	Corander	D14/138 R
D516,627	S *	3/2006	Collins	D20/22
D529,016	S *	9/2006	Rose	D14/138 R
D536,692	S *	2/2007	Alwicker	D14/188
D555,206	S *	11/2007	Collins	D20/22
D581,396	S *	11/2008	Wikel	D14/206
D584,292	S *	1/2009	Knight	D14/218
D597,084	S *	7/2009	Gondo	D14/223
D604,722	S *	11/2009	Mistry	D14/223
D649,957	S *	12/2011	Fahrendorff	D14/223
D668,244	S *	10/2012	Matsumura	D14/223
8,477,985	B2 *	7/2013	Kim	H04R 1/1058
				381/380

(Continued)

(30) **Foreign Application Priority Data**

Feb. 5, 2020 (JP) 2020-002105

- (51) **LOC (13) Cl.** **14-01**
- (52) **U.S. Cl.**
USPC **D14/223**

- (58) **Field of Classification Search**
USPC D14/223, 205, 218, 240; D24/174;
128/864, 865, 866; 381/380, 381, 374,
381/379; 455/90.3, 575.1, 569.1
CPC H04R 1/10; H04R 25/00; H04R 25/02;
H04R 1/1066; H04R 1/1016; H04R
5/033; H04R 5/0335; H04R 1/105; H04R
1/1058
See application file for complete search history.

(56) **References Cited**

U.S. PATENT DOCUMENTS

2,325,590	A *	7/1943	Carlisle	H04R 11/06
				381/328
3,440,365	A *	4/1969	Hazell	H04M 1/05
				379/430
D378,093	S *	2/1997	Rutter	D14/218
D424,577	S *	5/2000	Backs	D13/168
6,122,388	A *	9/2000	Feldman	H04R 25/652
				381/322

FOREIGN PATENT DOCUMENTS

CN	306870730	*	10/2020
JP	D1663432	*	6/2020

Primary Examiner — Paula Allen Greene

(74) *Attorney, Agent, or Firm* — Amin, Turocy & Watson, LLP

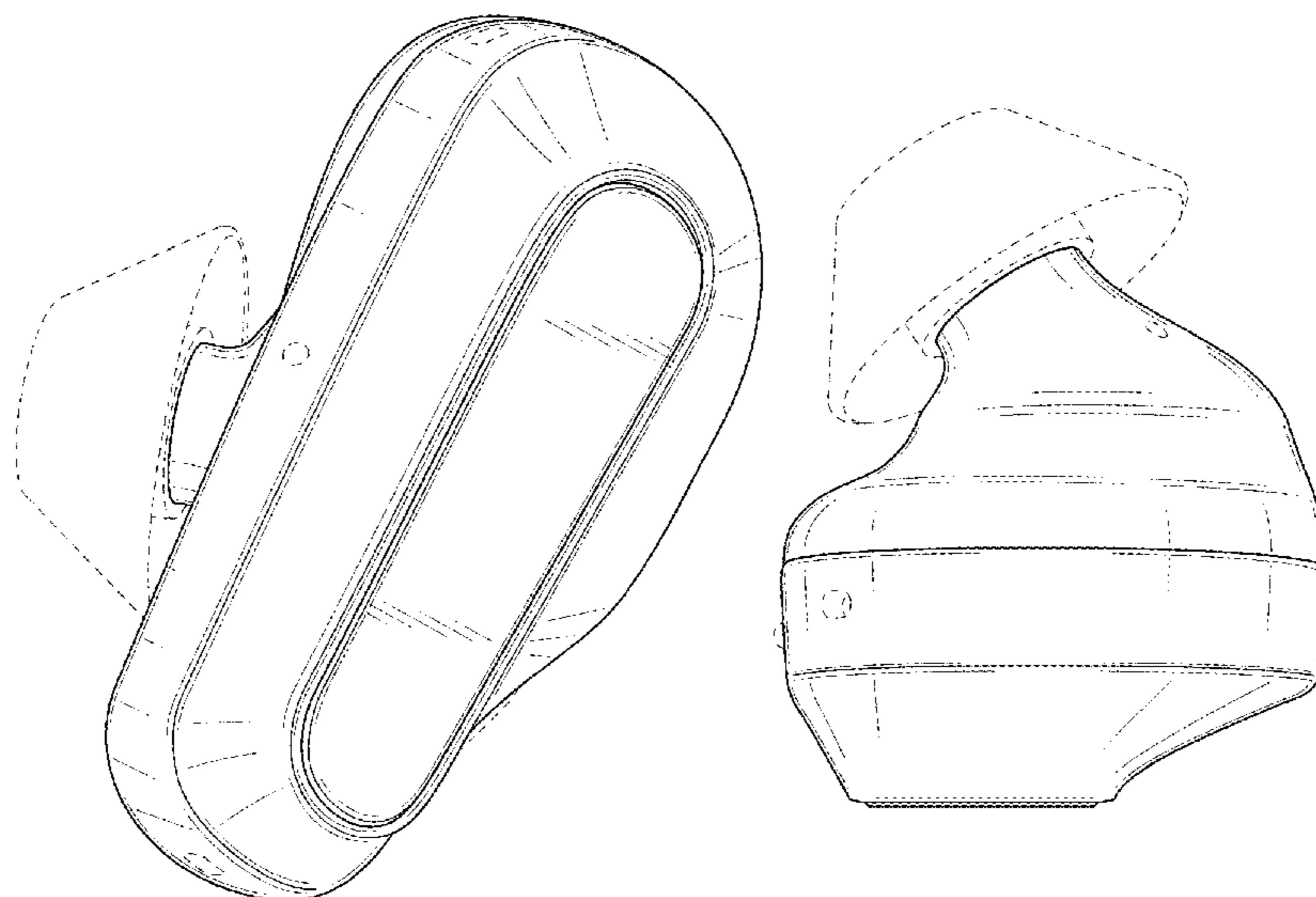
(57) **CLAIM**

The ornamental design for a headset, as shown and described.

DESCRIPTION

FIG. 1 is a perspective view of a headset.
 FIG. 2 is a front elevation view thereof.
 FIG. 3 is a rear elevation view thereof.
 FIG. 4 is a top plan view thereof.
 FIG. 5 is a bottom plan view thereof.
 FIG. 6 is a left side elevation view thereof; and,
 FIG. 7 is a right side elevation view thereof.
 The broken lines immediately adjacent the shaded areas represent the bounds of the claimed design while all other broken lines are directed to environment; the broken lines form no part of the claimed design.

1 Claim, 7 Drawing Sheets



(56)

References Cited

U.S. PATENT DOCUMENTS

D725,082 S * 3/2015 Palmborg D14/223
 D733,102 S * 6/2015 Palmborg D14/223
 D735,169 S * 7/2015 Shieh D14/223
 D742,861 S * 11/2015 Miyake D14/223
 D764,445 S * 8/2016 Czaniecki D14/223
 D798,843 S * 10/2017 Valenzuela D14/223
 D800,097 S * 10/2017 Chen D14/223
 D806,879 S * 1/2018 Horbinski D24/174
 D808,360 S * 1/2018 Arimoto D14/205
 D817,309 S * 5/2018 Czaniecki D14/223
 D871,376 S * 12/2019 Zhou D14/223
 D877,720 S * 3/2020 Madramotoo D14/223
 D896,205 S * 9/2020 Zhang D14/223
 D900,064 S * 10/2020 Laffon de Mazieres D14/223
 D902,182 S * 11/2020 Wang D14/223
 10,827,249 B1 * 11/2020 Pine H04R 1/1025
 D903,638 S * 12/2020 Li D14/223
 D904,350 S * 12/2020 Zhou D14/223
 D905,020 S * 12/2020 Du D14/223
 D905,664 S * 12/2020 He D14/223

D906,298 S * 12/2020 Wang D14/223
 D908,667 S * 1/2021 He D14/223
 D909,995 S * 2/2021 Cai D14/223
 D914,650 S * 3/2021 Hu D14/223
 D915,358 S * 4/2021 Ma D14/223
 D917,425 S * 4/2021 Wang D14/223
 D918,177 S * 5/2021 Kosaka D14/223
 D918,181 S * 5/2021 Bailey D14/223
 D918,873 S * 5/2021 Deng D14/223
 D920,288 S * 5/2021 Vautour D14/223
 D926,162 S * 7/2021 Dang D14/223
 D926,163 S * 7/2021 Williamson D14/223
 D928,124 S * 8/2021 Liu D14/223
 D929,970 S * 9/2021 Lin D14/223
 D930,622 S * 9/2021 Lin D14/223
 D934,841 S * 11/2021 Takubo D14/223
 2012/0087532 A1 * 4/2012 Yang H04R 1/26
 381/380
 2020/0100014 A1 * 3/2020 Cai H04R 1/105
 2021/0114160 A1 * 4/2021 Pinault B24B 13/005
 2021/0227311 A1 * 7/2021 Minarsch H04R 1/1083
 2021/0289284 A1 * 9/2021 Bai H04R 1/1058
 2021/0321188 A1 * 10/2021 Kurihara H01H 13/50

* cited by examiner

FIG. 1

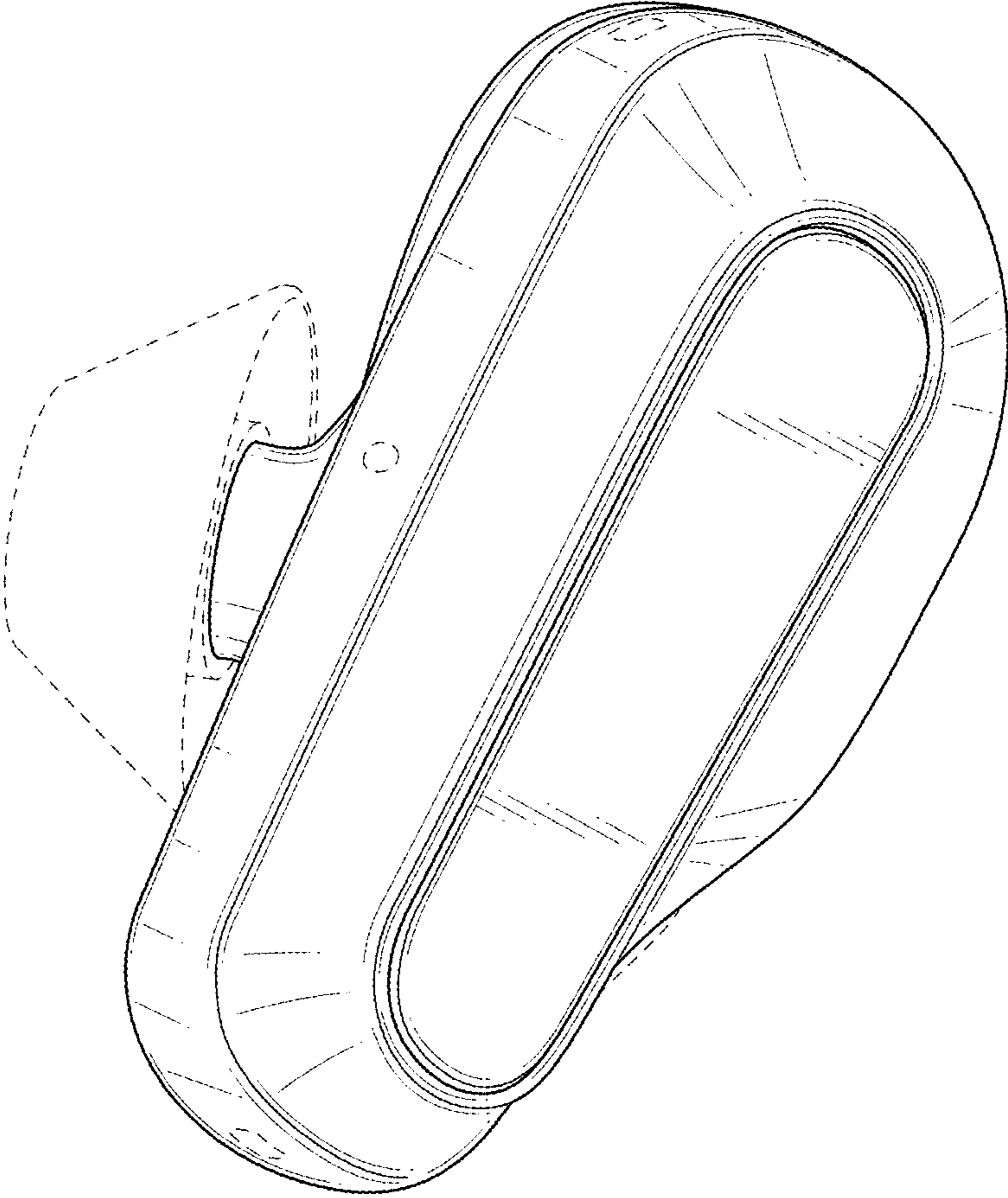


FIG. 2

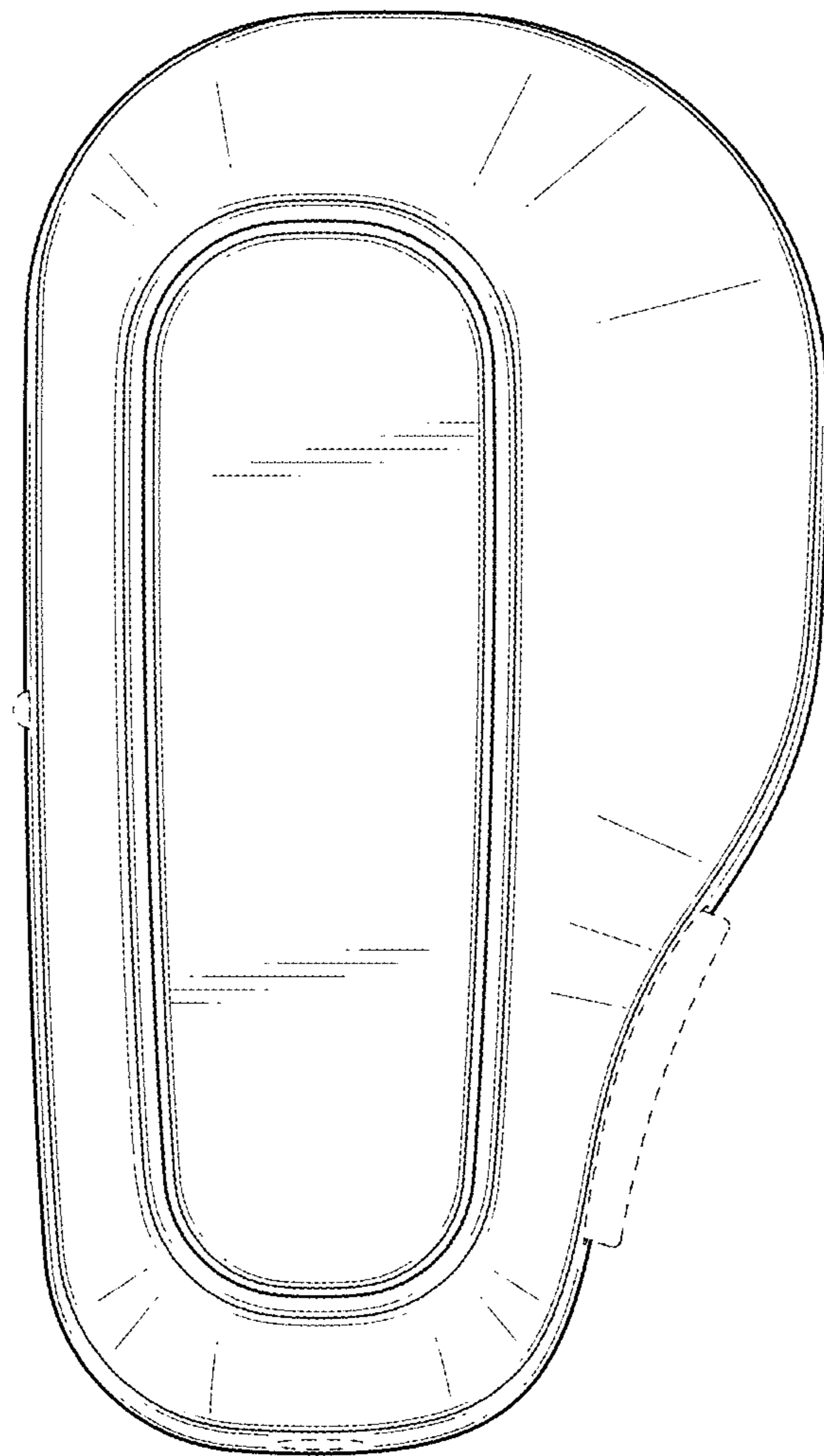


FIG. 3

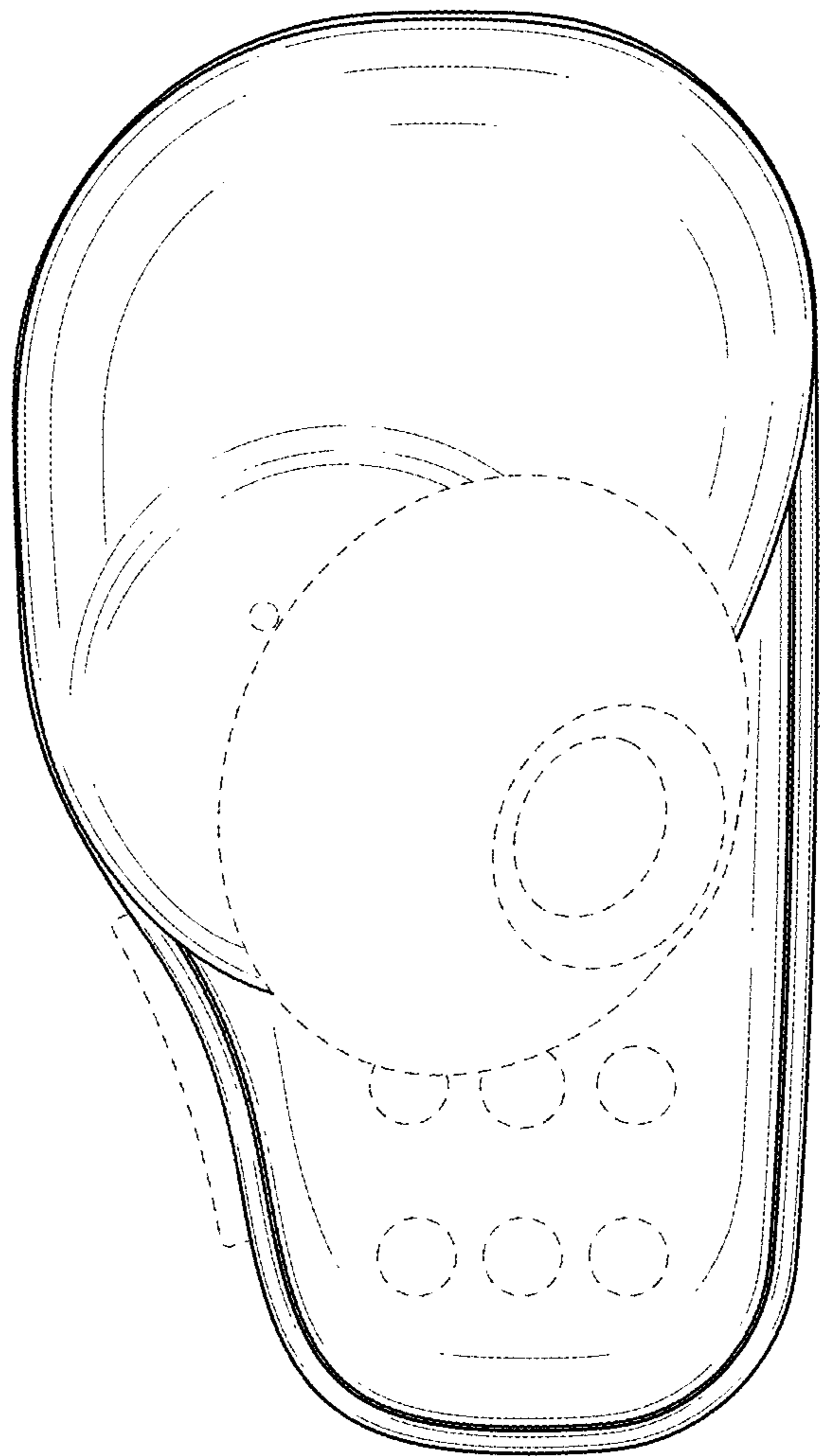


FIG. 4

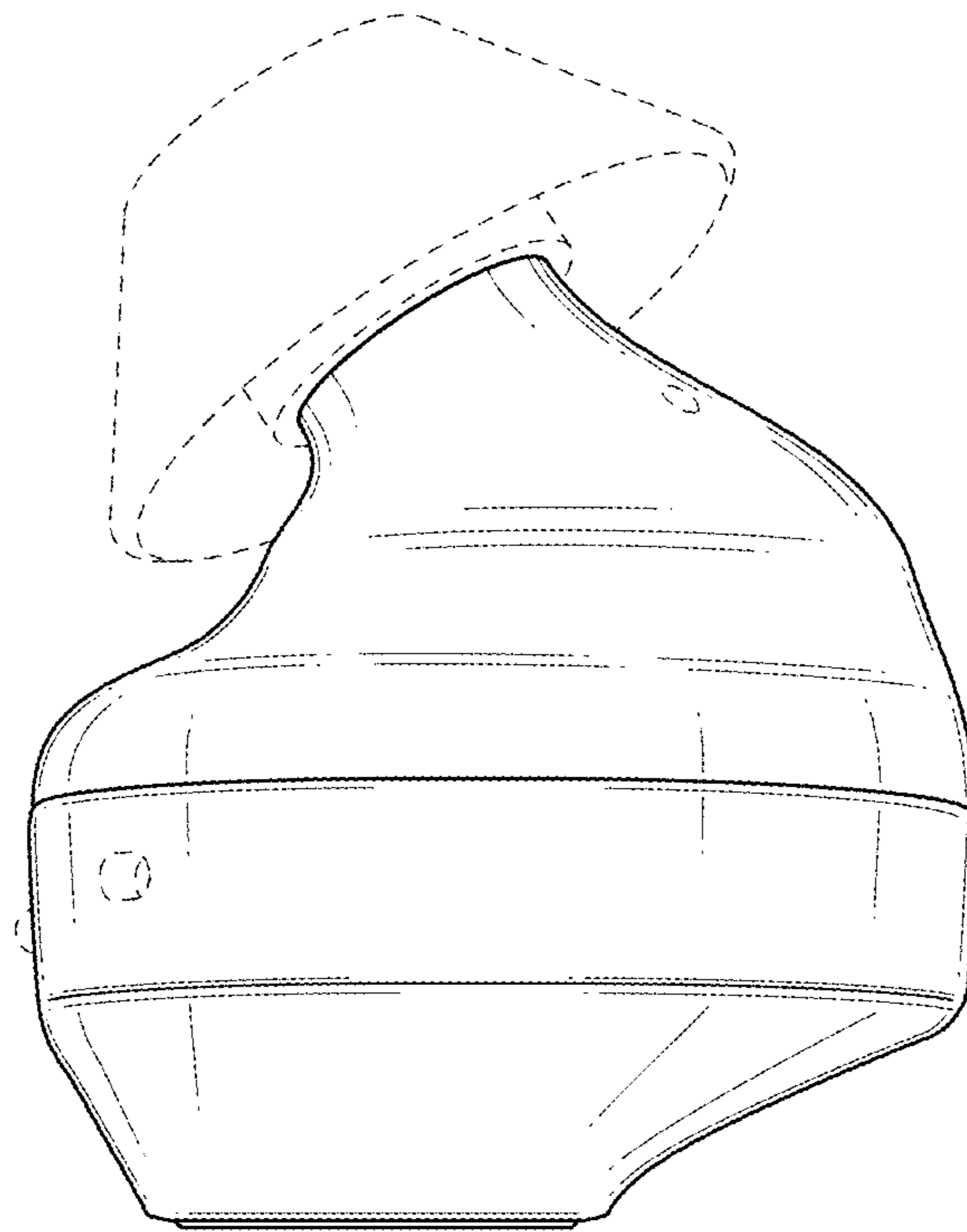


FIG. 5

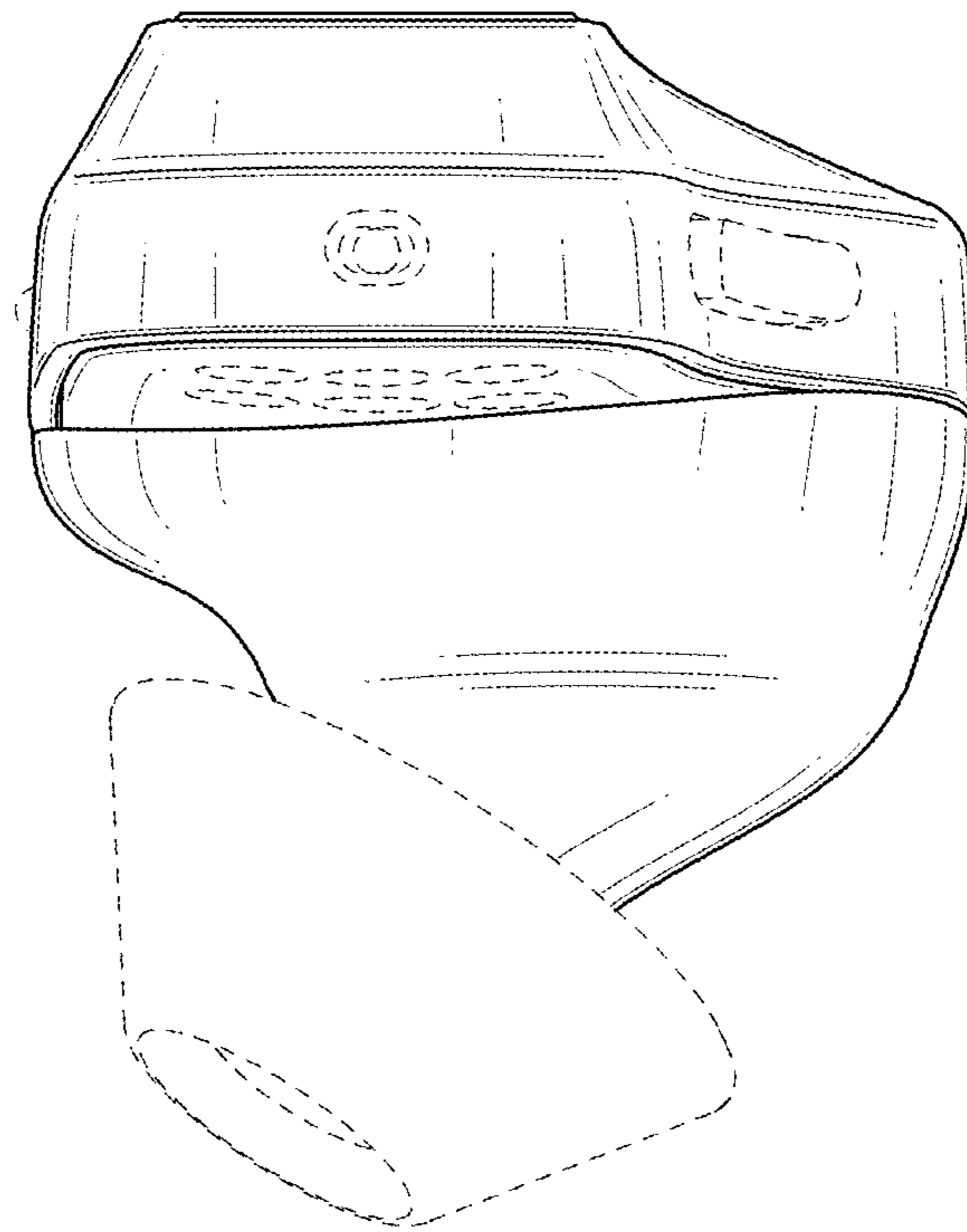


FIG. 6

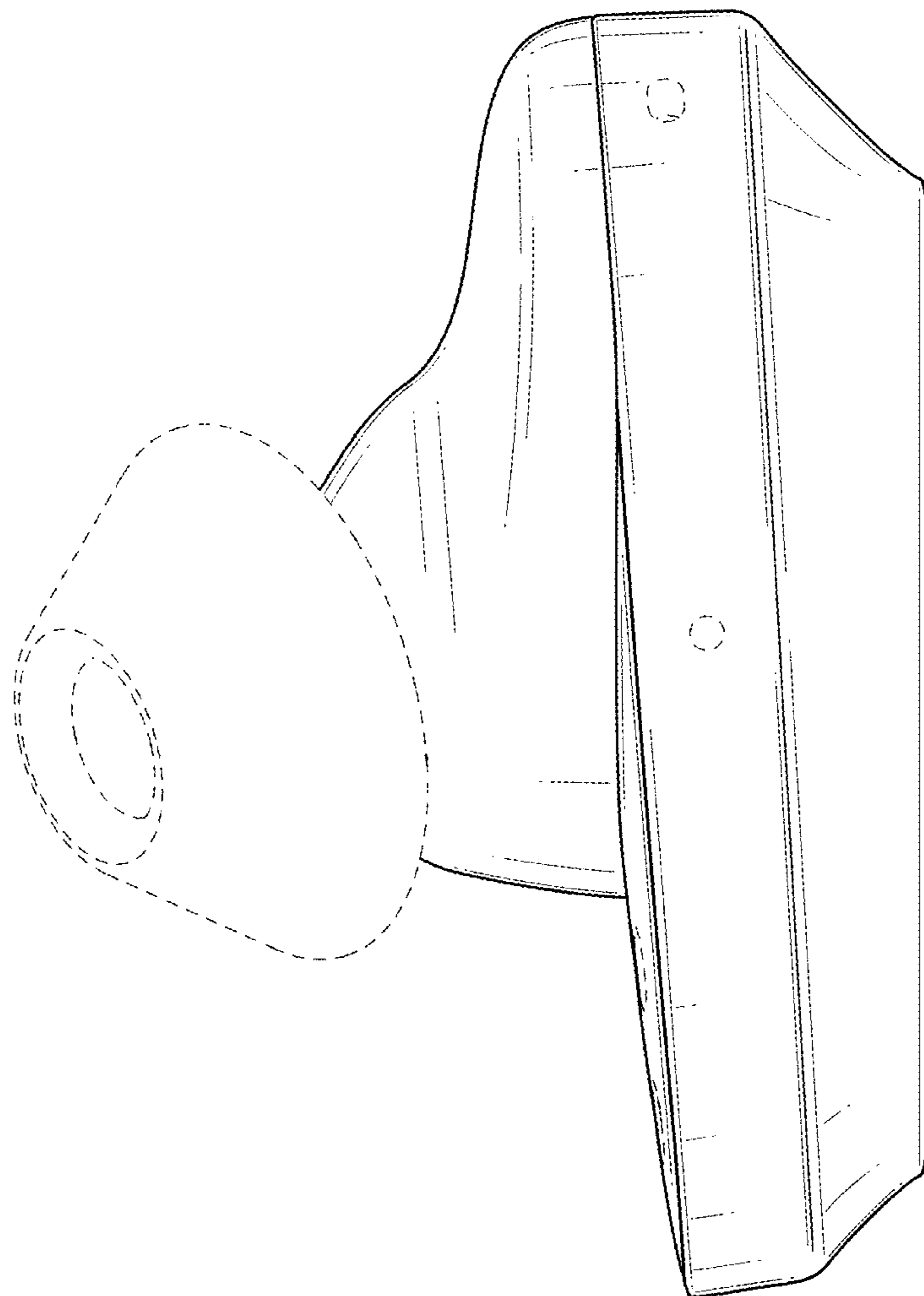


FIG. 7

