

US00D947151S

(12) **United States Design Patent**
Chen

(10) **Patent No.:** **US D947,151 S**

(45) **Date of Patent:** **** Mar. 29, 2022**

(54) **PARENT UNIT**

(71) Applicant: **Kaiyang Chen**, Guangdong (CN)

(72) Inventor: **Kaiyang Chen**, Guangdong (CN)

(**) Term: **15 Years**

(21) Appl. No.: **29/741,776**

(22) Filed: **Jul. 15, 2020**

(51) **LOC (13) Cl.** **14-03**

(52) **U.S. Cl.**

USPC **D14/159**

(58) **Field of Classification Search**

USPC D14/104.1, 137, 138 AA, 138 AB,
D14/138 AC, 138 AD, 138 C, 138 G,
D14/138 R, 154–156, 158–165, 167, 168,
D14/188, 192, 203.5, 247, 253, 338–340,
D14/344, 346, 347, 496; D10/30–39, 65,
D10/70, 75, 76, 78, 97, 98, 103, 104,
D10/104.2, 106, 116, 121; D3/218;
D11/3, 79, 80; D24/167, 186, 193;
D13/173–177

CPC . G06F 3/16; G08B 3/00; H04M 11/00; H04N
7/14; H04N 7/26; G08G 1/096775; G08G
1/096872; G08G 1/096883; G01C 21/16;
G01C 21/30; G01C 21/3688; G01V 8/20;
G01J 5/02; G01J 5/08; G01J 5/023; G01J
5/0235; G01J 5/0853; G01J 5/10; G01J
5/20; G01J 5/23–25; G01J 5/33; G01J
5/34

See application file for complete search history.

(56) **References Cited**

U.S. PATENT DOCUMENTS

D514,558 S * 2/2006 Nagel D14/341
D675,584 S * 2/2013 Sharp D14/129

D860,966 S * 9/2019 Deng D14/159
D861,631 S * 10/2019 Gan D14/159
D881,154 S * 4/2020 Guo D14/159
D936,029 S * 11/2021 Zhang D14/159

OTHER PUBLICATIONS

“Baby Monitor bonoch Video Baby Monitor . . .”, first available
May 14, 2021, amazon.com, [online], [site visited Jan. 27, 2022],
Available from internet URL: <https://www.amazon.com/Monitor-bonoch-Display-Battery-Temperature/dp/B094YCBN5M> (Year: 2021).
“Bonoch Video Baby Monitor . . .”, Date not available, ebay.com,
[online], [site visited Jan. 27, 2022], Available from internet URL:
<https://www.ebay.com/itm/255342991862> (Year: N/A).*

* cited by examiner

Primary Examiner — Christian P. McLean

Assistant Examiner — Kourosh Taie-Tehrani

(74) *Attorney, Agent, or Firm* — Wayne IP LLC

(57) **CLAIM**

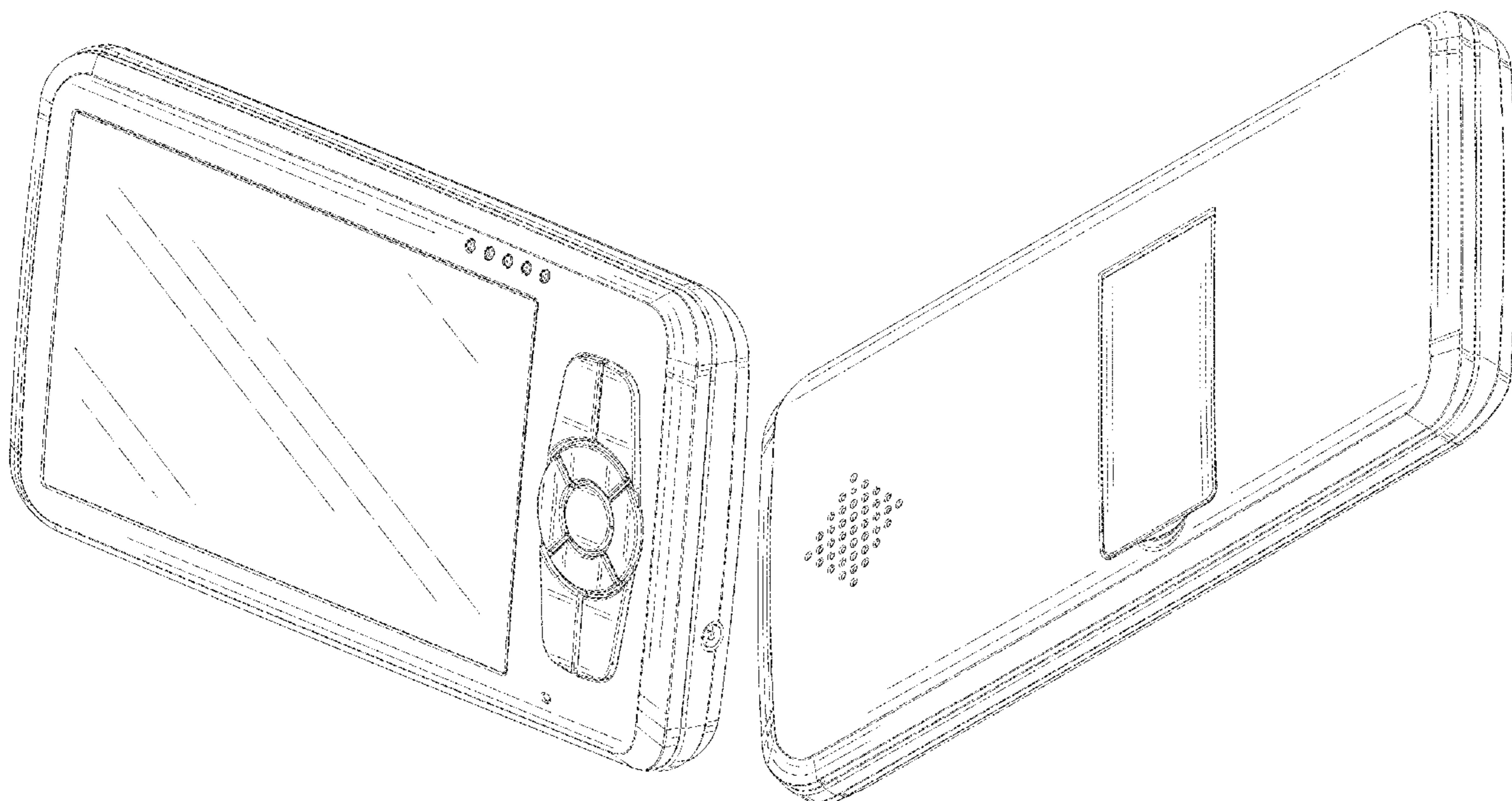
The ornamental design for a parent unit, as shown and
described.

DESCRIPTION

FIG. 1 is a perspective view of a parent unit showing my
new design;
FIG. 2 is another perspective view thereof;
FIG. 3 is a front elevation view thereof;
FIG. 4 is a back elevation view thereof;
FIG. 5 is an enlarged left side view thereof;
FIG. 6 is an enlarged right side view thereof;
FIG. 7 is a top plan view thereof; and,
FIG. 8 is a bottom plan view thereof.

The broken lines in the drawings illustrate portions of the
parent unit and form no part of the claimed design.

1 Claim, 8 Drawing Sheets



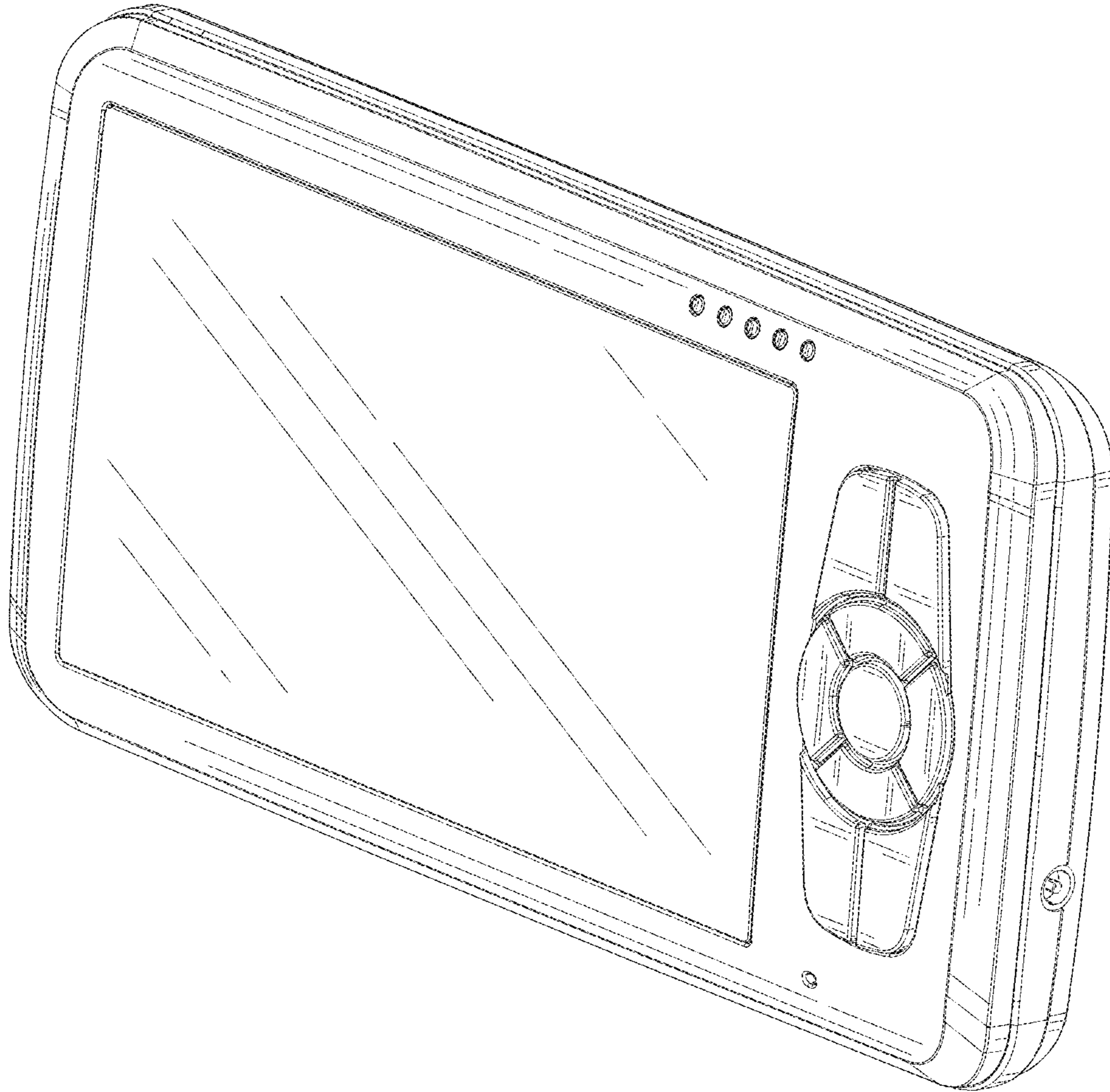


FIG. 1

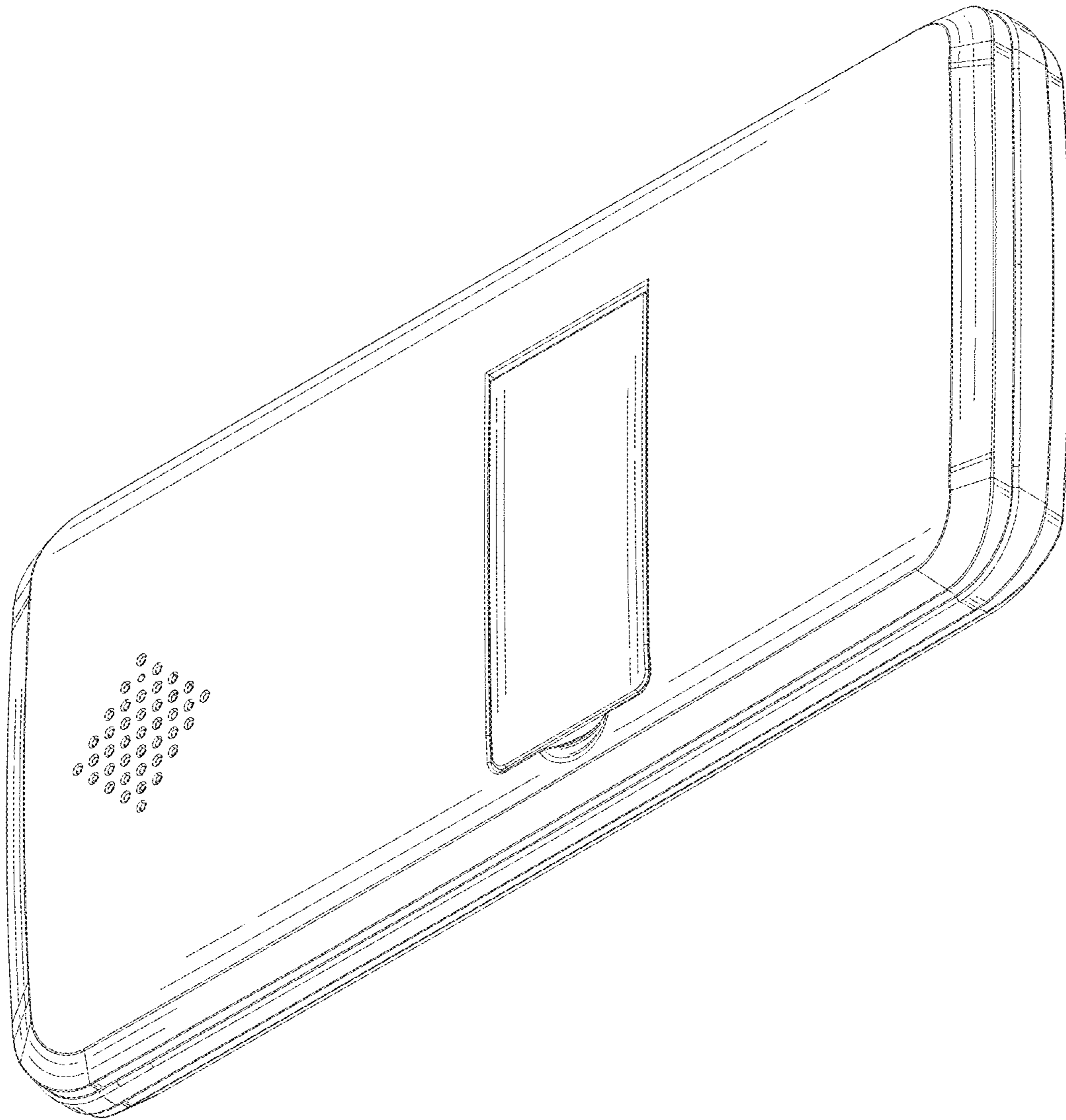


FIG. 2

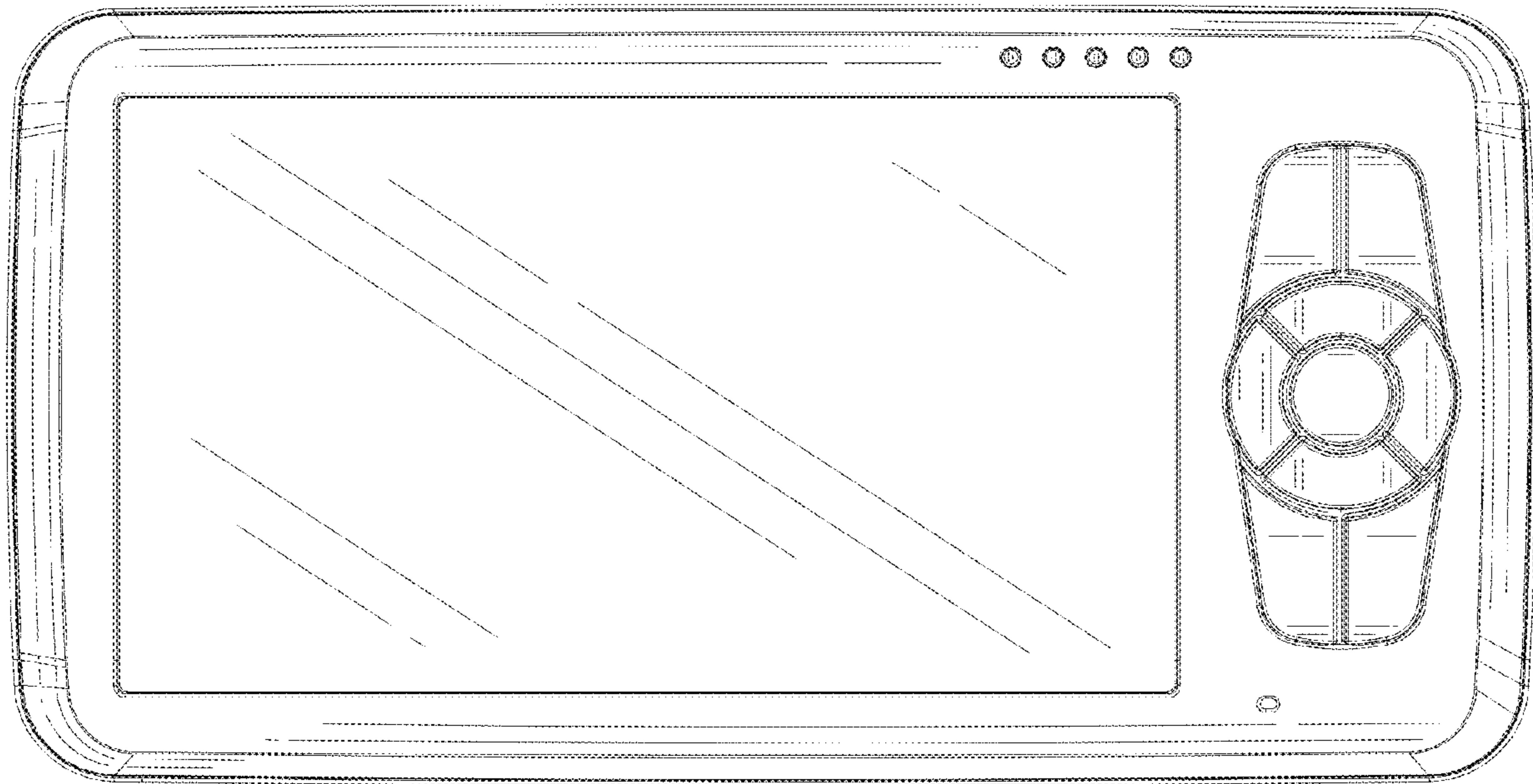


FIG. 3

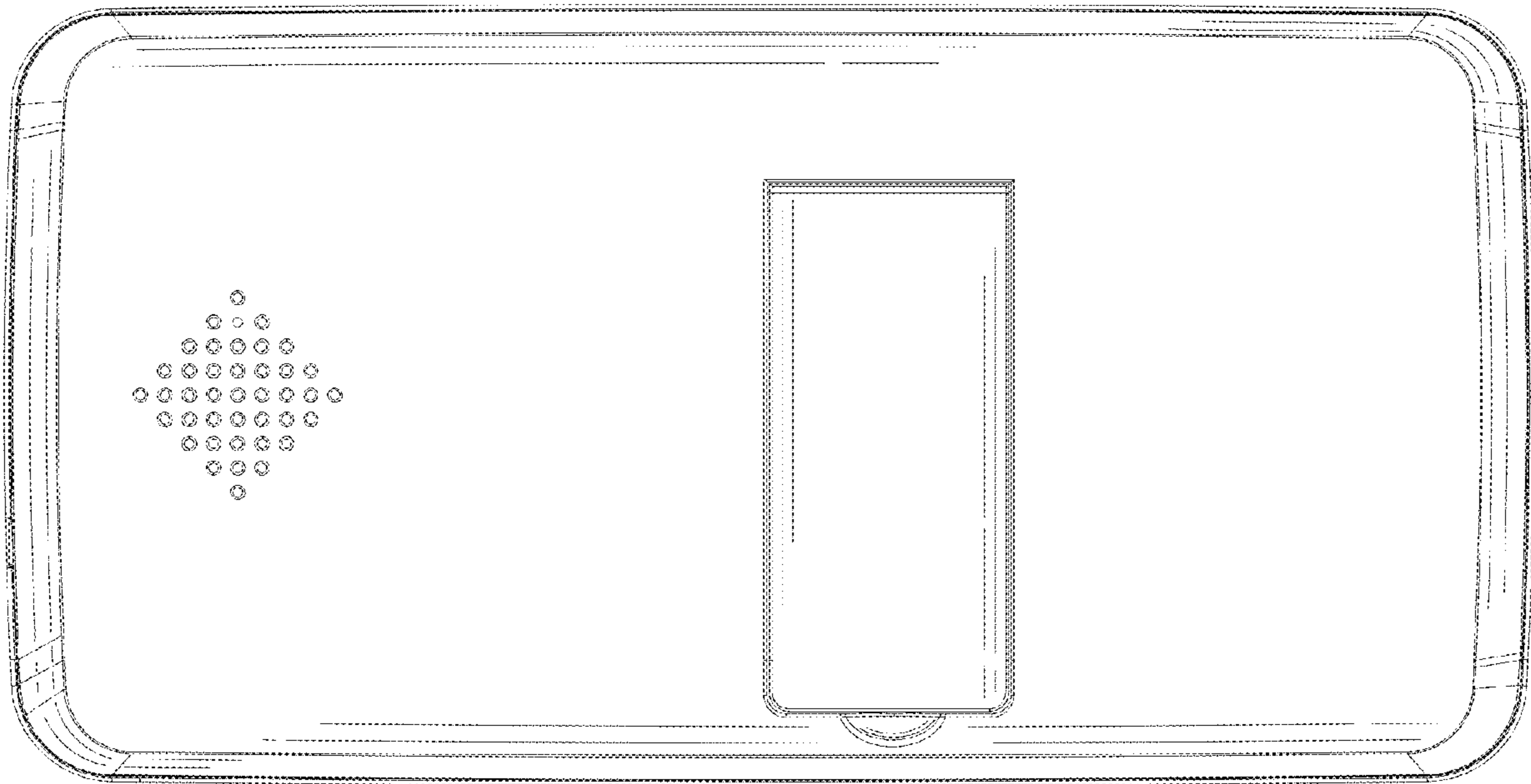


FIG. 4

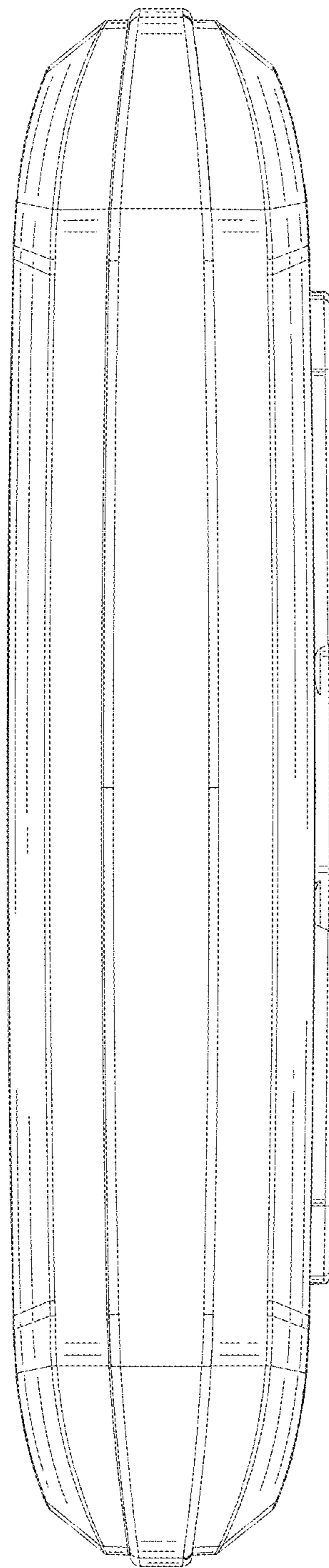


FIG. 5

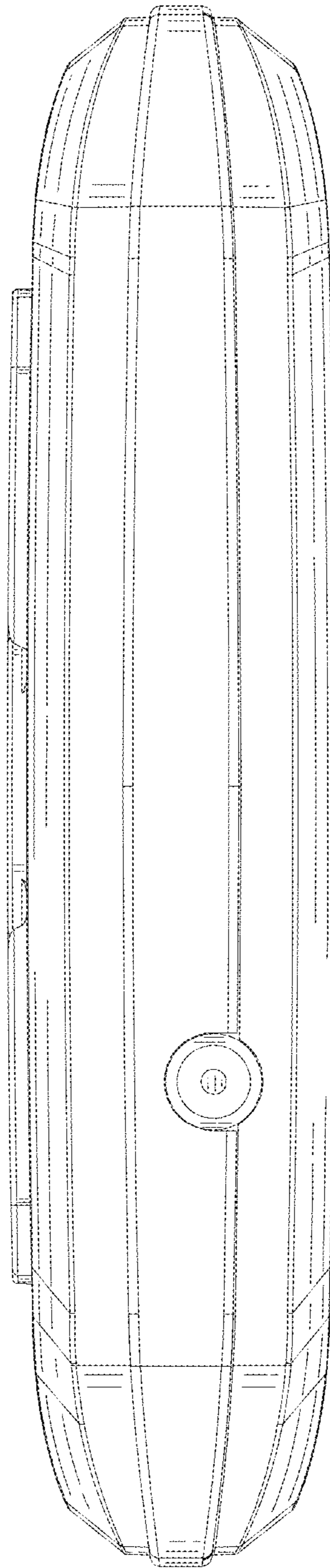


FIG. 6

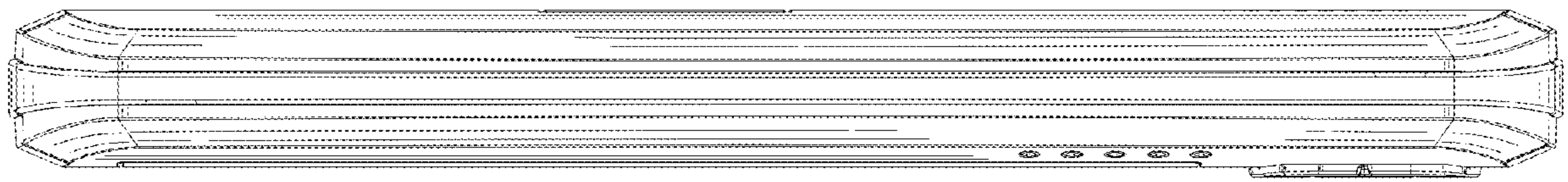


FIG. 7

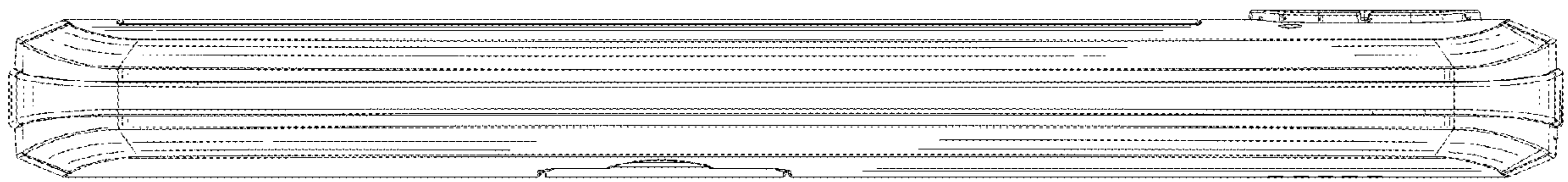


FIG. 8