



US00D947113S

(12) **United States Design Patent** (10) **Patent No.:** **US D947,113 S**  
**Umstot** (45) **Date of Patent:** **\*\* Mar. 29, 2022**

(54) **SHOULDER FOR A TIRE**  
(71) Applicant: **The Goodyear Tire & Rubber Company, Akron, OH (US)**  
(72) Inventor: **Dale Edward Umstot, Atwater, OH (US)**  
(73) Assignee: **The Goodyear Tire & Rubber Company, Akron, OH (US)**

D553,560 S \* 10/2007 Dixon ..... D12/605  
D556,672 S 12/2007 Umstot et al. .... D12/579  
D556,673 S 12/2007 Missik-Gaffney et al. .. D12/579  
D558,664 S 1/2008 Herbeuval et al. .... D12/579  
D559,172 S \* 1/2008 Umstot ..... D12/605  
D563,312 S 3/2008 Brainerd, II et al. .... D12/605  
D563,862 S 3/2008 Morrison et al. .... D12/579  
D575,728 S 8/2008 Harvey ..... D12/605  
D577,331 S \* 9/2008 Ochi ..... D12/605  
D591,225 S 4/2009 Ashton et al. .... D12/600

(Continued)

(\*\*) Term: **15 Years**

**OTHER PUBLICATIONS**

(21) Appl. No.: **29/748,128**

U.S. Appl. No. 29/689,255, filed Apr. 29, 2019, Digman, et al., Goodyear.

(22) Filed: **Aug. 27, 2020**

(Continued)

(51) **LOC (13) Cl.** ..... **12-15**

*Primary Examiner* — Michelle E. Wilson

(52) **U.S. Cl.**  
USPC ..... **D12/605**

*Assistant Examiner* — Clese Moore, Jr.

(58) **Field of Classification Search**  
USPC ..... D12/604, 605  
CPC ..... B60C 13/00; B60C 1/00  
See application file for complete search history.

(74) *Attorney, Agent, or Firm* — Robert N. Lipsik

(57) **CLAIM**

The ornamental design for a shoulder for a tire, as shown and described.

(56) **References Cited**

**DESCRIPTION**

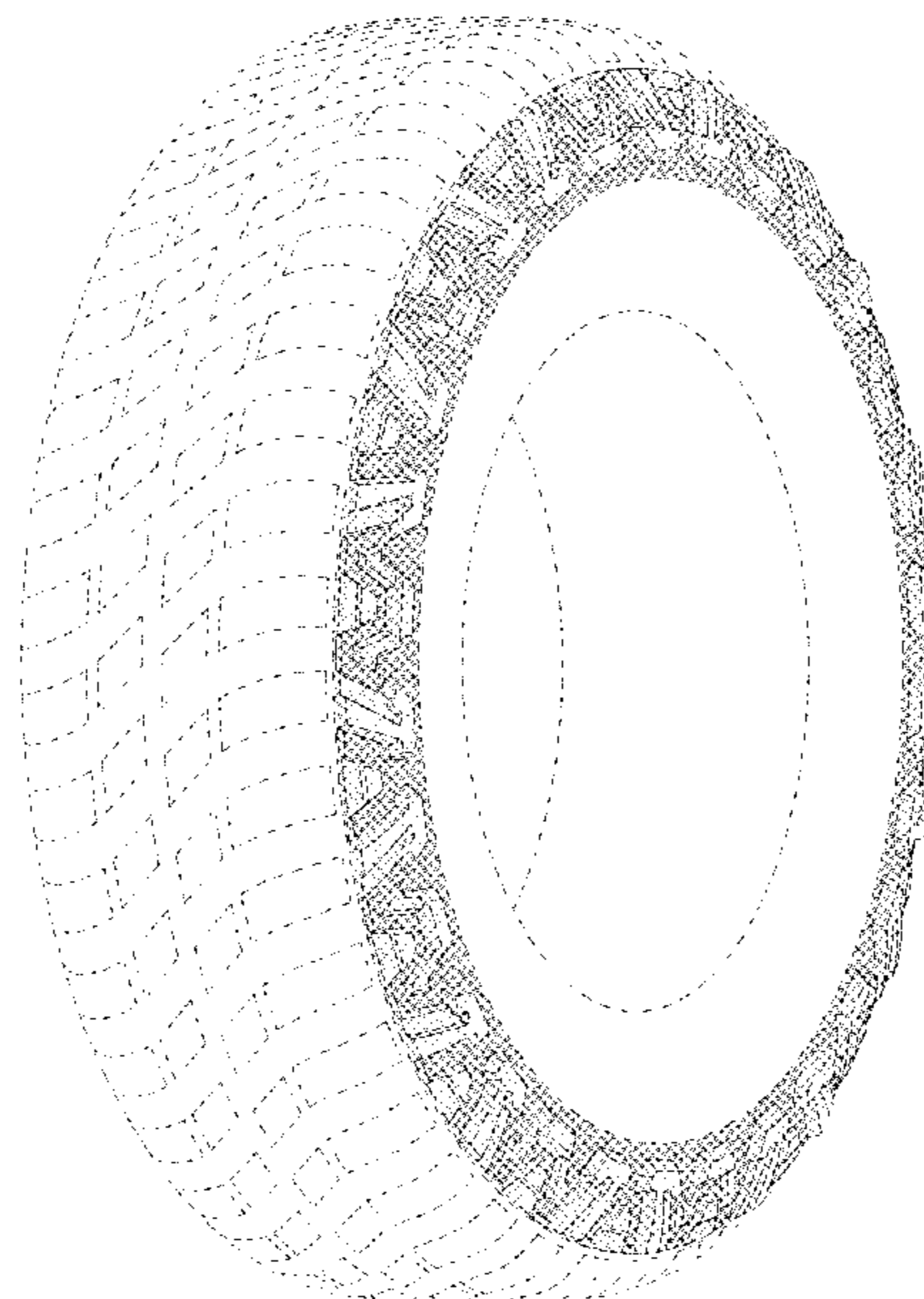
**U.S. PATENT DOCUMENTS**

D400,833 S 11/1998 Legge et al. .... D12/147  
D412,472 S 8/1999 Brown et al. .... D12/146  
D414,727 S 10/1999 Brown et al. .... D12/146  
D430,517 S 9/2000 Allison ..... D12/147  
D432,060 S \* 10/2000 Baker ..... D12/605  
D442,128 S \* 5/2001 Allison ..... D12/605  
D447,449 S \* 9/2001 Guspodin ..... D12/605  
D455,682 S \* 4/2002 Hutz ..... D12/605  
D456,343 S 4/2002 Allison  
D495,294 S 8/2004 Ochi et al. .... D12/604  
D504,657 S 5/2005 Allen et al. .... D12/579  
D516,012 S 2/2006 Miller et al. .... D12/579  
D516,999 S 3/2006 Miller et al. .... D12/579  
D520,939 S 5/2006 Allen et al. .... D12/600  
D548,173 S 8/2007 Herbeuval et al. .... D12/579

FIG. 1 is a perspective view of a shoulder for a tire showing my new design, it being understood that the pattern repeats uniformly throughout the circumference of the tread;  
FIG. 2 is a front elevational view thereof;  
FIG. 3 is a right side elevational view thereof; the left side elevational view being identical thereto; and,  
FIG. 4 is an enlarged fragmentary front elevational view thereof.

In the drawings, the broken lines immediately adjacent to the outer edges of the tire shoulder represent boundaries of the claim, and the broken lines depict environmental subject matter only and form no part of the claimed design.

**1 Claim, 4 Drawing Sheets**



(56)

References Cited

U.S. PATENT DOCUMENTS

D591,226 S 4/2009 Shondel et al. .... D12/600  
 D595,643 S \* 7/2009 Ochi ..... D12/605  
 D597,024 S \* 7/2009 Ochi ..... D12/605  
 D610,079 S \* 2/2010 Behr ..... D12/605  
 D610,533 S \* 2/2010 Ochi ..... D12/605  
 D611,894 S \* 3/2010 Scheifele ..... D12/605  
 D627,716 S \* 11/2010 Harvey ..... D12/605  
 D629,352 S \* 12/2010 Takano ..... D12/605  
 D638,354 S \* 5/2011 Strader ..... D12/605  
 D663,259 S \* 7/2012 Umstot ..... D12/605  
 D664,915 S 8/2012 Maxwell et al. .... D12/605  
 D667,362 S 9/2012 Hughes et al. .... D12/579  
 D670,642 S 11/2012 Maxwell et al. .... D12/605  
 D682,190 S 5/2013 Uphouse et al. .... D12/600  
 D713,328 S 9/2014 Umstot et al. .... D12/579  
 D713,329 S 9/2014 Dixon et al. .... D12/579  
 D730,272 S 5/2015 Fleckner et al. .... D12/600  
 D733,642 S 7/2015 Oberlin et al. .... D12/601  
 D733,643 S 7/2015 Oberlin et al. .... D12/601  
 D736,699 S \* 8/2015 Dixon ..... D12/605  
 D737,757 S 9/2015 Oberlin et al. .... D12/601  
 D741,253 S 10/2015 Lundgren ..... D12/600  
 D757,643 S 5/2016 Dixon et al. .... D12/605  
 D757,644 S \* 5/2016 Wieland ..... D12/605  
 D763,781 S 8/2016 Ashton et al. .... D12/579  
 D763,782 S 8/2016 Dixon et al. .... D12/579  
 D763,786 S \* 8/2016 Mathis ..... D12/605  
 D766,166 S 9/2016 Uphouse ..... D12/579  
 D767,474 S 9/2016 Reim et al.  
 D768,064 S \* 10/2016 Kuwano ..... D12/605

D771,557 S 11/2016 Leocadio et al. .... D12/594  
 D775,066 S 12/2016 Sullivan et al. .... D12/599  
 D776,046 S 1/2017 Dixon ..... D12/605  
 D776,609 S 1/2017 Shondel ..... D12/605  
 D779,425 S 2/2017 Scheifele ..... D12/605  
 D784,918 S 4/2017 Liu ..... D12/594  
 D788,695 S \* 6/2017 Scheifele ..... D12/605  
 D802,524 S 11/2017 Haas et al. .... D12/594  
 D810,672 S 2/2018 Haas et al. .... D12/588  
 D816,018 S 4/2018 Chiang et al. .... D12/579  
 D822,588 S 7/2018 Skurich et al. .... D12/600  
 D828,289 S 9/2018 Fox et al. .... D12/588  
 D834,512 S \* 11/2018 Sakamoto ..... D12/605  
 D842,235 S 3/2019 Shondel ..... D12/605  
 D843,927 S 3/2019 Canankamp et al. .... D12/600  
 D844,549 S 4/2019 Zimmerman et al. .... D12/600  
 D846,488 S \* 4/2019 Dixon ..... D12/605  
 D847,088 S \* 4/2019 Scheifele ..... D12/605  
 D868,682 S 12/2019 Haas et al. .... D12/594  
 D870,032 S \* 12/2019 Hoshino ..... D12/605  
 D877,698 S 3/2020 Lundgren et al. .... D12/600  
 D882,496 S 4/2020 Davis et al. .... D12/579  
 D882,497 S 4/2020 Digman et al. .... D12/579  
 D891,358 S \* 7/2020 Kuwahara ..... D12/605

OTHER PUBLICATIONS

U.S. Appl. No. 29/702,509, filed Aug. 20, 2019, Shondel, Goodyear.  
 U.S. Appl. No. 29/706,689, filed Sep. 23, 2019, Shondel, Goodyear.  
 U.S. Appl. No. 29/715,389, filed Dec. 2, 2019, Fox, et al., Goodyear.  
 U.S. Appl. No. 29/715,392, filed Dec. 2, 2019, Fox, et al., Goodyear.

\* cited by examiner

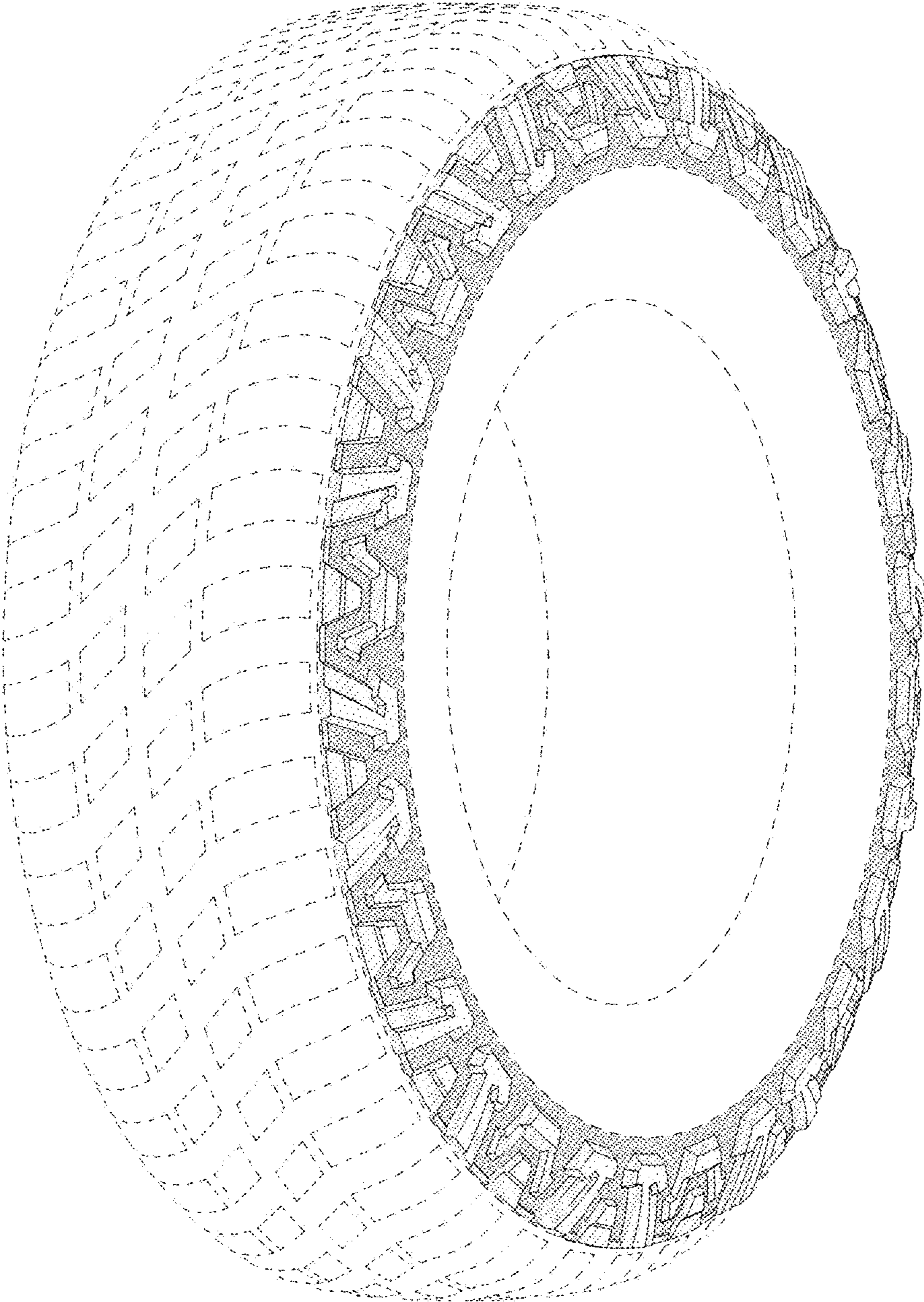


FIG - 1

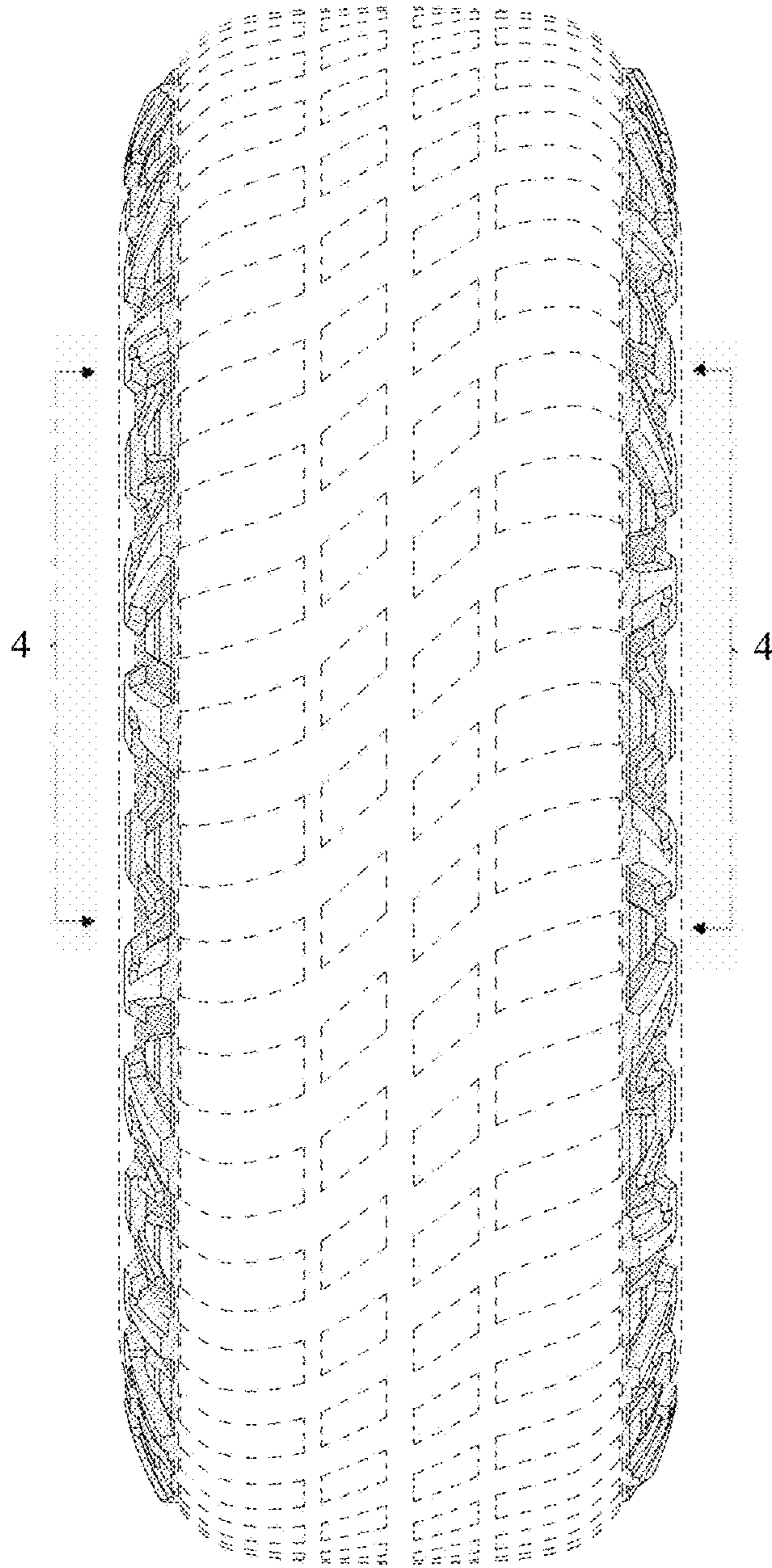


FIG - 2




FIG - 3




FIG - 4