



US00D947112S

(12) **United States Design Patent**
Fox et al.

(10) **Patent No.:** **US D947,112 S**

(45) **Date of Patent:** **** Mar. 29, 2022**

(54) **SHOULDER FOR A TIRE**
(71) Applicant: **The Goodyear Tire & Rubber Company, Akron, OH (US)**
(72) Inventors: **Shaun Patrick Fox, Medina, OH (US); Michael Thomas Driscoll, Norton, OH (US); Nicholas Thomas Schoepner, Canton, OH (US)**

D575,728 S * 8/2008 Harvey D12/605
D577,331 S * 9/2008 Ochi D12/605
D577,661 S 9/2008 Umstot et al. D12/605
D577,662 S 9/2008 Umstot et al. D12/605
D578,956 S 10/2008 Dixon et al. D12/579
D578,957 S 10/2008 Bonko et al. D12/579
D610,532 S 2/2010 Brainer, II et al. D12/605

(Continued)

(73) Assignee: **The Goodyear Tire & Rubber Company, Akron, OH (US)**

DE 40303997 9/2003

FOREIGN PATENT DOCUMENTS

(**) Term: **15 Years**

OTHER PUBLICATIONS

(21) Appl. No.: **29/747,161**

U.S. Appl. No. 29/677,113, filed Jan. 17, 2019, Shondel, et al.

(Continued)

(22) Filed: **Aug. 20, 2020**

Primary Examiner — Michelle E. Wilson

(51) **LOC (13) Cl.** **12-15**

Assistant Examiner — Clese Moore, Jr.

(52) **U.S. Cl.**
USPC **D12/605**

(74) *Attorney, Agent, or Firm* — Robert N. Lipsik

(58) **Field of Classification Search**
USPC D12/604, 605
CPC B60C 13/00; B60C 1/00
See application file for complete search history.

(57) **CLAIM**

The ornamental Design for a shoulder for a tire, as shown and described.

(56) **References Cited**

DESCRIPTION

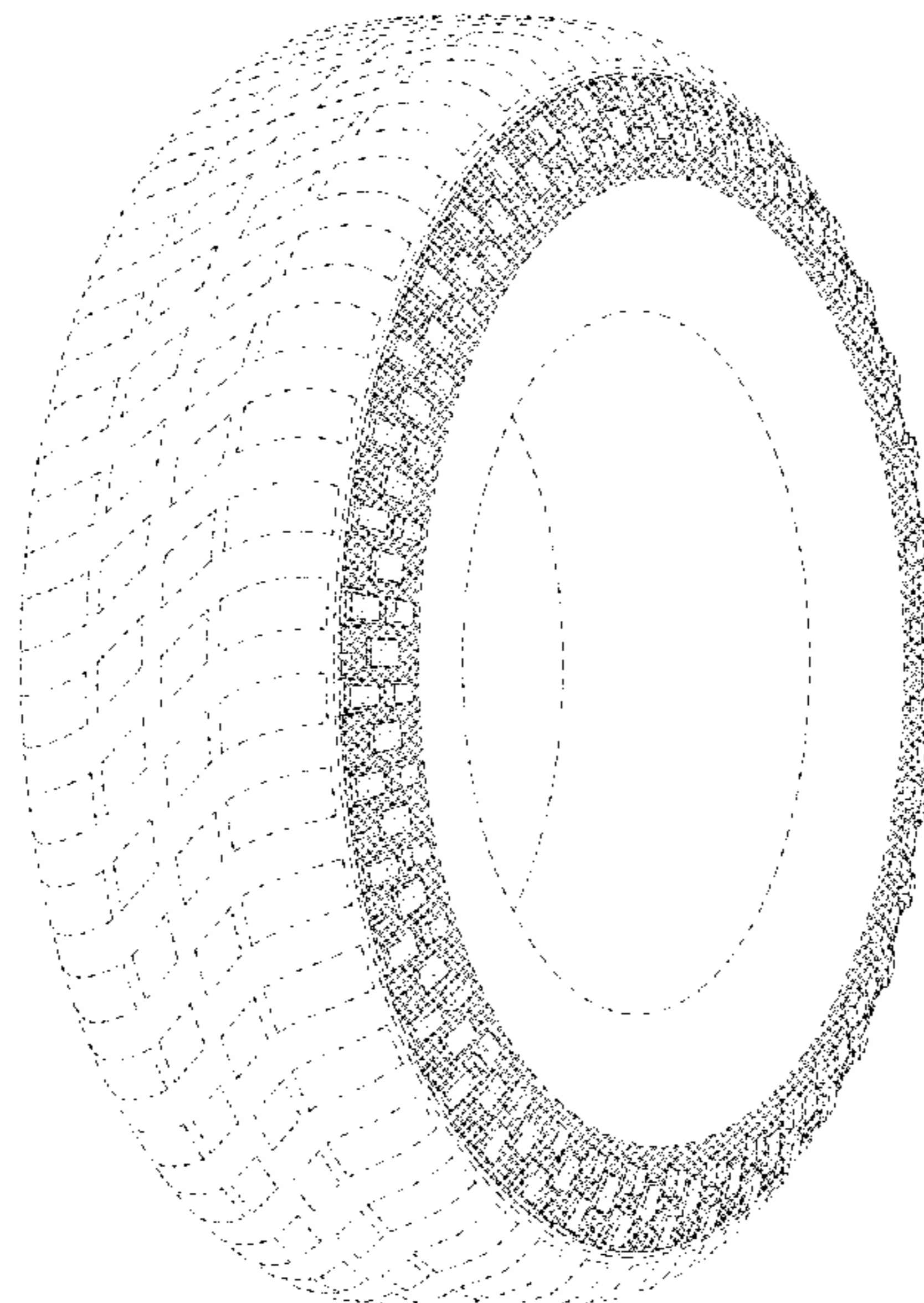
U.S. PATENT DOCUMENTS

D442,128 S 5/2001 Allison D12/152
D447,449 S * 9/2001 Guspodin D12/605
D449,803 S 10/2001 Guspodin et al. D12/147
D454,815 S 3/2002 Guspodin et al. D12/152
D460,410 S * 7/2002 Thrasher D12/605
D477,274 S 7/2003 Leynaert et al.
D483,718 S 12/2003 Hutz et al.
D495,294 S * 8/2004 Ochi D12/605
D548,172 S 8/2007 Dixon et al. D12/579
D553,560 S 10/2007 Dixon D12/605
D559,172 S 1/2008 Umstot et al. D12/605
D563,311 S 3/2008 Brainer, II et al. D12/605
D563,312 S * 3/2008 Brainerd, II D12/605
D568,233 S 5/2008 Dixon et al. D12/512

FIG. 1 is a perspective view of a shoulder for a tire showing our new design, it being understood that the pattern repeats uniformly throughout the circumference of the tread; FIG. 2 is a front elevational view thereof; FIG. 3 is a right side elevational view thereof; the left side elevational view being identical thereto; and, FIG. 4 is an enlarged fragmentary front elevational view thereof.

In the drawings, the broken lines immediately adjacent to the outer edges of the tire shoulder represent boundaries of the claim, and the broken lines depict environmental subject matter only and form no part of the claimed design.

1 Claim, 4 Drawing Sheets



(56)

References Cited

U.S. PATENT DOCUMENTS

D610,533 S * 2/2010 Ochi D12/605
 D610,975 S * 3/2010 Osaka D12/605
 D610,976 S * 3/2010 Osaka D12/605
 D610,977 S * 3/2010 Osaka D12/605
 D615,031 S 5/2010 Osaka D12/605
 D638,354 S 5/2011 Strader et al. D12/605
 D660,786 S 5/2012 Yokomakura D12/605
 D663,259 S 7/2012 Umstot et al. D12/605
 D663,682 S 7/2012 Ohara D12/605
 D670,642 S 11/2012 Maxwell et al. D12/605
 D712,820 S 9/2014 Hutz D12/605
 D729,155 S 5/2015 Jacobs D12/600
 D736,699 S * 8/2015 Dixon D12/605
 D763,782 S 8/2016 Dixon et al. D12/579
 D763,786 S * 8/2016 Mathis D12/605
 D766,166 S 9/2016 Uphouse D12/571
 D768,064 S * 10/2016 Kuwano D12/605
 D771,557 S 11/2016 Leocadio et al. D12/594
 D771,558 S 11/2016 Krier et al. D12/605
 D776,046 S 1/2017 Dixon D12/605
 D776,609 S * 1/2017 Shondel D12/605
 D777,095 S * 1/2017 Sato D12/605
 D778,233 S * 2/2017 Kuwano D12/605
 D778,814 S * 2/2017 Sato D12/605
 D782,970 S * 4/2017 Sato D12/605

D784,918 S 4/2017 Liu D12/594
 D795,797 S * 8/2017 Sato D12/605
 D799,413 S * 10/2017 Sato D12/605
 D799,414 S * 10/2017 Sato D12/605
 D799,415 S * 10/2017 Sato D12/605
 D799,416 S 10/2017 Sato D12/605
 D800,641 S 10/2017 Bonifas D12/600
 D800,642 S * 10/2017 Takahashi D12/605
 D827,562 S 9/2018 Rogers et al. D12/605
 D833,381 S 11/2018 Fujioka D12/605
 D834,512 S * 11/2018 Sakamoto D12/605
 D842,235 S * 3/2019 Shondel D12/605
 D843,927 S 3/2019 Canankamp et al. D12/600
 D844,549 S 4/2019 Zimmerman et al. D12/600
 D846,488 S * 4/2019 Dixon D12/605
 D870,023 S 12/2019 Lo

OTHER PUBLICATIONS

U.S. Appl. No. 29/702,509, filed Aug. 20, 2019, Shondel, et al.
 U.S. Appl. No. 29/705,347, filed Sep. 11, 2019, Dixon, et al.
 Car and Driver, Entertainment News, Aug. 10, 2004, p. 105,
 HA16014757, vol. 18.
 Japanese Decision for Registration, received by Applicant May 6,
 2021.

* cited by examiner

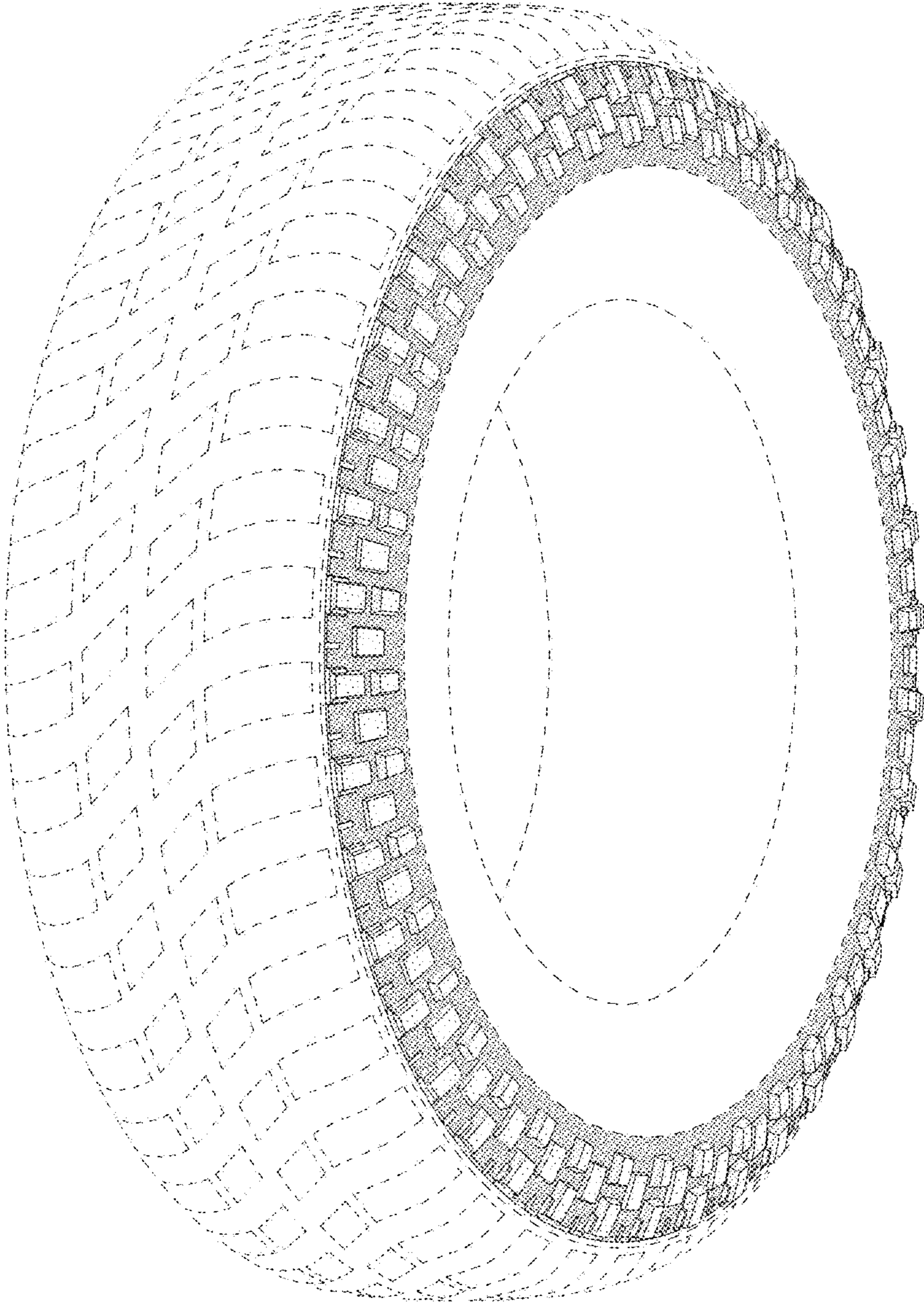


FIG - 1

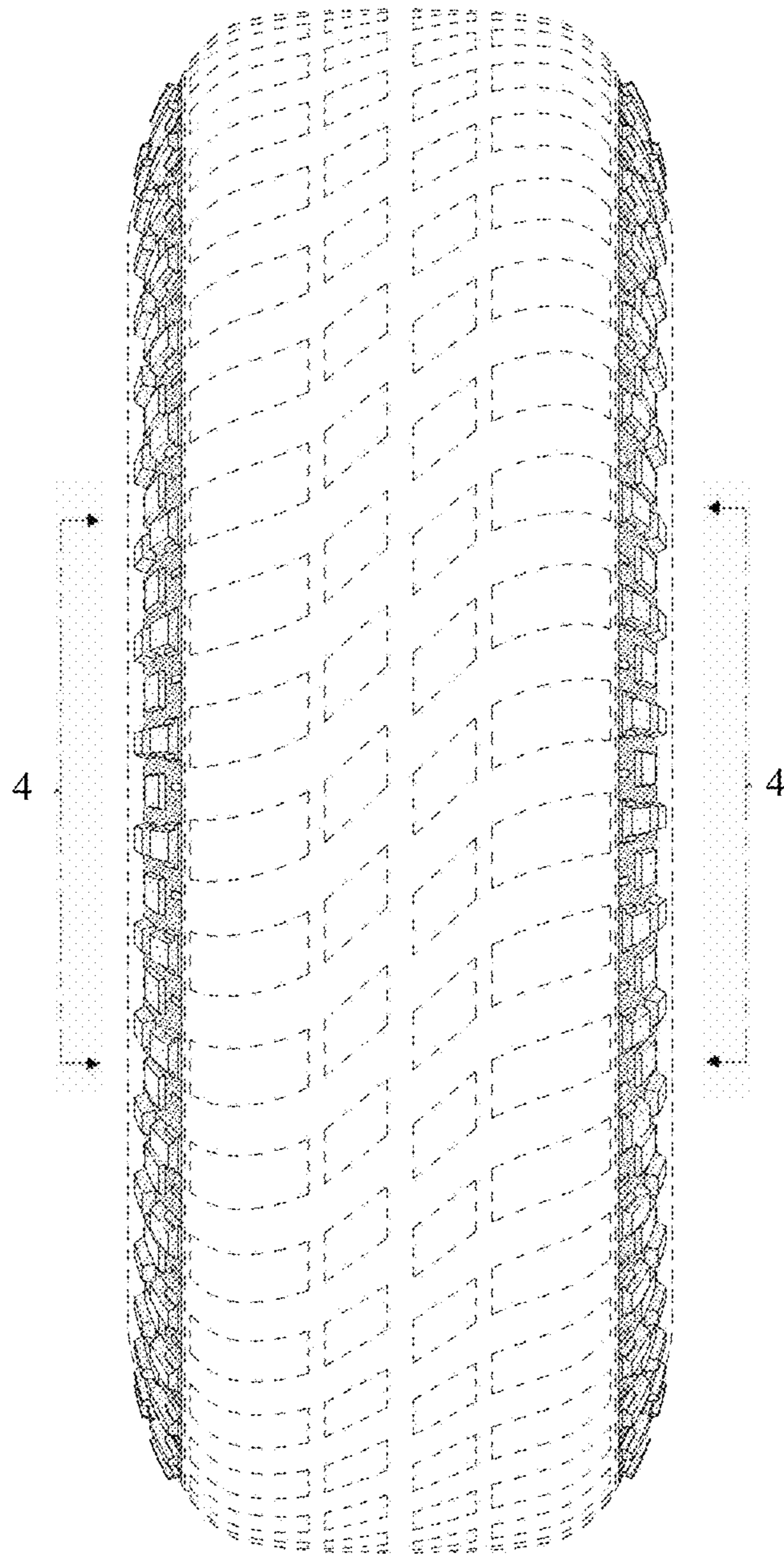


FIG - 2

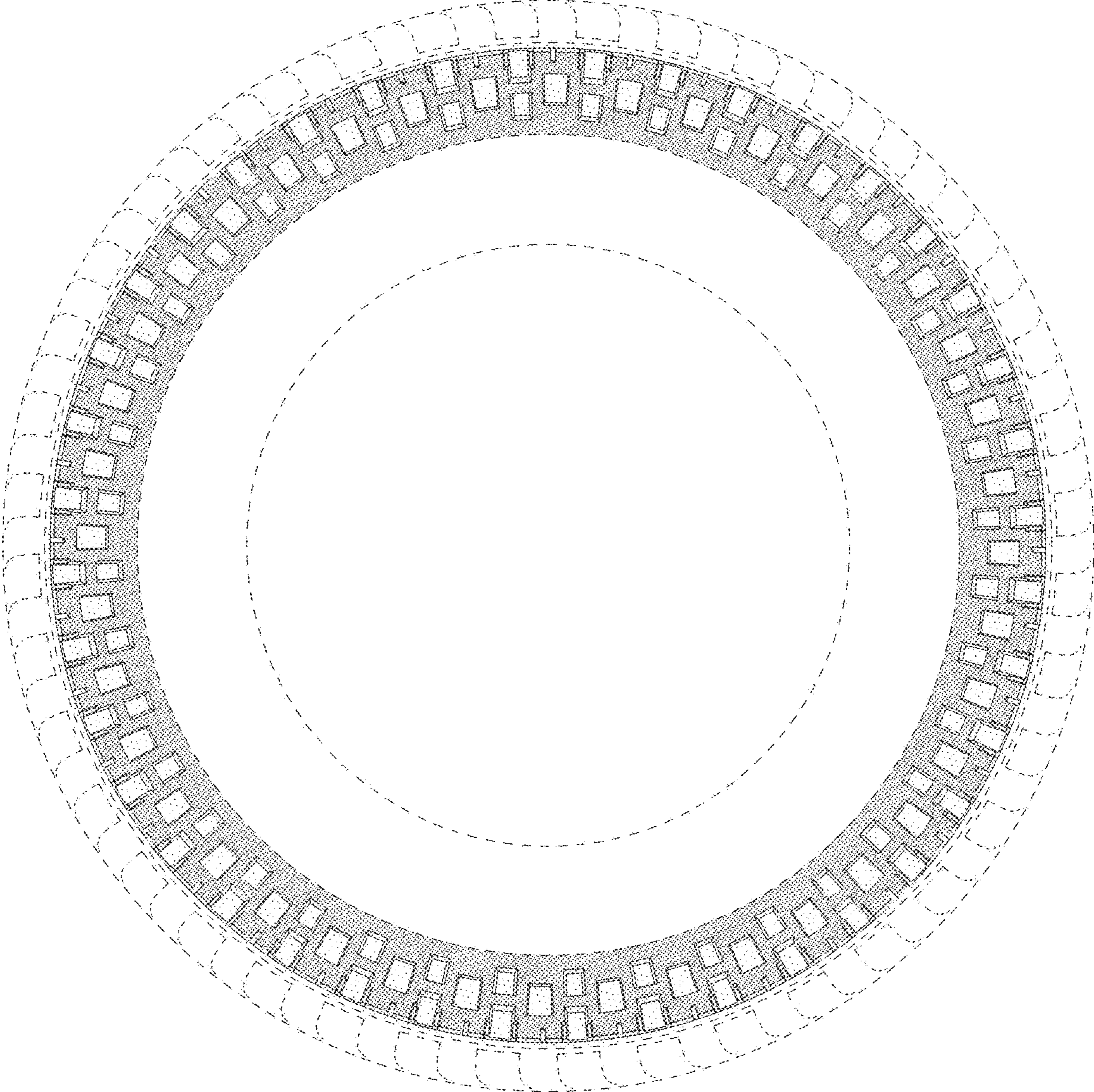


FIG - 3

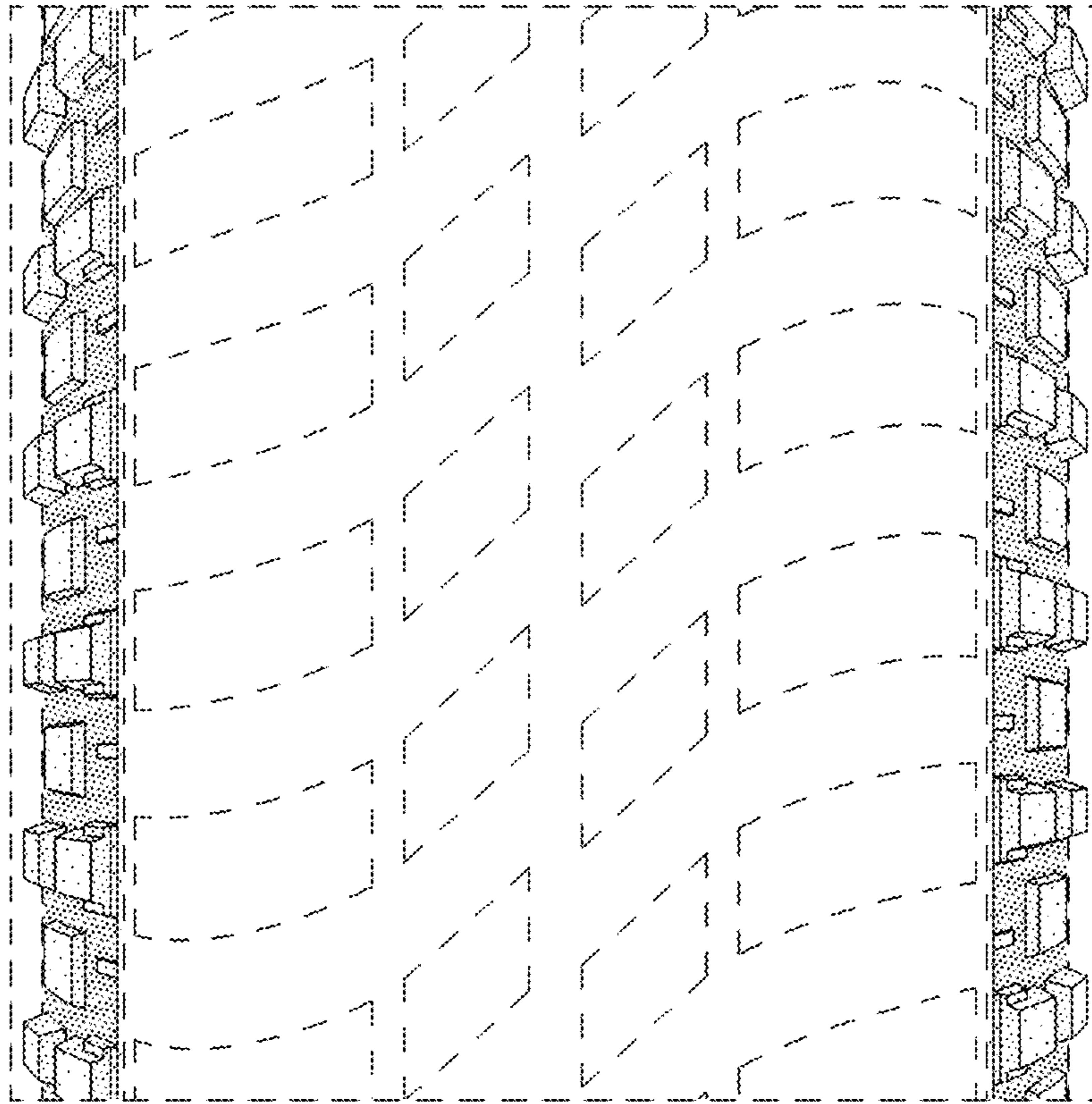


FIG - 4