



US00D947110S

(12) **United States Design Patent**
Wang

(10) **Patent No.:** **US D947,110 S**

(45) **Date of Patent:** **** Mar. 29, 2022**

(54) **TIRE**

(71) Applicant: **QINGDAO CROWNTYRE INDUSTRIAL CO., LTD.**, Qingdao (CN)

(72) Inventor: **Dianzhong Wang**, Qingdao (CN)

(73) Assignee: **QINGDAO CROWNTYRE INDUSTRIAL CO., LTD.**, Qingdao (CN)

(**) Term: **15 Years**

(21) Appl. No.: **29/711,365**

(22) Filed: **Oct. 30, 2019**

(51) **LOC (13) Cl.** **12-15**

(52) **U.S. Cl.**
USPC **D12/600**

(58) **Field of Classification Search**
USPC D12/568–605, 900
CPC Y10T 152/10027; B60C 1/0016; B60C 11/0306; B60C 11/0302; B60C 3/06; B60C 9/17
See application file for complete search history.

(56) **References Cited**

U.S. PATENT DOCUMENTS

D732,467 S	*	6/2015	Schimmoeller	D12/600
D736,145 S	*	8/2015	Jacobs	D12/594
D763,782 S	*	8/2016	Dixon	D12/579
D772,796 S	*	11/2016	Jacobs	D12/600

D784,250 S	*	4/2017	Kuwano	D12/600
D786,186 S	*	5/2017	Kuwano	D12/600
D791,690 S	*	7/2017	Ishigaki	D12/594
D841,568 S	*	2/2019	Wada	D12/579
D843,927 S	*	3/2019	Canankamp	D12/600
D883,190 S	*	5/2020	Wada	D12/594

OTHER PUBLICATIONS

Crowntyre Terra Breaker tire [Oct. 23, 2021]—found online [Oct. 23, 2021] - <http://www.crowntyre.com/products/info/31/4/0/0.html>.*

* cited by examiner

Primary Examiner — John A Voytek

(74) *Attorney, Agent, or Firm* — Fenwick & West LLP

(57) **CLAIM**

The ornamental design for a tire, as shown and described.

DESCRIPTION

FIG. 1 is a perspective view of a tire, it being understood that the tread pattern of the tire repeats circumferentially throughout an outer circumference and shoulder of the tire, the opposite side perspective being identical thereto;

FIG. 2 is a front elevation view thereof;

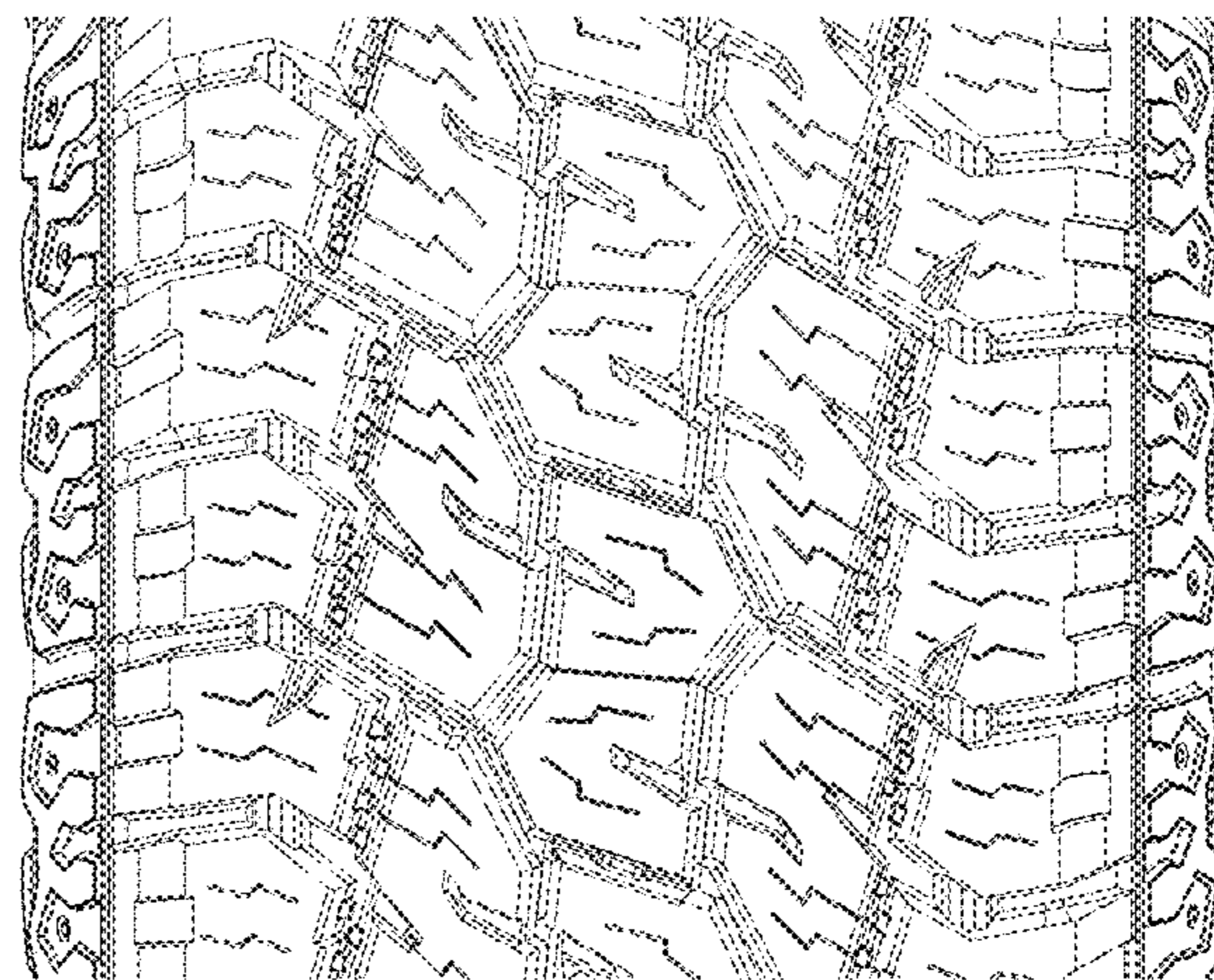
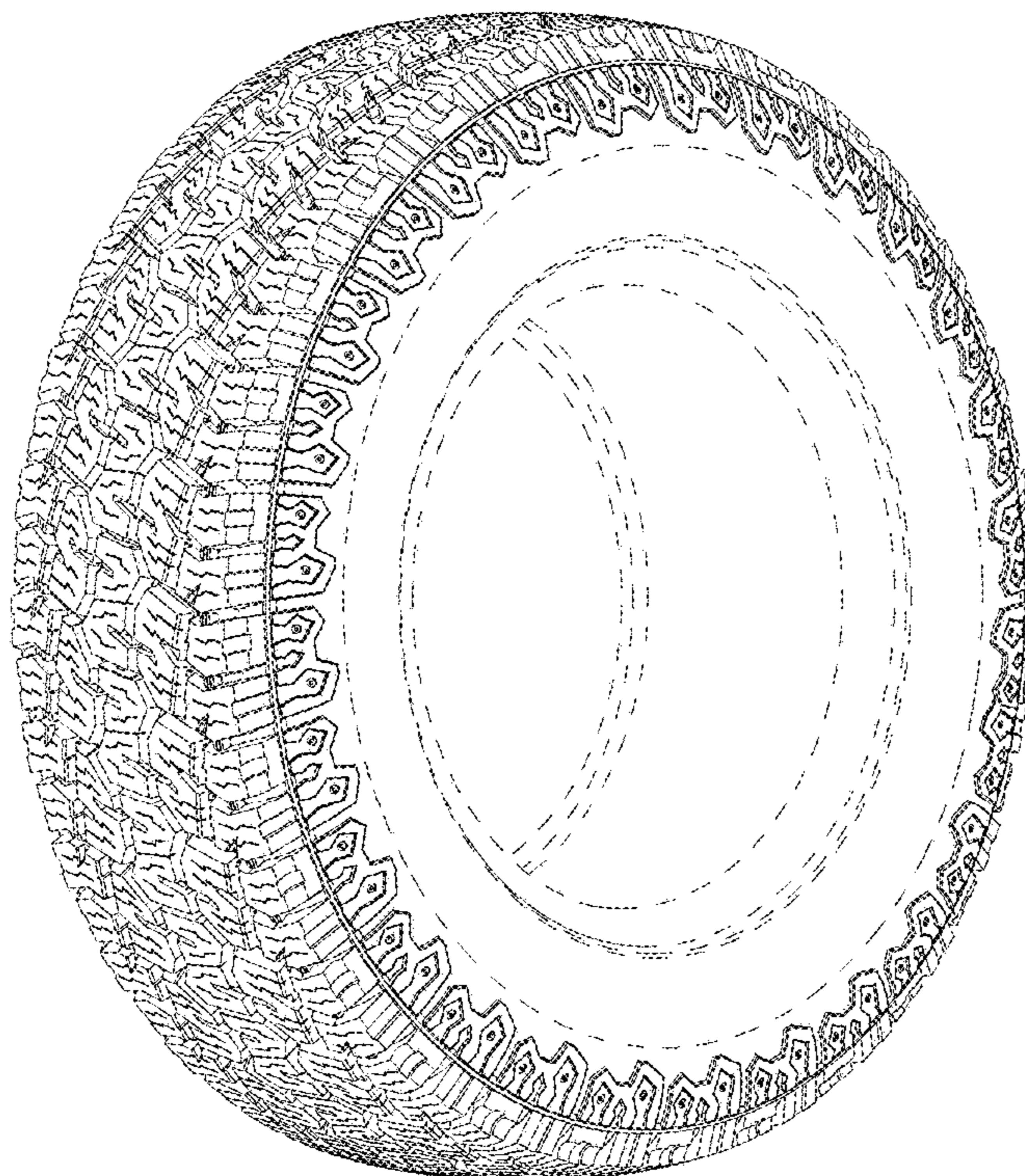
FIG. 3 is a side elevation view of the right side thereof, the left side elevation being identical thereto; and,

FIG. 4 is a partially enlarged view of FIG. 2.

In the drawings, the broken lines depicting the sidewall, bead area and tire interior are for illustrative purpose only and form no part of the claimed design.

Broken lines in FIG. 2 are used for demarcation of enlarged portions of the tire and form no part of the claimed design.

1 Claim, 4 Drawing Sheets



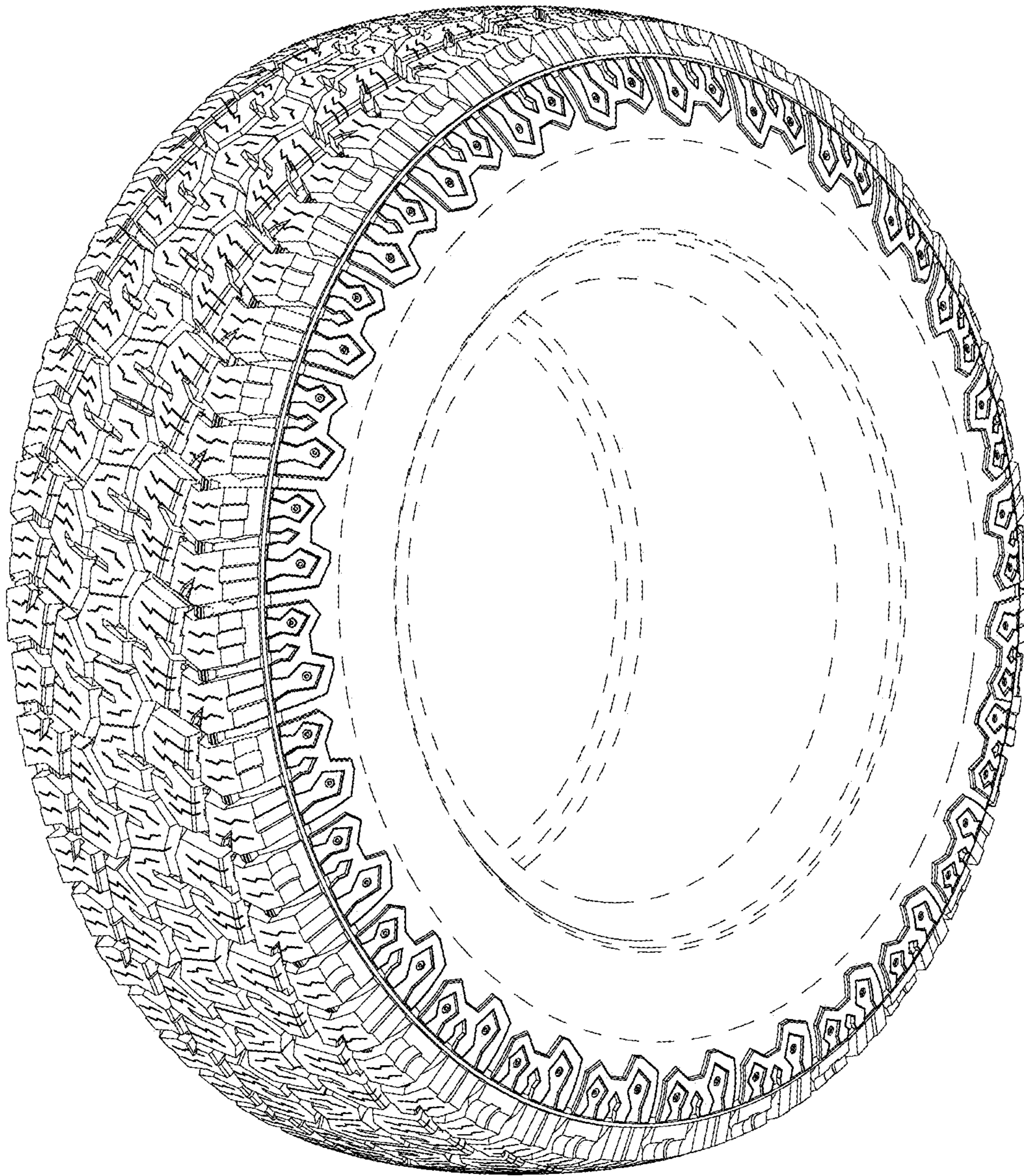


FIG. 1

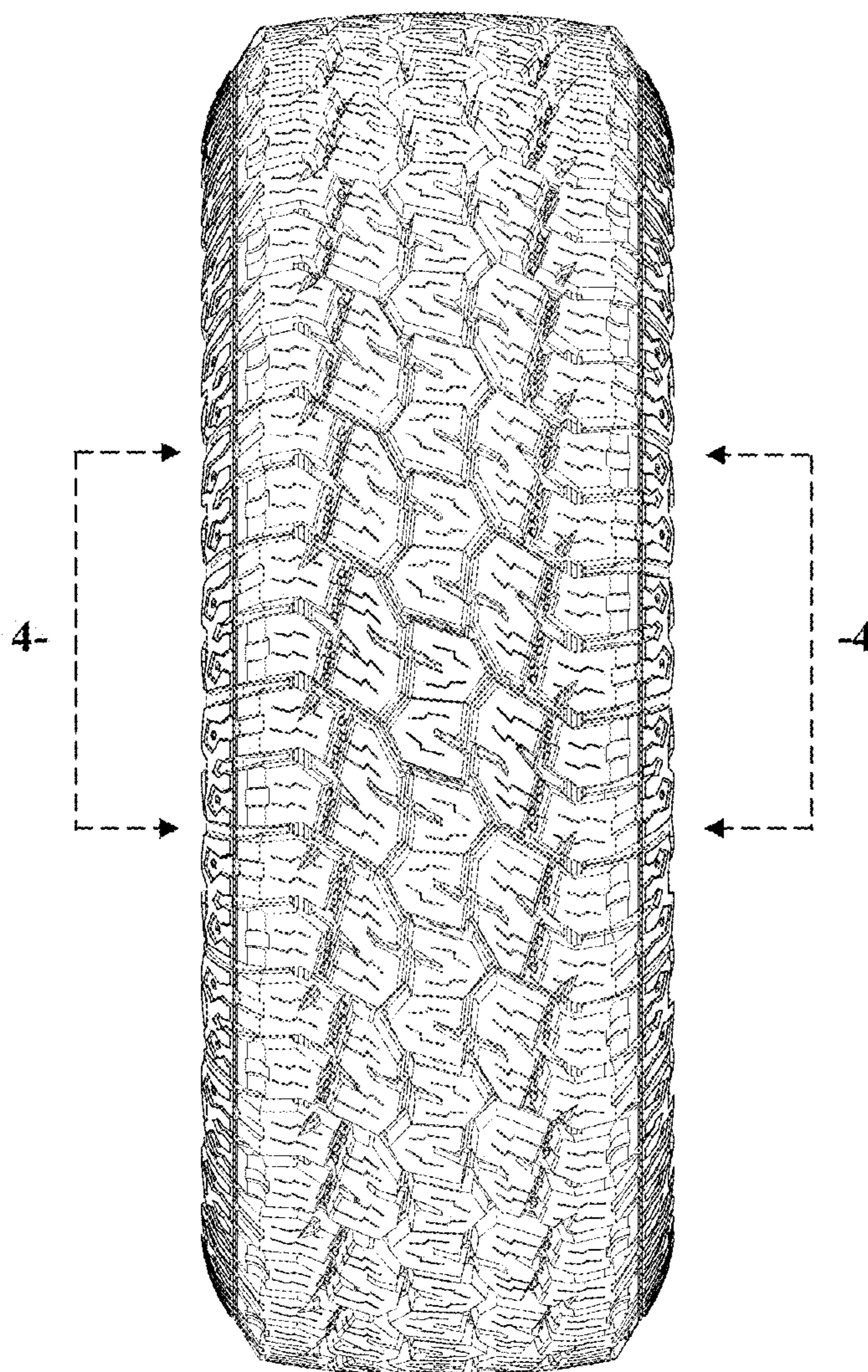


FIG. 2




FIG. 3

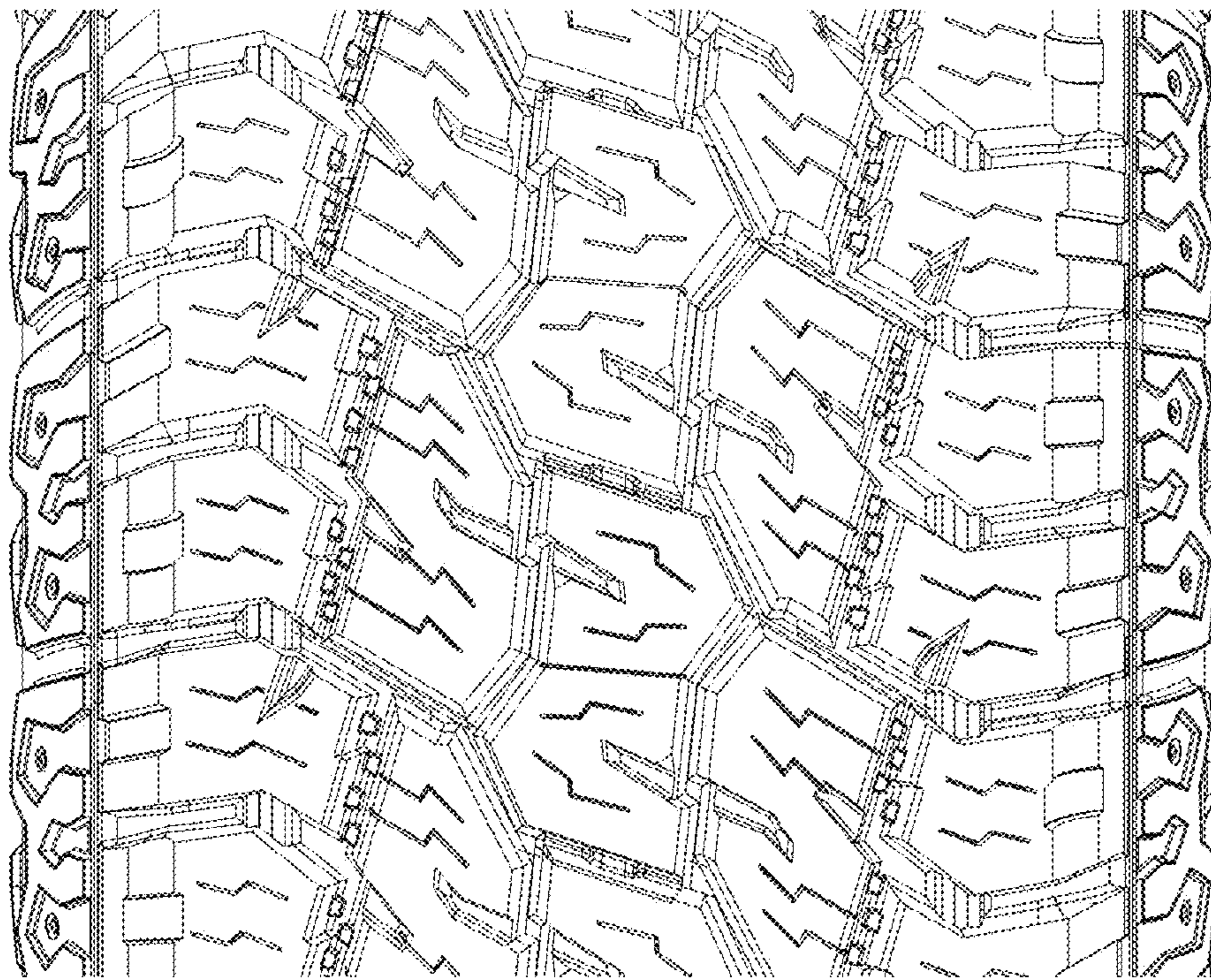


FIG. 4