

US00D947106S

(12) **United States Design Patent**  
**Geng et al.**

(10) **Patent No.:** **US D947,106 S**  
(45) **Date of Patent:** **\*\* Mar. 29, 2022**

(54) **ALL-TERRAIN VEHICLE TIRE PATTERN**

(71) Applicant: **HEBEI WANDA TYRE CO., LTD.**,  
Hebei (CN)

(72) Inventors: **Peng Geng**, Tianjin (CN); **Chuan Liu**,  
Tianjin (CN); **Yongfu Guan**, Tianjin  
(CN)

(73) Assignee: **HEBEI WANDA TYRE CO., LTD.**,  
Xingtai (CN)

(\*\*) Term: **15 Years**

(21) Appl. No.: **29/739,052**

(22) Filed: **Jun. 22, 2020**

(30) **Foreign Application Priority Data**

Apr. 17, 2020 (CN) ..... 202030158048.1

(51) **LOC (13) Cl.** ..... **12-15**

(52) **U.S. Cl.**  
USPC ..... **D12/579**

(58) **Field of Classification Search**  
USPC ..... D12/568–605, 900  
CPC ..... Y10T 152/10027; B60C 1/0016; B60C  
11/0306; B60C 11/0302; B60C 3/06;  
B60C 9/17  
See application file for complete search history.

(56) **References Cited**

**U.S. PATENT DOCUMENTS**

D766,167 S \* 9/2016 Chen ..... D12/579  
D875,650 S \* 2/2020 Chen ..... D12/579

D875,652 S \* 2/2020 Geng ..... D12/579  
D879,020 S \* 3/2020 Sato ..... D12/579  
D887,958 S \* 6/2020 Geng ..... D12/579  
D889,388 S \* 7/2020 Jiang ..... D12/579  
D892,715 S \* 8/2020 Sato ..... D12/579  
D895,535 S \* 9/2020 Jiang ..... D12/579  
D896,740 S \* 9/2020 Tokizaki ..... D12/579  
D904,971 S \* 12/2020 Zhang ..... D12/579  
D908,078 S \* 1/2021 Chang ..... D12/579  
D932,421 S \* 10/2021 Bonitas ..... D12/579

\* cited by examiner

*Primary Examiner* — John A Voytek

(74) *Attorney, Agent, or Firm* — Wayne IP LLC


(57) **CLAIM**

The ornamental design for an all-terrain vehicle tire pattern,  
as shown and described.

**DESCRIPTION**

FIG. 1 is a perspective view of an all-terrain vehicle tire pattern showing our new design;  
FIG. 2 is another perspective view thereof;  
FIG. 3 is a front elevation view thereof;  
FIG. 4 is a back elevation view thereof;  
FIG. 5 is a left side view thereof;  
FIG. 6 is a right side view thereof;  
FIG. 7 is a top plan view thereof;  
FIG. 8 is a bottom plan view thereof;  
FIG. 9 is a partially enlarged view of FIG. 1 thereof; and,  
FIG. 10 is a partially enlarged view of FIG. 5 thereof.  
The broken lines in the drawing depict environmental subject matter only and form no part of the claimed design.

**1 Claim, 10 Drawing Sheets**








FIG. 1






FIG. 2






FIG. 3




FIG. 4






FIG. 5






FIG. 6






FIG. 7



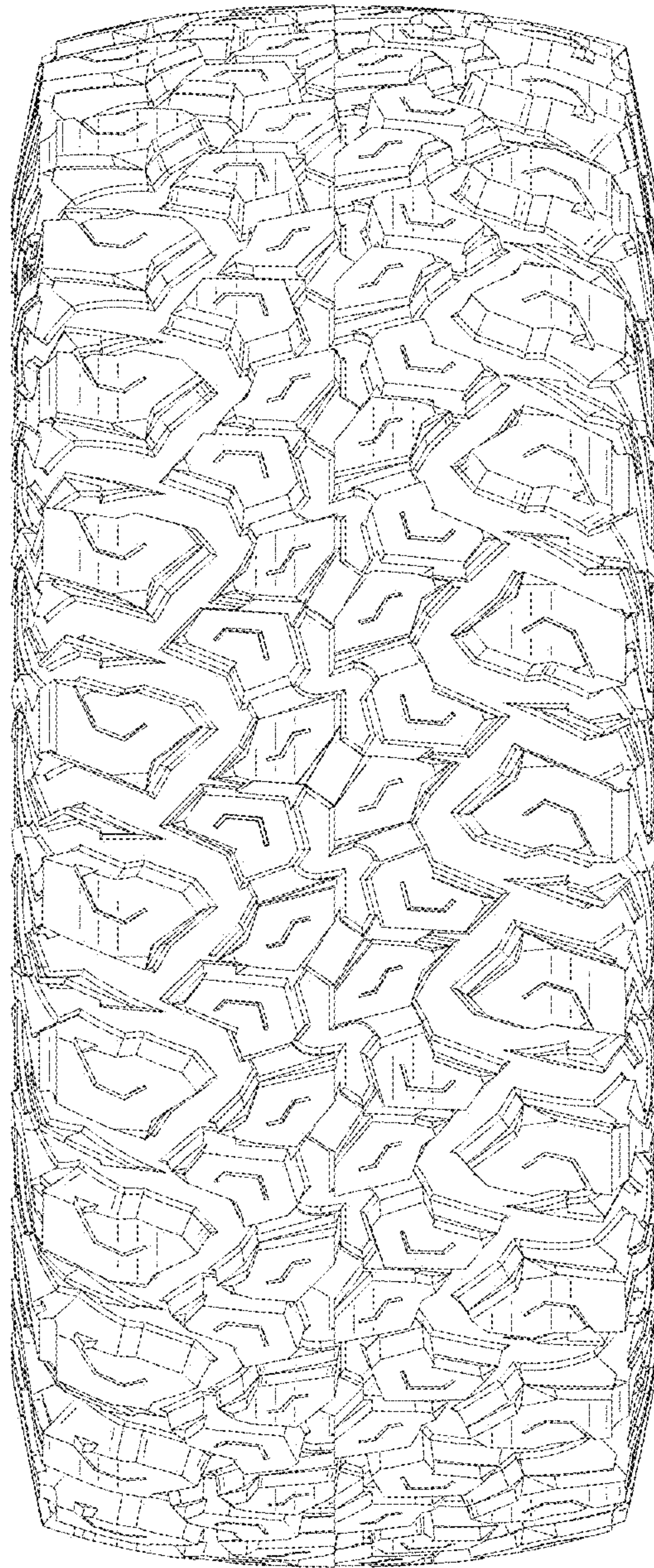


FIG. 8



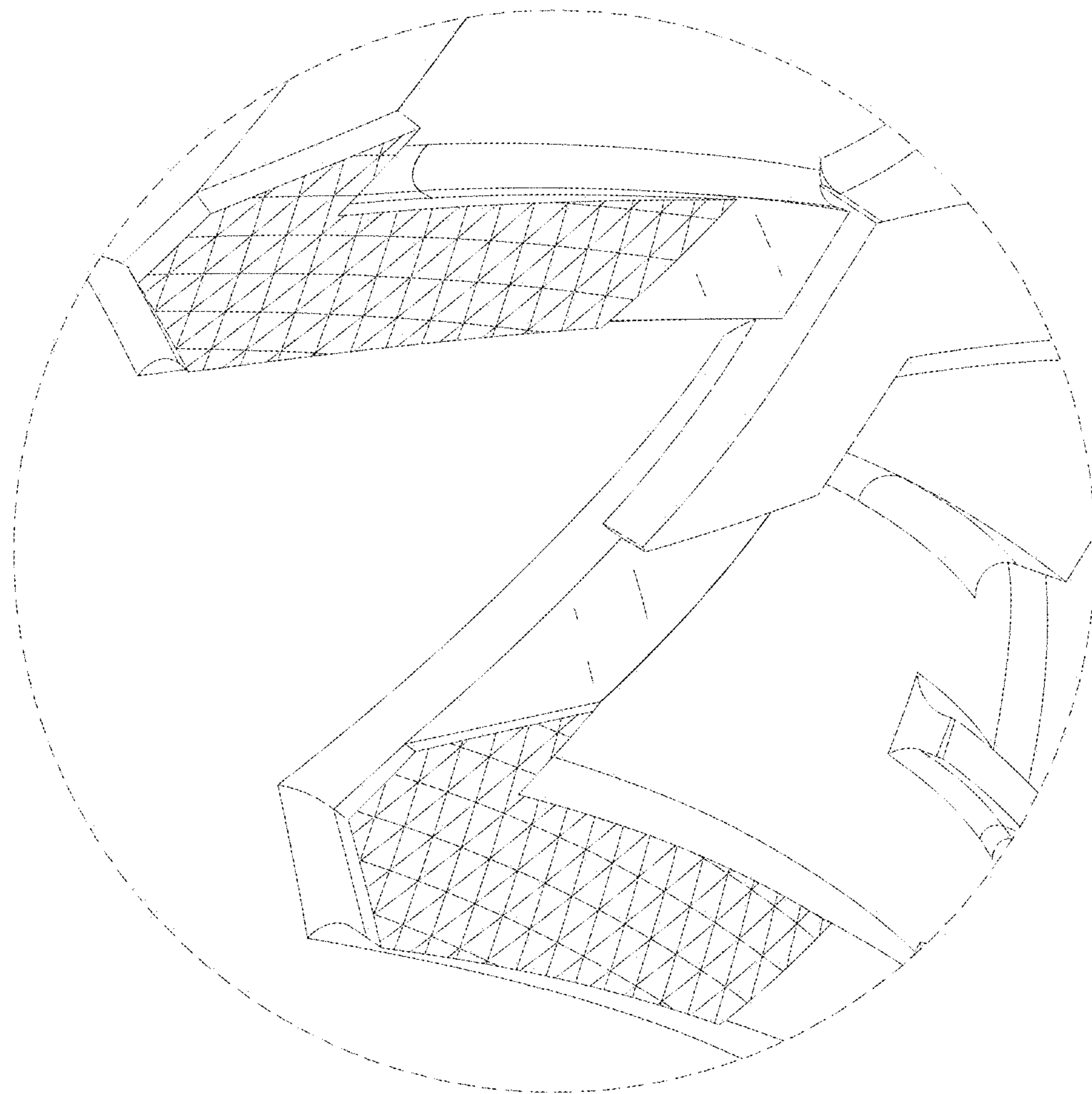


FIG. 9



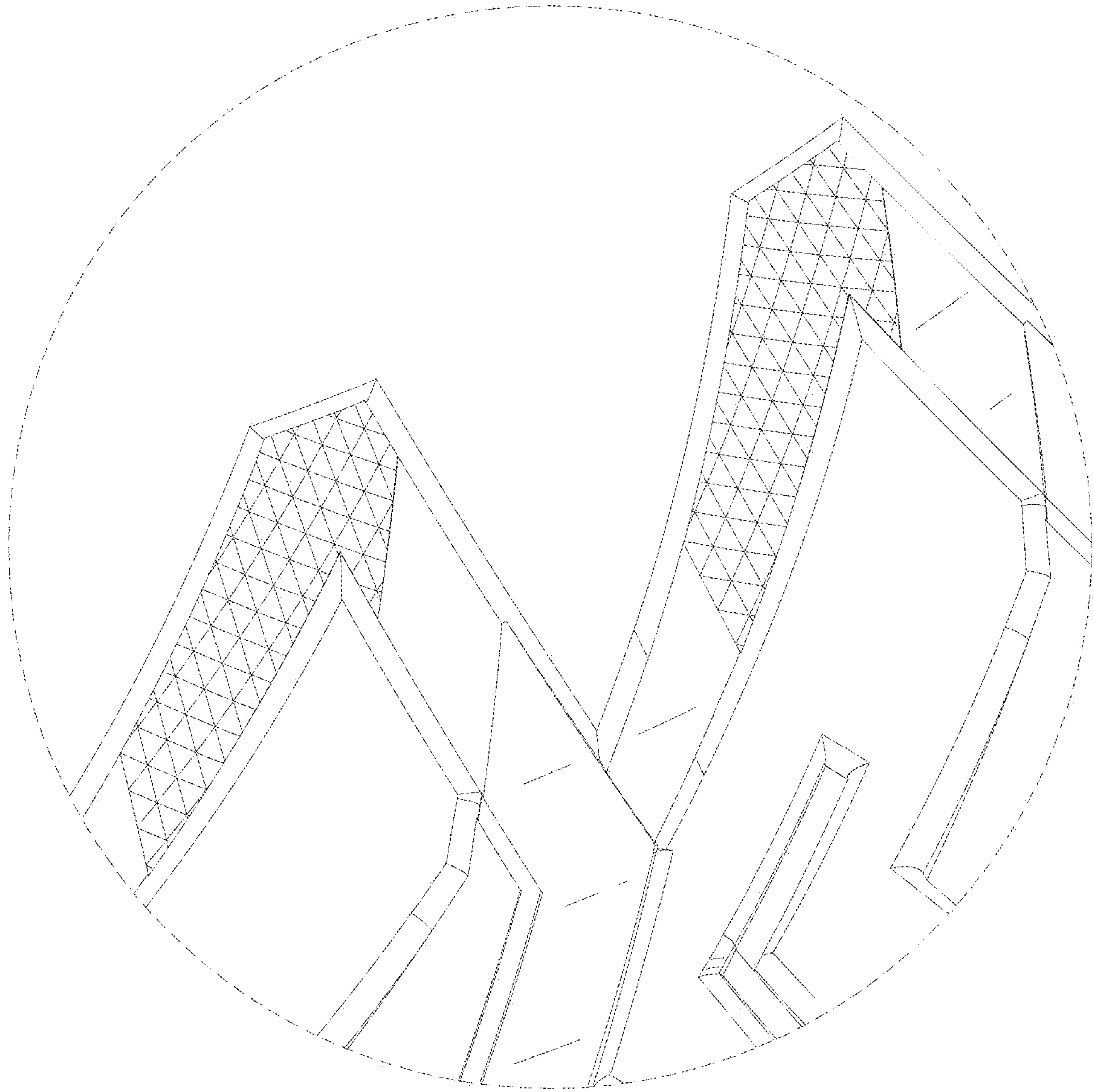


FIG. 10