



US00D947090S

(12) **United States Design Patent**
Chergosky et al.

(10) **Patent No.:** **US D947,090 S**

(45) **Date of Patent:** **** Mar. 29, 2022**

- (54) **INSTRUMENT PANEL FOR AN AUTOMOBILE**
- (71) Applicants: **TOYOTA JIDOSHA KABUSHIKI KAISHA**, Toyota (JP); **SUBARU CORPORATION**, Shibuya-ku (JP)
- (72) Inventors: **William Luther Chergosky**, San Marcos, CA (US); **Yuka Kanazawa**, Nagoya (JP); **Kazuki Tanaka**, Okazaki (JP)
- (73) Assignees: **TOYOTA JIDOSHA KABUSHIKI KAISHA**; **SUBARU CORPORATION**

D791,664 S *	7/2017	Igarashi	D12/192
D801,245 S *	10/2017	Giolito	D12/192
D812,536 S *	3/2018	Matsuda	D12/192
D817,832 S *	5/2018	Maezono	D12/192
D837,117 S *	1/2019	Manzoni	D12/192
D847,058 S *	4/2019	Ohtake	D12/192
D853,918 S *	7/2019	Satou	D12/192
D858,390 S *	9/2019	Kato	D12/192
D863,162 S *	10/2019	Schneider	D12/192
D904,261 S *	12/2020	Hanaoka	D12/192
D908,075 S *	1/2021	Park	D12/415
D917,358 S *	4/2021	Matsuda	D12/192
D918,123 S *	5/2021	Manzoni	D12/415

(**) Term: **15 Years**

(21) Appl. No.: **29/732,325**

(22) Filed: **Apr. 23, 2020**

(30) **Foreign Application Priority Data**

Oct. 25, 2019 (JP) 2019-023772

(51) **LOC (13) Cl.** **12-16**

(52) **U.S. Cl.**
USPC **D12/192**

(58) **Field of Classification Search**
USPC D12/192, 415, 114, 345, 195; D15/17, D15/28
CPC B60H 1/34; B60H 1/3407; B60H 1/3414; B60H 1/3421; B60H 1/3428; B60H 1/3435; B60H 1/3442; B60H 1/345; B60H 1/3457; B60R 7/01; B60R 7/02; B60R 7/04; B60K 37/00
See application file for complete search history.

(56) **References Cited**

U.S. PATENT DOCUMENTS

D495,641 S *	9/2004	Nakajima	D12/192
D577,644 S *	9/2008	Wyszogrod	D12/192

* cited by examiner

Primary Examiner — Susan E Krakower

Assistant Examiner — Jerry Shiuhan-Hua Hsu

(74) *Attorney, Agent, or Firm* — Saidman DesignLaw Group, LLC

(57) **CLAIM**


The ornamental design for an instrument panel for an automobile, as shown and described.

DESCRIPTION

FIG. 1 is a perspective view of an instrument panel for an automobile showing our new design; FIG. 2 is a front view thereof; FIG. 3 is a rear view thereof; FIG. 4 is a right side view thereof; FIG. 5 is a left side view thereof; FIG. 6 is a top view thereof; and, FIG. 7 is a bottom view thereof.

The broken lines depict boundaries of the instrument panel for an automobile and form no part of the claimed design; the lightened portions within depict portions of the instrument panel for an automobile and form no part of the claimed design.

1 Claim, 7 Drawing Sheets






FIG. 1




FIG. 2




FIG. 3

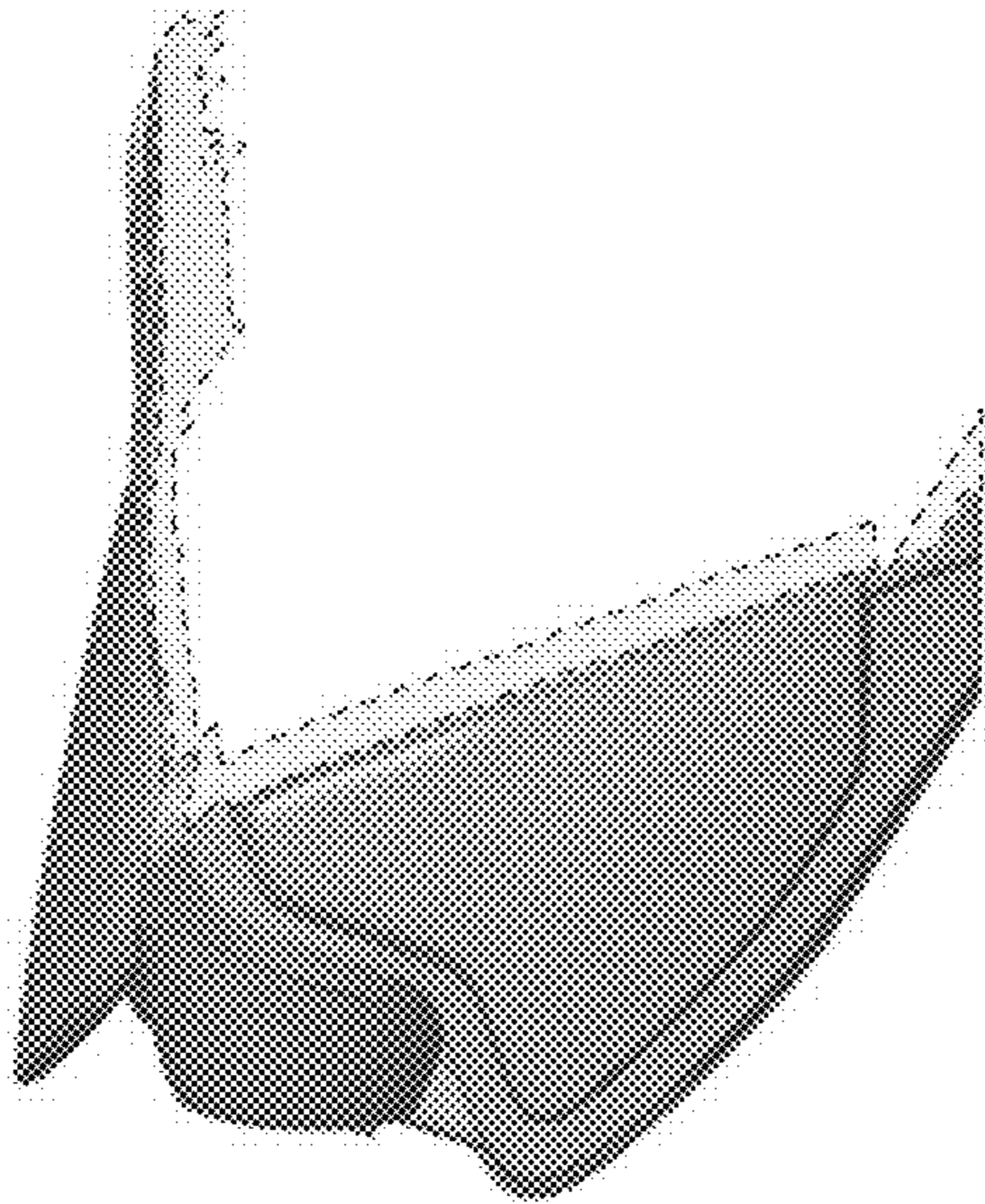


FIG. 4

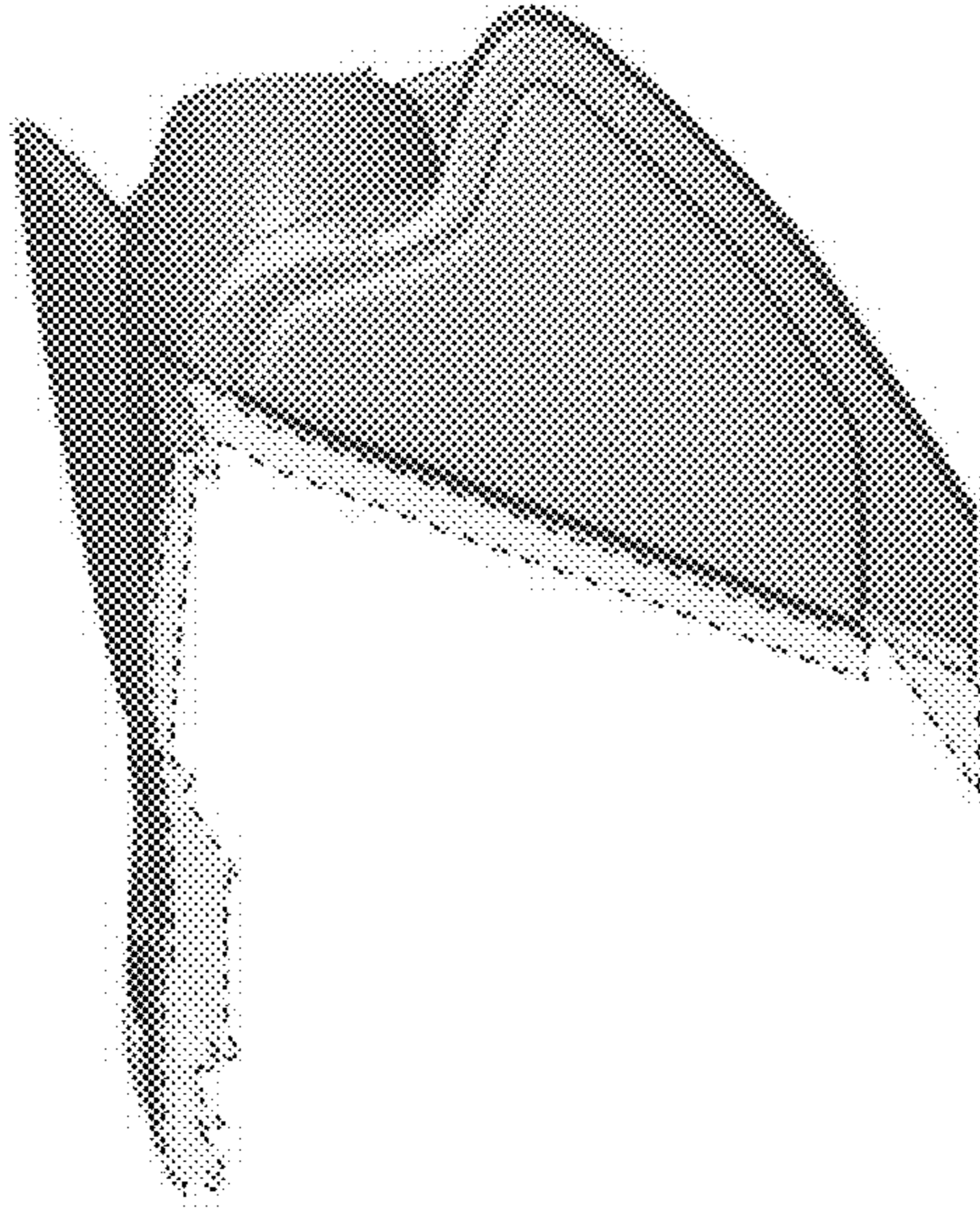


FIG. 5




FIG. 6

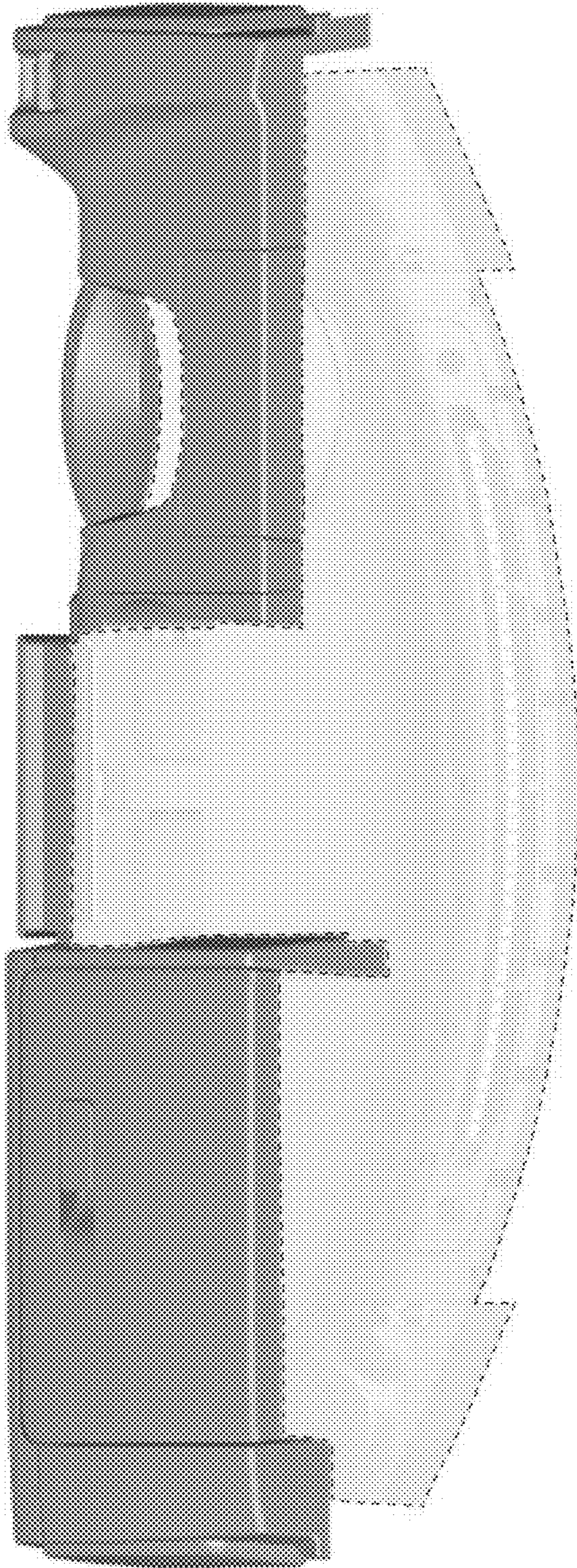


FIG. 7

UNITED STATES PATENT AND TRADEMARK OFFICE
CERTIFICATE OF CORRECTION

PATENT NO. : D947,090 S
APPLICATION NO. : 29/732325
DATED : March 29, 2022
INVENTOR(S) : Chergosky et al.

Page 1 of 1

It is certified that error appears in the above-identified patent and that said Letters Patent is hereby corrected as shown below:

On the Title Page

Item (56) References Cited

Please insert the following:

--OTHER PUBLICATIONS

netcarshow.com, TOYOTA S-FR Concept (2015), <https://www.netcarshow.com/toyota/2015-s-fr_concept/>, available as early as July 1, 2019.

netcarshow.com, Lotus Elise (2017), <https://www.netcarshow.com/lotus/2017-elise_cup_250/>, available as early as July 1, 2019.--

Signed and Sealed this
Twenty-fifth Day of October, 2022
Katherine Kelly Vidal

Katherine Kelly Vidal
Director of the United States Patent and Trademark Office