



US00D947089S

(12) **United States Design Patent**
Saporito

(10) **Patent No.:** **US D947,089 S**
(45) **Date of Patent:** **** Mar. 29, 2022**

- (54) **REAR WINDOW VALENCE**
- (71) Applicant: **Dare 2B Different Enterprises, Inc.**,
Rockledge, FL (US)
- (72) Inventor: **Stephen Saporito**, Rockledge, FL (US)
- (73) Assignee: **Dare 2B Different Enterprises, Inc.**,
Rockledge, FL (US)
- (**) Term: **15 Years**
- (21) Appl. No.: **29/763,127**
- (22) Filed: **Dec. 21, 2020**
- (51) **LOC (13) Cl.** **12-16**
- (52) **U.S. Cl.**
USPC **D12/183**
- (58) **Field of Classification Search**
USPC D12/183, 182, 190, 191, 401, 404
CPC B60J 3/0204; B60J 1/2002; B60J 1/2005;
B60J 1/20; B60J 3/0208; B60J 3/02
See application file for complete search history.

D750,259 S *	2/2016	Lau	D24/183
D756,868 S *	5/2016	Shu	D12/183
D757,618 S *	5/2016	Richardson	D12/183
D763,152 S	8/2016	Frascella	
D773,969 S *	12/2016	Akins	D12/183
D776,587 S *	1/2017	Nussbaumer	D12/183
D776,628 S	1/2017	Minale	
D778,794 S *	2/2017	Bouie	D12/183
D792,821 S	7/2017	Greger	
D793,308 S	8/2017	Lewis	
D797,622 S *	9/2017	Taylor	D12/183
D801,244 S	10/2017	Shu	
D807,264 S	1/2018	Henstridge	
D808,316 S	1/2018	Piscitelli et al.	
D825,419 S	8/2018	Saporito	
D843,283 S	3/2019	Saporito	
D843,902 S	3/2019	Saporito	
D843,903 S	3/2019	Saporito	
D904,254 S	12/2020	Saporito	
D910,515 S *	2/2021	Patel	D12/183
D920,198 S *	5/2021	Jia	D12/183

* cited by examiner

Primary Examiner — Katrina A Betton
(74) *Attorney, Agent, or Firm* — Brian S. Steinberger;
Hilary F. Steinberger; Law Offices of Brian S.
Steinberger, P.A.

(56) **References Cited**
U.S. PATENT DOCUMENTS

D504,854 S	5/2005	Hicks	
D556,104 S	1/2007	Saporito	
D548,657 S	8/2007	Eskandry	
D556,022 S	11/2007	Henry	
D559,161 S	1/2008	Leal	
D607,392 S	1/2010	Shymkiw	
D659,059 S	5/2012	Elmitt	
D695,170 S	12/2013	Eskandry	
D711,303 S	8/2014	Kang-Morales	
D713,770 S	9/2014	Molinari et al.	
D717,222 S	11/2014	Waterman et al.	
D725,560 S *	3/2015	Mays	D12/183
D733,020 S *	6/2015	Queen	D12/183
D735,628 S *	8/2015	Eskandry	D12/183
D748,547 S	2/2016	Battams	


(57) **CLAIM**

The ornamental design for a rear window valence, as shown and described.

DESCRIPTION

FIG. 1 is an upper front perspective view of the rear window valence.
FIG. 2 is a top view of the rear window valence of FIG. 1.
FIG. 3 is a right side view of the rear window valence of FIG. 1; and,
FIG. 4 is a front end view of the rear window valence of FIG. 1.

1 Claim, 4 Drawing Sheets






FIGURE 1




FIGURE 2

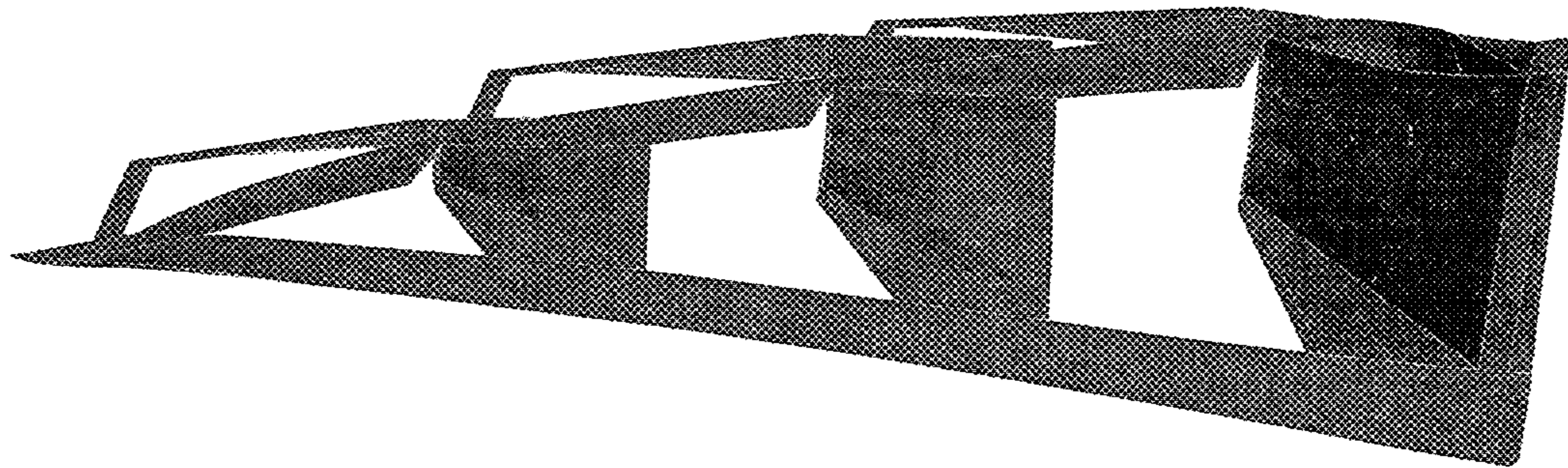


FIGURE 3

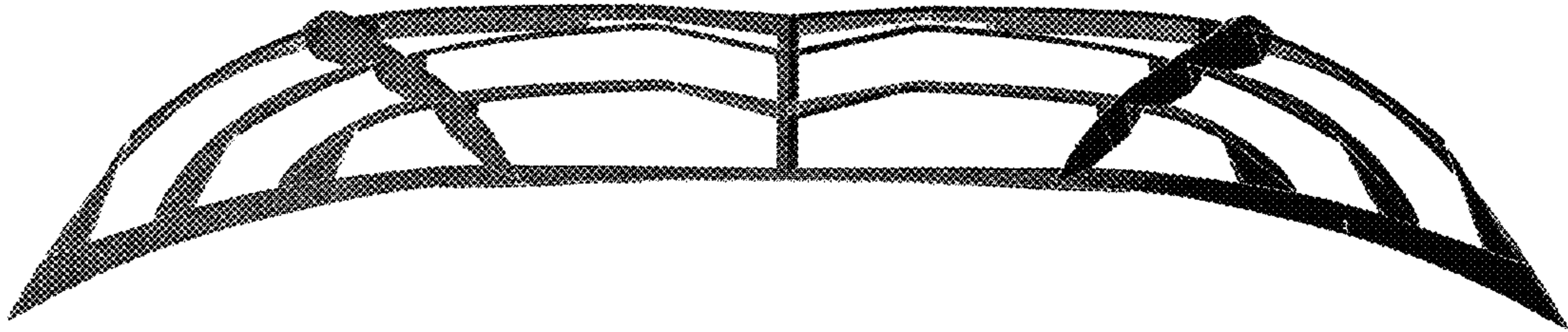


FIGURE 4