



US00D947069S

(12) **United States Design Patent**
Weiser

(10) **Patent No.:** **US D947,069 S**
(45) **Date of Patent:** **** Mar. 29, 2022**

- (54) **ANGEL NOVELTY**
- (71) Applicant: **Exhart Environmental Systems, Inc.**,
Chatsworth, CA (US)
- (72) Inventor: **Margaret Weiser**, Chatsworth, CA
(US)
- (73) Assignee: **EXHART ENVIRONMENTAL
SYSTEMS, INC.**, Chatsworth, CA
(US)
- (**) Term: **15 Years**
- (21) Appl. No.: **29/734,152**
- (22) Filed: **May 8, 2020**
- (51) **LOC (13) Cl.** **11-02**
- (52) **U.S. Cl.**
USPC **D11/160; D11/162**
- (58) **Field of Classification Search**
USPC D11/205, 224, 240, 53, 83, 44, 101, 128,
D11/136, 137, 150, 160, 162, 184;
D26/99, 126, 156, 57; D7/675, 676
See application file for complete search history.

- D397,957 S * 9/1998 Lee D11/121
- D398,258 S * 9/1998 Lee D11/121
- D527,677 S * 9/2006 Cavness D11/157
- D567,690 S * 4/2008 Priestly D10/106.4
- D602,183 S * 10/2009 Wiese-Martin D26/25
- D654,327 S * 2/2012 Mills D7/675
- D851,403 S * 6/2019 Stone D3/318
- D896,692 S * 9/2020 Yuan D11/162
- D911,216 S * 2/2021 Yuan D11/162
- D918,085 S * 5/2021 Lee D11/157

* cited by examiner

Primary Examiner — W. A. Teddy Falloway
(74) *Attorney, Agent, or Firm* — Cislo & Thomas, LLP

(57) **CLAIM**

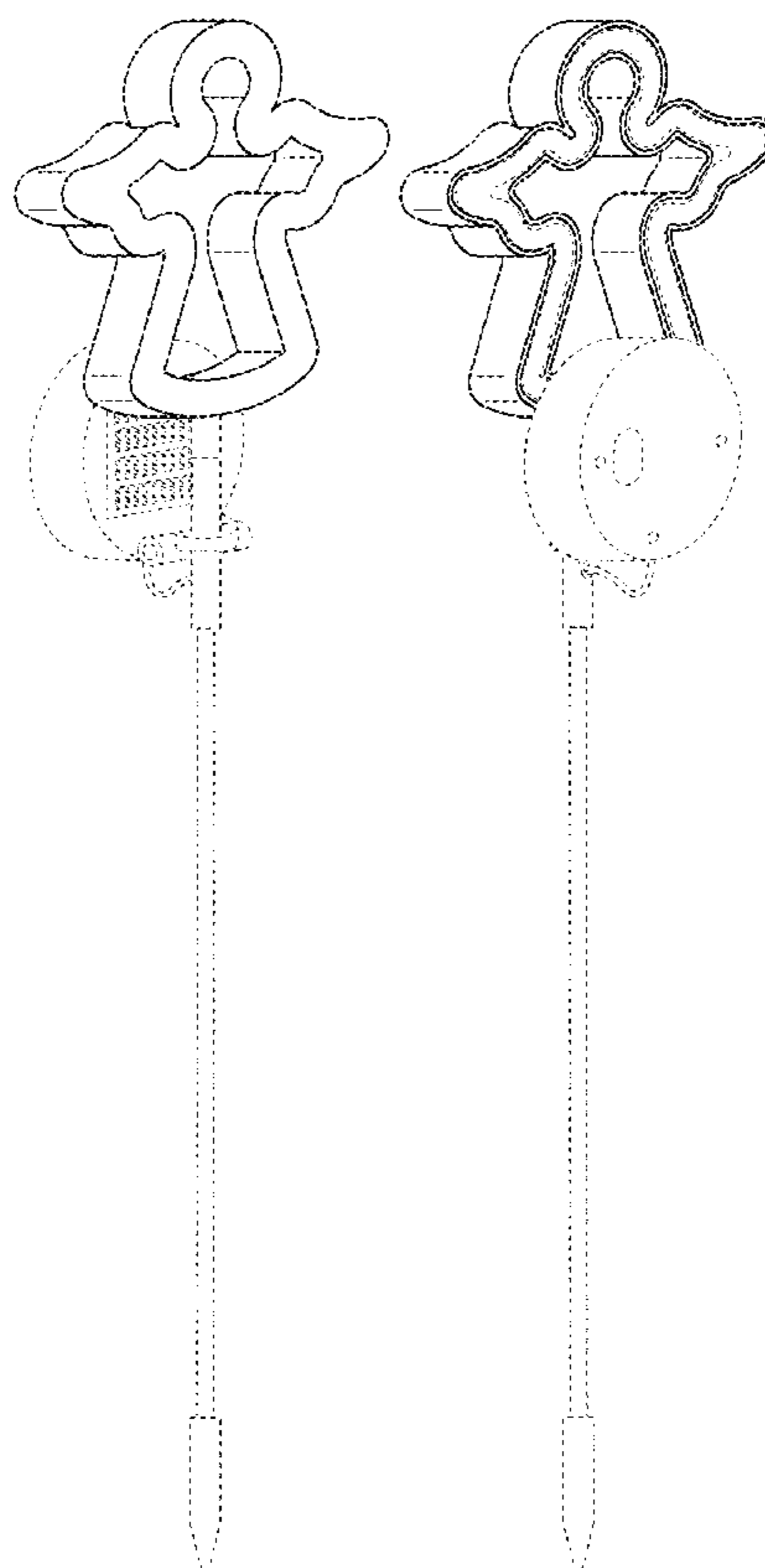
The ornamental design for an angel novelty, as shown and described.

DESCRIPTION

FIG. 1 is a front perspective view of my angel novelty;
FIG. 2 is a rear perspective view thereof;
FIG. 3 is a front plan view thereof;
FIG. 4 is a rear plan view thereof;
FIG. 5 is a left side elevation view thereof;
FIG. 6 is a right side elevation view thereof;
FIG. 7 is a top plan view thereof; and,
FIG. 8 is a bottom plan view thereof.
The broken lines are for environmental purposes only and form no part of the claimed design.

1 Claim, 6 Drawing Sheets

- (56) **References Cited**
U.S. PATENT DOCUMENTS
2,863,416 A * 12/1958 Frankel B60Q 7/005
116/63 R
D397,956 S * 9/1998 Lee D11/117



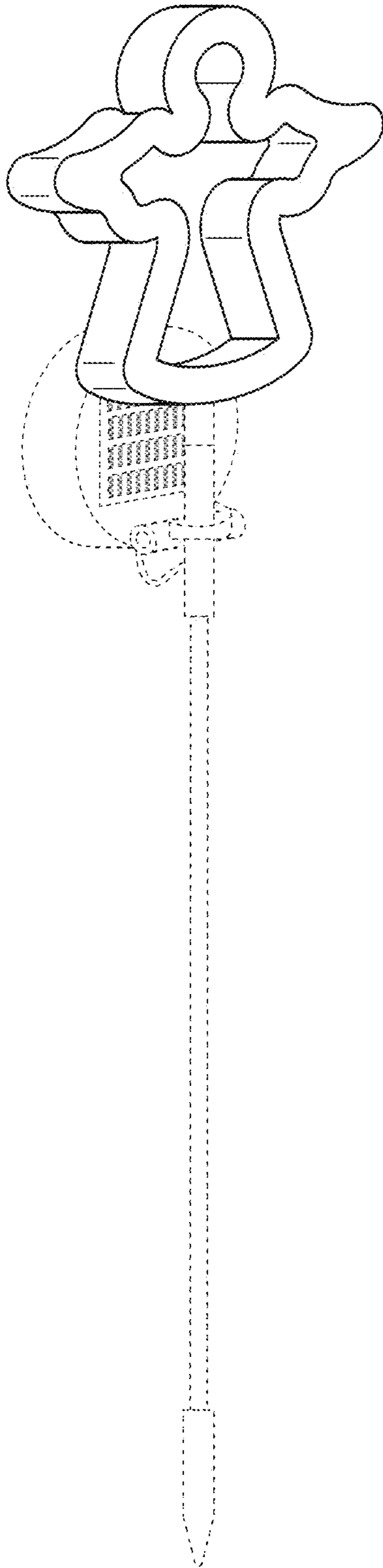


Fig. 1

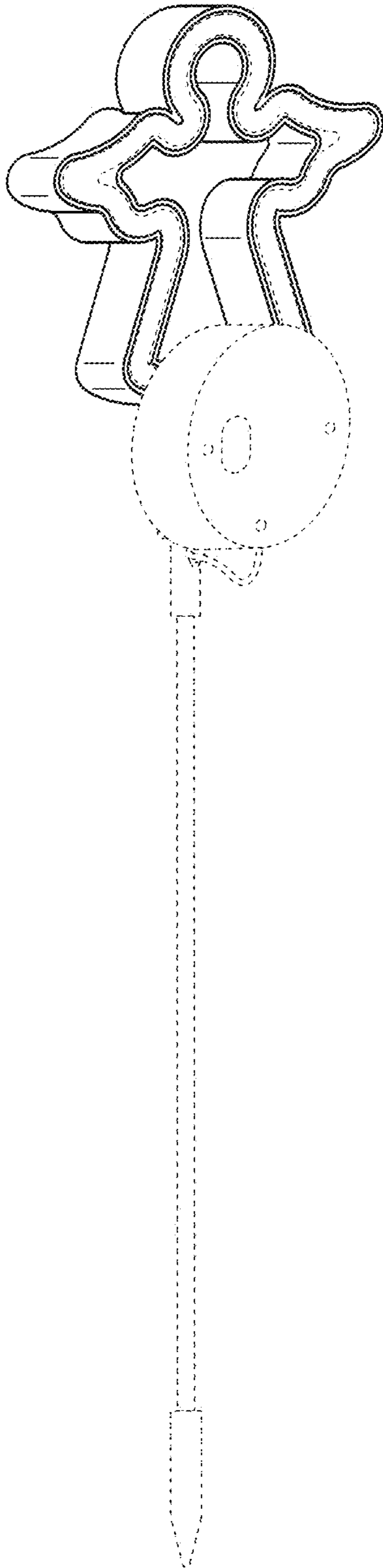


Fig. 2

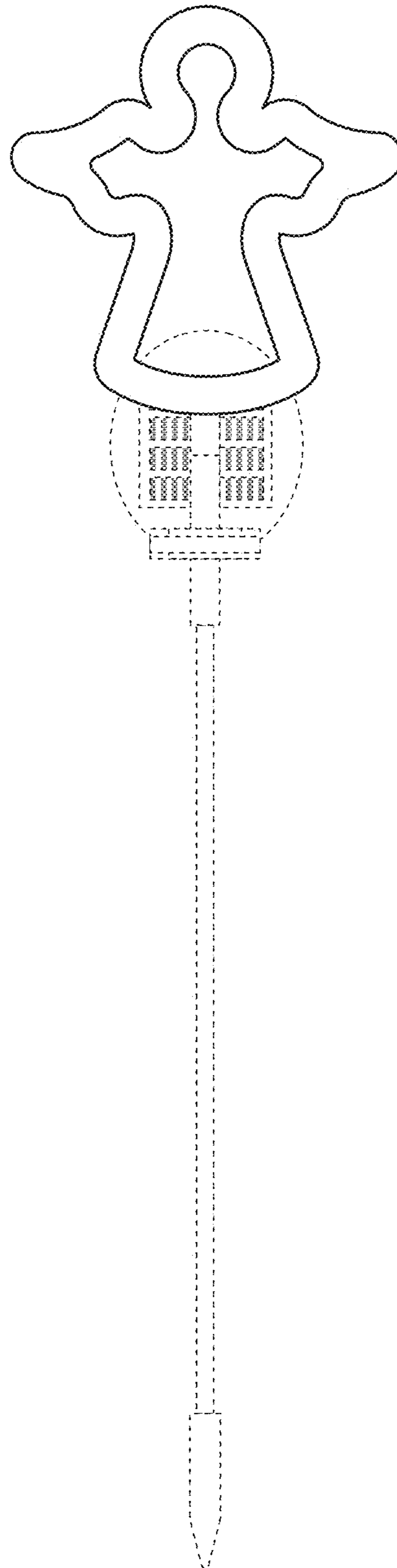


Fig. 3

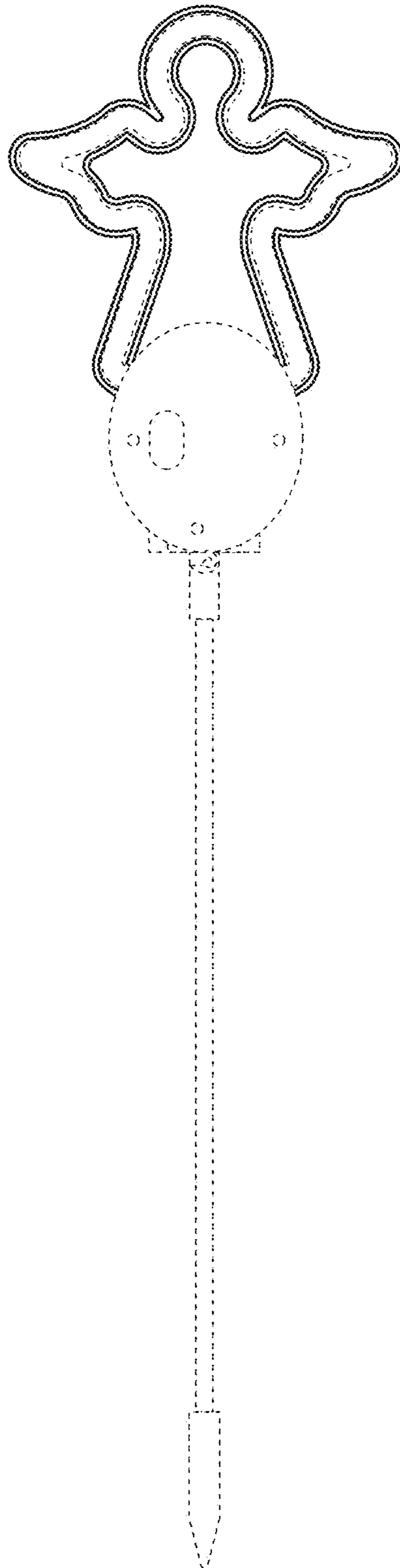


Fig. 4

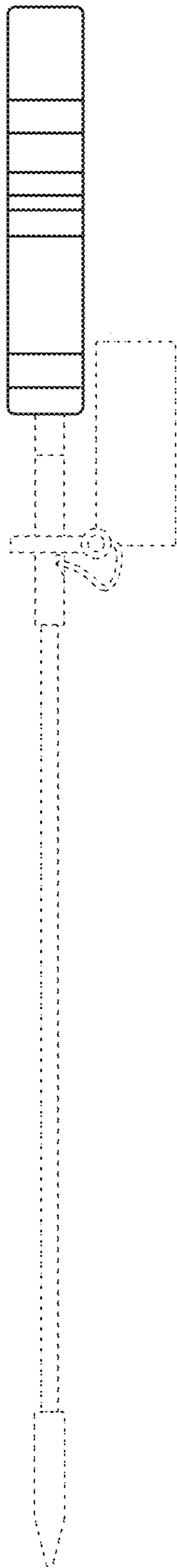


Fig. 5

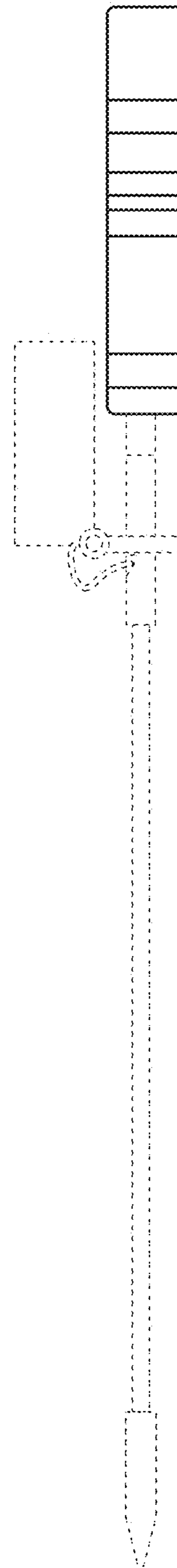


Fig. 6

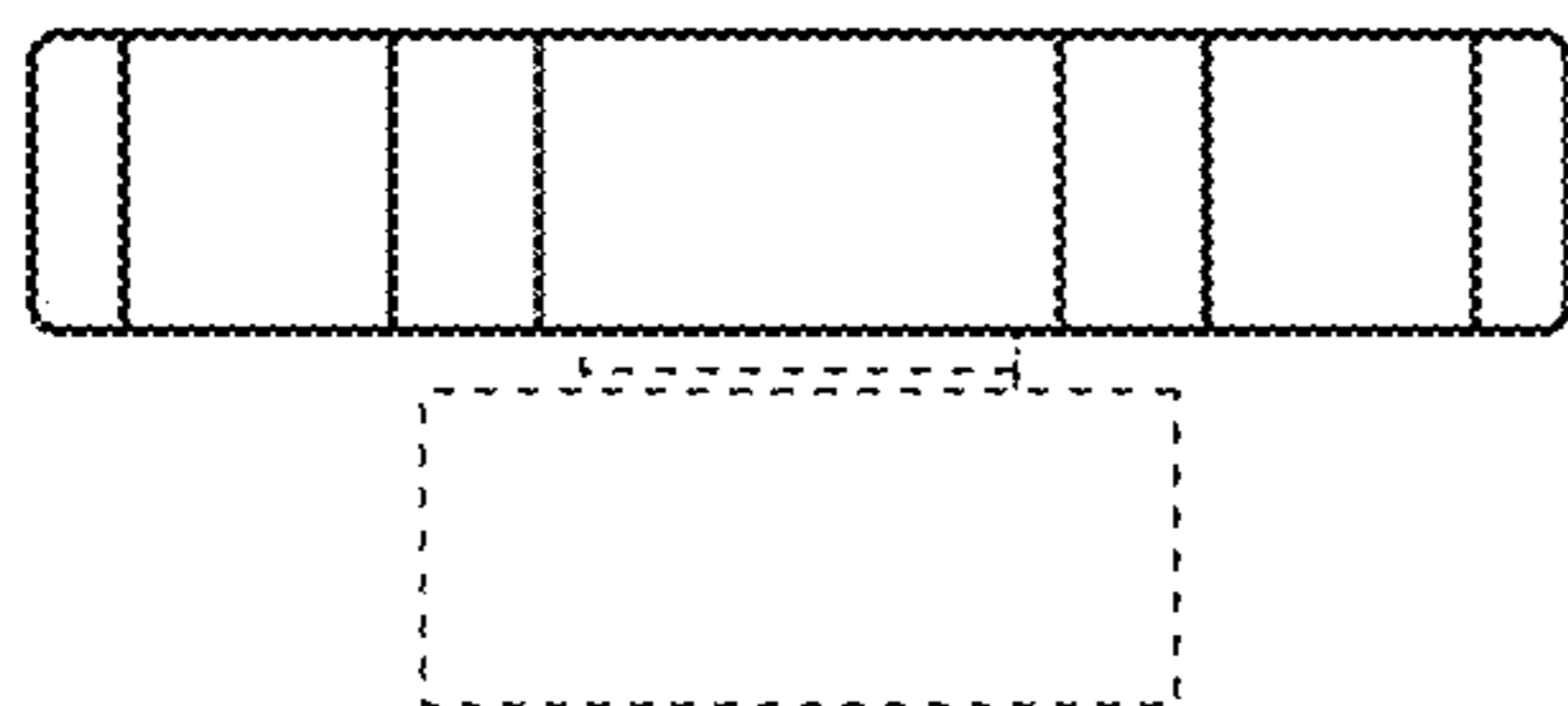


Fig. 7

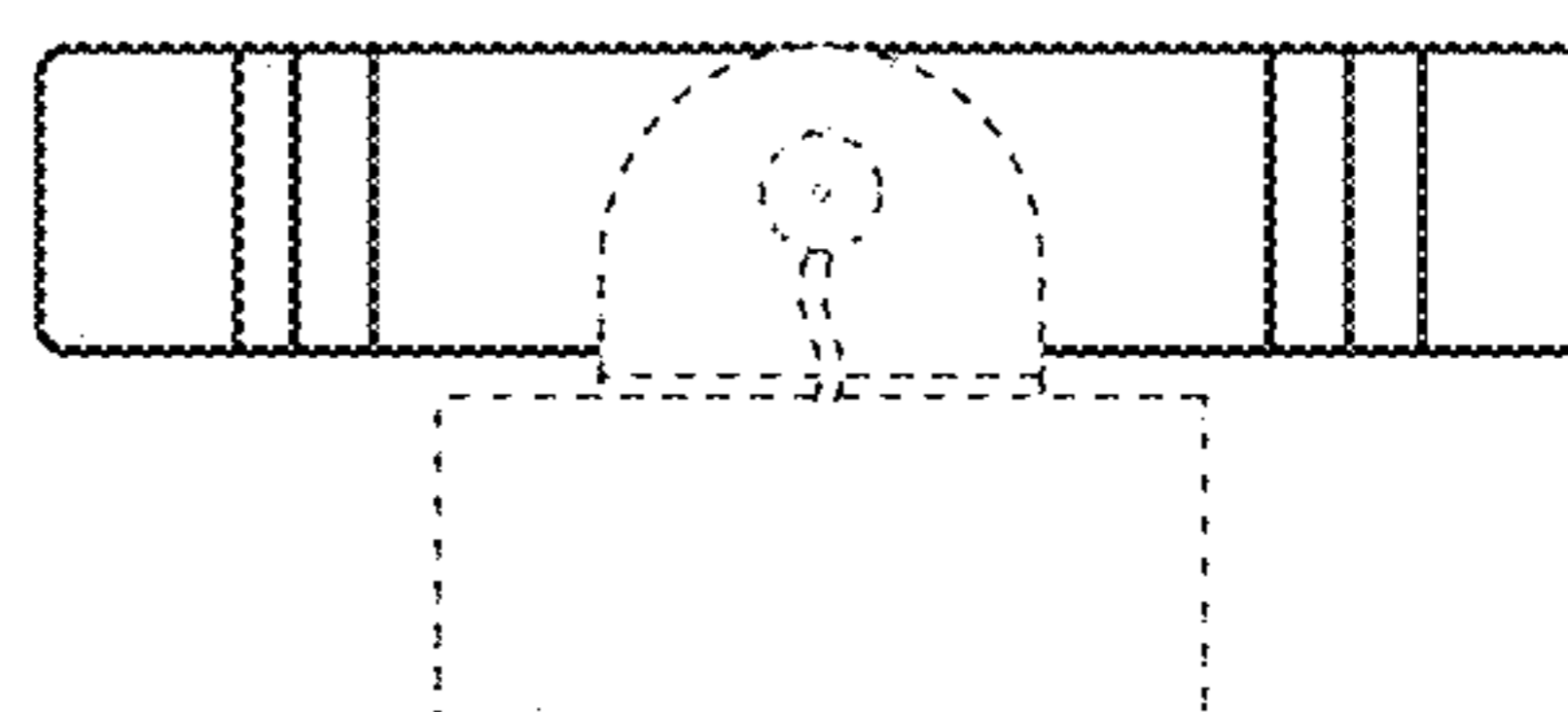


Fig. 8