



US00D947037S

(12) **United States Design Patent**  
**Dlouhy**

(10) **Patent No.:** **US D947,037 S**  
(45) **Date of Patent:** **\*\* Mar. 29, 2022**

(54) **BOTTLE WITH PROMOTIONAL OBJECT**

FOREIGN PATENT DOCUMENTS

- (71) Applicant: **SD-IP LIMITED**, Nicosia (CY)
- (72) Inventor: **Pavel Dlouhy**, Nicosia (CY)
- (73) Assignee: **SD-IP LIMITED**, Nicosia (CY)

EM	000601638-0001	6/2006
EM	001034961	6/2008
EM	006810362-0001	3/2019
EM	006887188-0001	9/2019

(\*\*) Term: **15 Years**

\* cited by examiner

(21) Appl. No.: **29/750,159**

*Primary Examiner* — Lauren R Calve  
(74) *Attorney, Agent, or Firm* — Troutman Pepper  
Hamilton Sanders LLP; Ryan A. Schneider

(22) Filed: **Sep. 11, 2020**

(57) **CLAIM**

(51) **LOC (13) Cl.** ..... **09-03**

The ornamental design for a bottle with promotional object,  
as shown and described.

(52) **U.S. Cl.**

USPC ..... **D9/719**

(58) **Field of Classification Search**

**DESCRIPTION**

USPC ..... D9/516, 517, 548, 550, 559, 563, 564,  
D9/668, 682, 719; D28/91.1; D11/220  
CPC ..... Y10T 24/4605; Y10T 24/3467; B65D  
23/102; B65D 2501/0081; B65D 23/14;  
B65D 25/54

The file of this patent contains at least one drawing executed  
in color. Copies of this patent with color drawings will be  
provided by the Office upon request and payment of the  
necessary fee.

See application file for complete search history.


FIG. 1 is a perspective view of my new design for a bottle  
with promotional object;  
FIG. 2 is a front elevation view thereof;  
FIG. 3 is a rear elevation view thereof;  
FIG. 4 is a side elevation view thereof;  
FIG. 5 is the other side elevation view thereof;  
FIG. 6 is a top plan view thereof; and  
FIG. 7 is a bottom plan view thereof;  
FIG. 8 is a perspective view of another exemplary embodi-  
ment of my new design for a bottle with promotional object;  
FIG. 9 is a front elevation view thereof;  
FIG. 10 is a rear elevation view thereof;  
FIG. 11 is a side elevation view thereof;  
FIG. 12 is the other side elevation view thereof;  
FIG. 13 is a top plan view thereof; and,  
FIG. 14 is a bottom plan view thereof.


(56) **References Cited**

U.S. PATENT DOCUMENTS


D440,870 S *	4/2001	Gonda	.....	D9/516
D480,649 S *	10/2003	Lim	.....	D9/530
D550,097 S *	9/2007	Lepoitevin	.....	D9/551
D630,520 S *	1/2011	Yu	.....	D9/668
8,100,278 B2	1/2012	Dlouhy		
9,789,998 B2 *	10/2017	Cukman	.....	B65D 1/023
D911,187 S *	2/2021	Venables	.....	D9/719
D932,310 S *	10/2021	Hainaut	.....	D9/551
2004/0226904 A1 *	11/2004	Schroeder	.....	B65D 21/0231 215/6
2008/0035602 A1 *	2/2008	Gooden	.....	B65D 51/00 215/383
2008/0230504 A1 *	9/2008	Nowzari	.....	B65D 1/04 215/6
2010/0006534 A1 *	1/2010	Dlouhy	.....	B65D 23/12 215/383

**1 Claim, 14 Drawing Sheets**  
**(7 of 14 Drawing Sheet(s) Filed in Color)**







**FIG. 1**




**FIG. 2**



**FIG. 3**



**FIG. 4**



**FIG. 5**




**FIG. 6**




**FIG. 7**







**FIG. 8**




**FIG. 9**



**FIG. 10**



**FIG. 11**



**FIG. 12**



**FIG. 13**



**FIG. 14**