



US00D947036S

(12) **United States Design Patent**
Johansson

(10) **Patent No.:** **US D947,036 S**
(45) **Date of Patent:** **** Mar. 29, 2022**

(54) **IMPLANT PACKAGE**

(71) Applicant: **DENTSPLY SIRONA Inc.**, York, PA
(US)

(72) Inventor: **Henrik Johansson**, Partille (SE)

(73) Assignee: **DENTSPLY SIRONA Inc.**, York, PA
(US)

(**) Term: **15 Years**

(21) Appl. No.: **29/785,093**

(22) Filed: **May 24, 2021**

Related U.S. Application Data

(60) Continuation of application No. 29/756,748, filed on Oct. 30, 2020, now abandoned, which is a
(Continued)

(30) **Foreign Application Priority Data**

Aug. 24, 2012 (EM) 002092163

(51) **LOC (13) Cl.** **09-03**

(52) **U.S. Cl.**
USPC **D9/718; D9/715; D9/730**

(58) **Field of Classification Search**
USPC D9/414, 418, 424, 423, 430, 715, 782;
D24/108, 121, 152, 155, 156, 176;
206/63.5, 210, 216, 338, 399, 363,
206/461-471, 438, 581, 736, 738, 756,
206/769

CPC A61B 19/026; A61B 19/0256; A61B
19/0287; A61B 19/081; A61B 10/0096;
A61B 2019/0265; A61B 19/02; A61B
17/06114; A61B 2017/0688; A61B
17/06061; A61B 17/1222; A61B
2017/0023; A61B 17/06161; A61B 19/26;
A61B 2017/0479; A61B 17/00234; A61B
2019/5487; A61B 17/06128; A61B
17/12013; A61B 17/3468; A61B 2560/04;

A61B 17/06119; A61B 17/17; A61L 2/26;
A61L 2202/182; B65D 75/366; B65D
5/4204; B65D 2201/00; B65D 75/32665;
B65D 85/00; B65D 75/322; B65D
2207/00; B65D 77/24; B65D 81/36;
B65D

(Continued)

(56) **References Cited**

U.S. PATENT DOCUMENTS

2,413,858 A * 1/1947 Borgeat A61M 5/002
134/170

D283,479 S 4/1986 Swett

(Continued)

Primary Examiner — Lauren R Calve

(74) *Attorney, Agent, or Firm* — Dentsply Sirona Inc.

(57) **CLAIM**

The ornamental design for an implant package, as shown an described.

DESCRIPTION

FIG. 1 is a perspective view of an implant package of the present invention;

FIG. 2 is a left side view of the implant package shown in FIG. 1;

FIG. 3 is a rear view of the implant package shown in FIG. 1;

FIG. 4 is a front view of the implant package shown in FIG. 1;

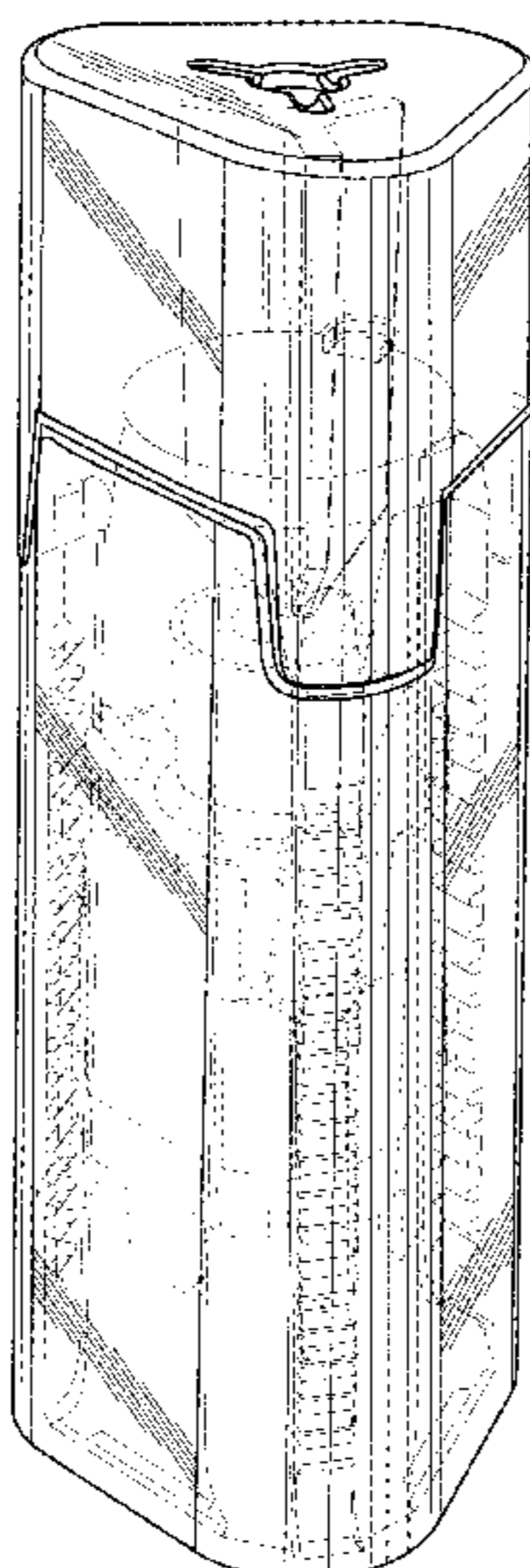
FIG. 5 is a right side view of the implant package shown in FIG. 1;

FIG. 6 is a top plan view of the implant package shown in FIG. 1; and,

FIG. 7 is a bottom plan view of the implant package shown in FIG. 1.

The broken lines shown represent unclaimed subject matter and form no part of the claimed.

1 Claim, 6 Drawing Sheets



Related U.S. Application Data

continuation of application No. 29/730,116, filed on Apr. 1, 2020, now abandoned, which is a continuation of application No. 29/696,075, filed on Jun. 25, 2019, now abandoned, which is a continuation of application No. 29/655,865, filed on Jul. 9, 2018, now abandoned, which is a continuation of application No. 29/570,930, filed on Jul. 13, 2016, now abandoned, which is a continuation of application No. 29/491,915, filed on May 27, 2014, now abandoned, which is a division of application No. 29/446,308, filed on Feb. 22, 2013, now Pat. No. Des. 724,956.

(58) **Field of Classification Search**

CPC . 2543/00296; B65D 1/36; B65D 2543/00194; B65D 83/00; B65D 2575/362; B65D 25/54; B65D 75/522; B65D 85/20; B65D 21/0204; B65D 2251/1033; B65D 77/26

See application file for complete search history.

(56)

References Cited

U.S. PATENT DOCUMENTS

5,690,211	A	11/1997	Jao	
D444,061	S *	6/2001	Dardashti	D6/629
D539,135	S *	3/2007	Blasko	D9/424
D551,561	S *	9/2007	Bieger	D9/561
D578,384	S *	10/2008	Kotler	D9/418
D617,554	S *	6/2010	Raile	D3/263
D654,374	S *	2/2012	Lauder	D9/715
D677,047	S *	3/2013	Watson	D3/203.5
D696,936	S *	1/2014	Radau	D9/418
D724,956	S *	3/2015	Johansson	D9/715
9,700,397	B2 *	7/2017	Tsai	A61F 2/0095
2004/0112781	A1	6/2004	Hofverberg	

* cited by examiner

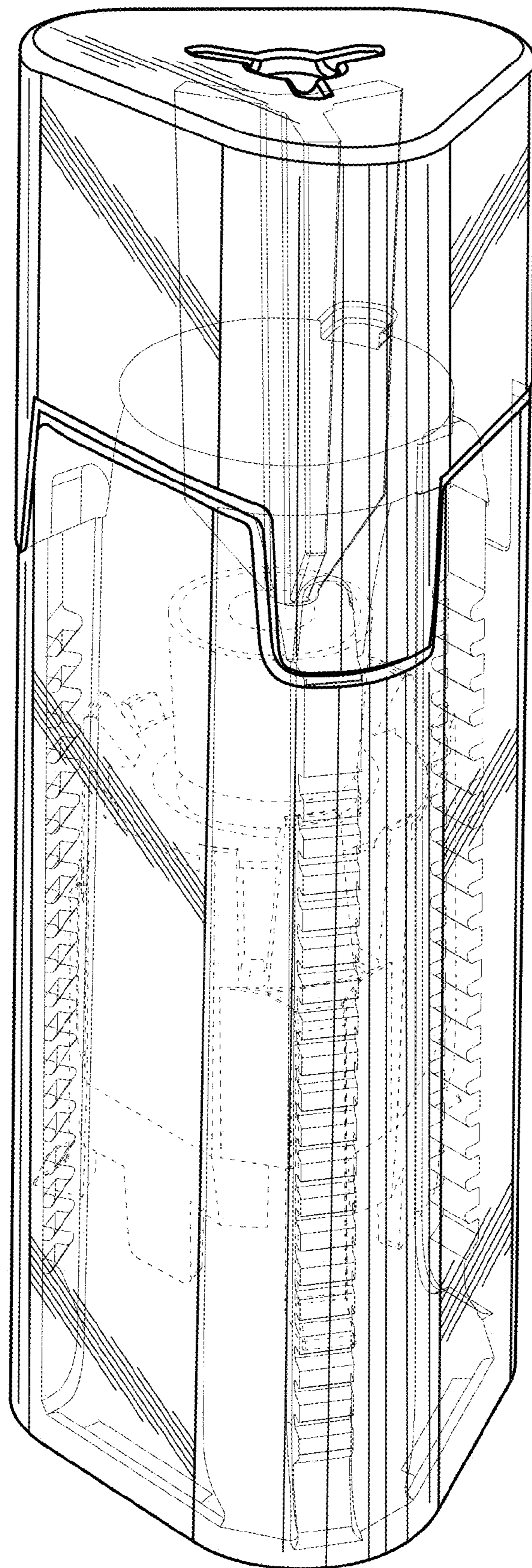


FIG. 1

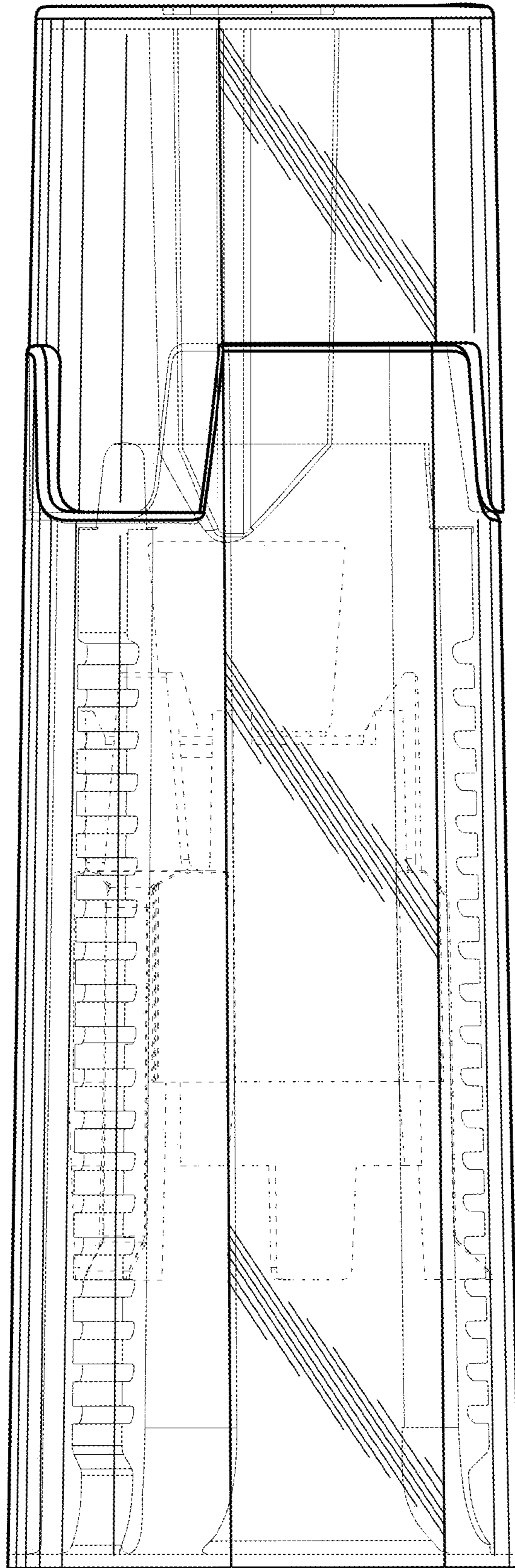


FIG. 2

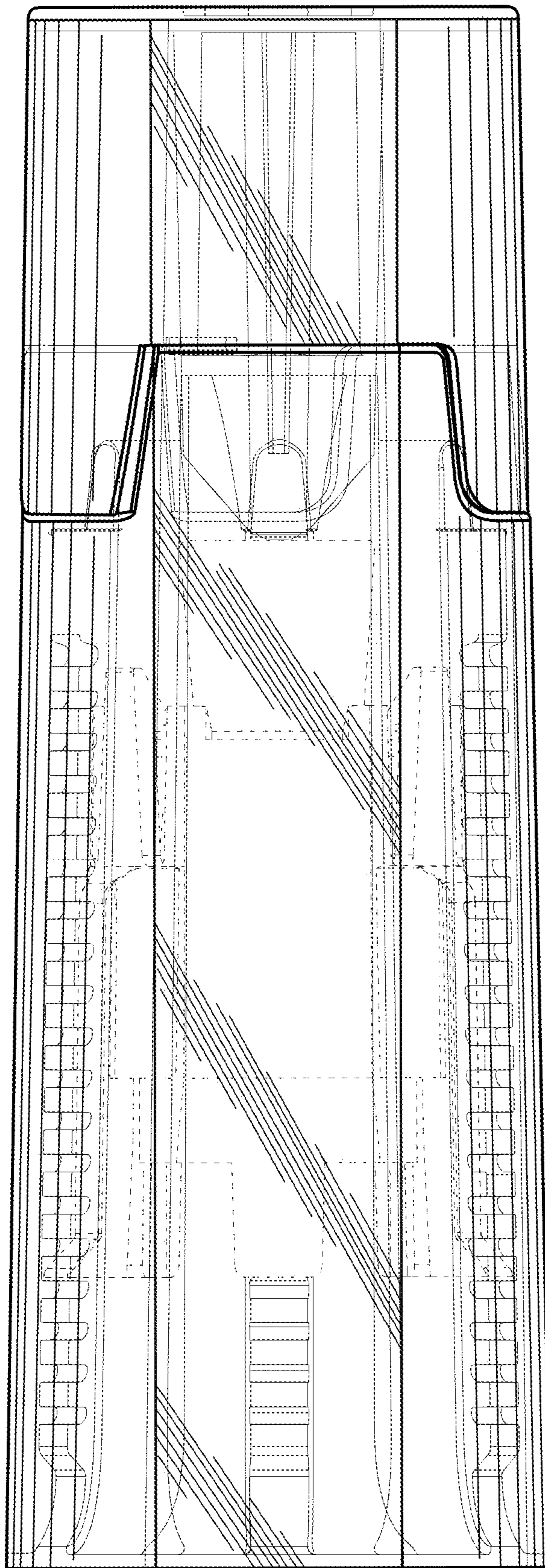


FIG. 3

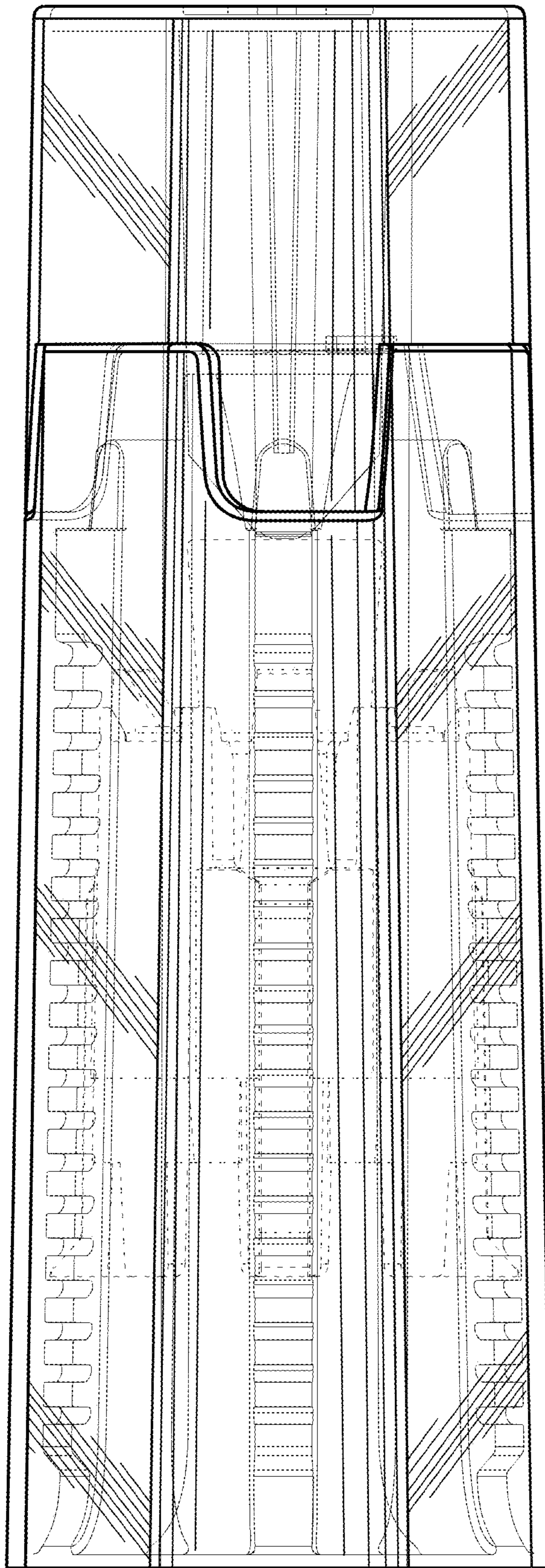


FIG. 4

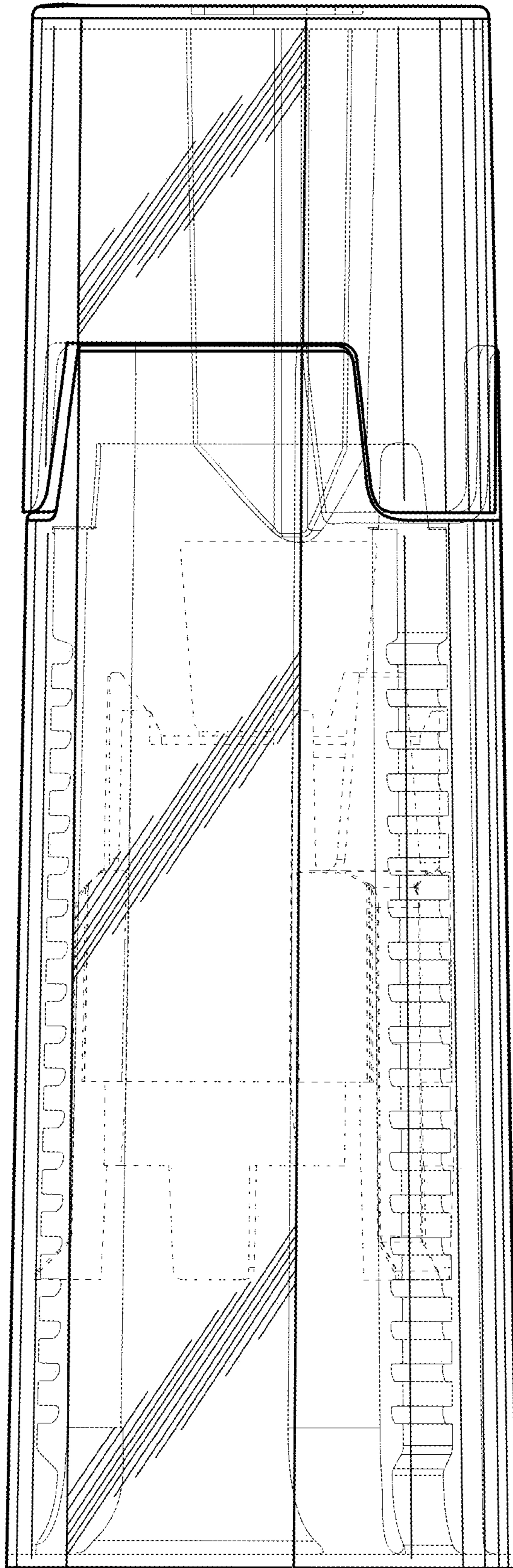


FIG. 5

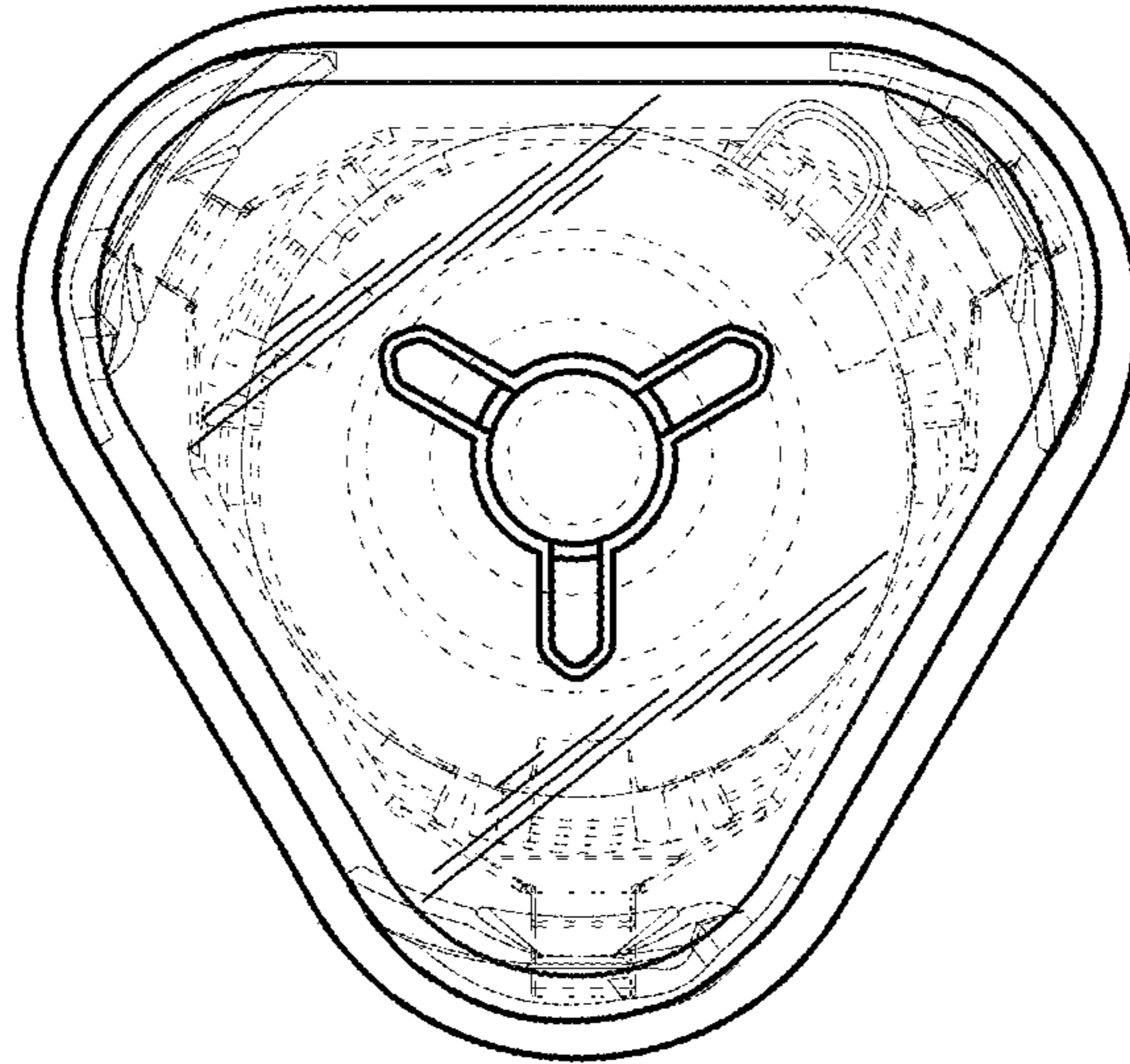


FIG. 6

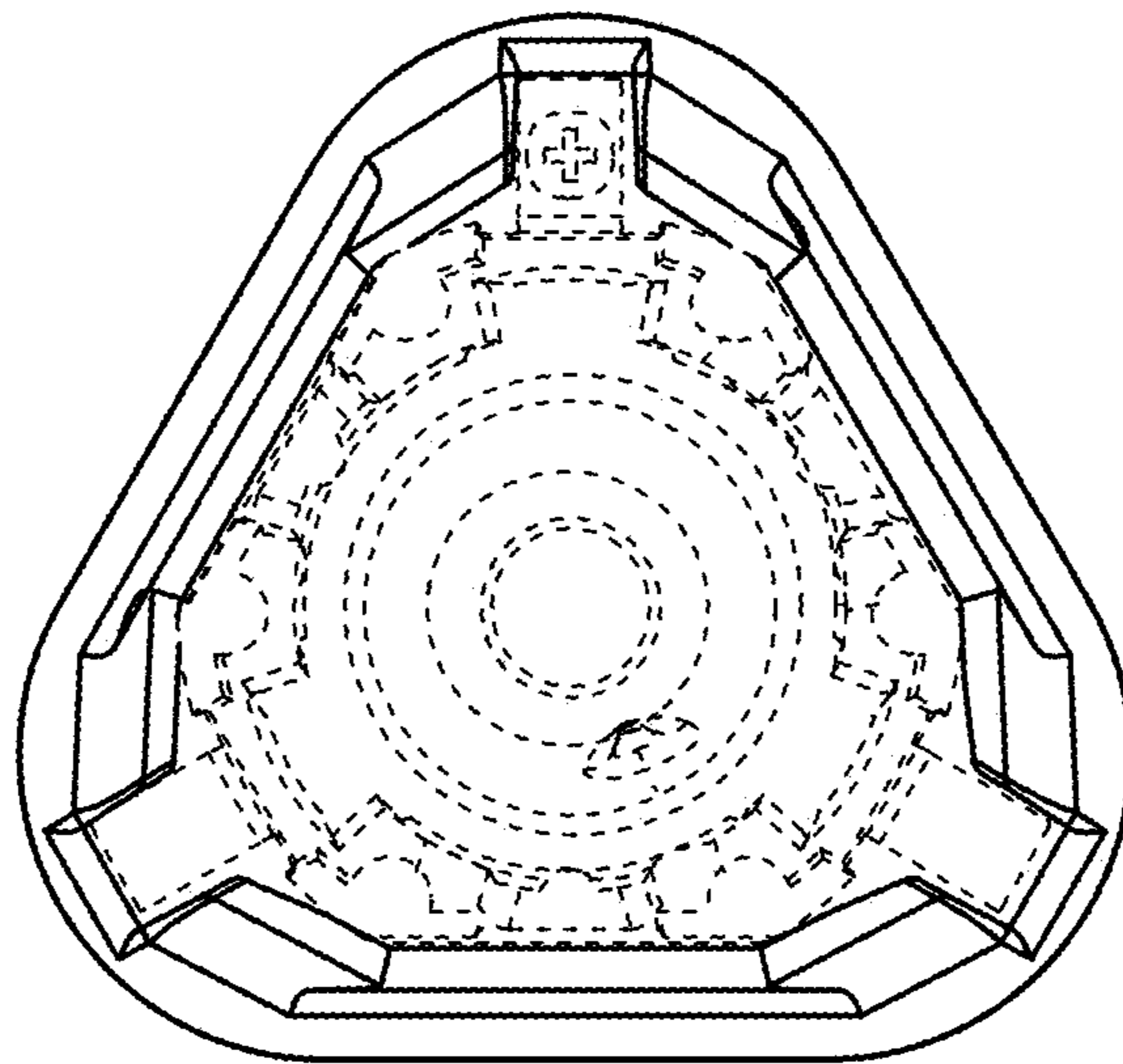


FIG. 7