



US00D947021S

(12) **United States Design Patent**
Garthaffner

(10) **Patent No.:** **US D947,021 S**

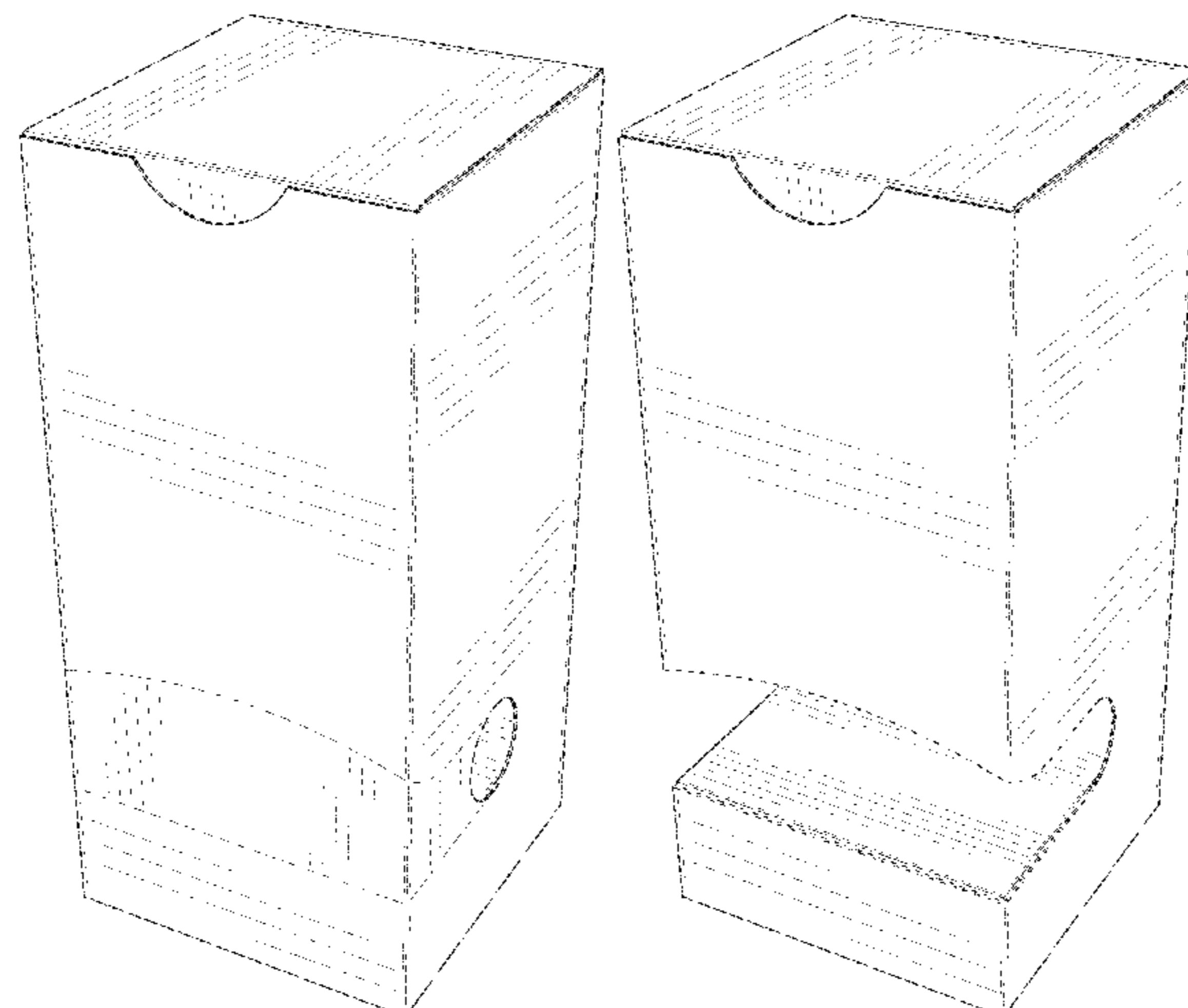
(45) **Date of Patent:** **** Mar. 29, 2022**

- (54) **CARTON/DISPENSER PACKAGE**
- (71) Applicant: **Altria Client Services LLC**,
Richmond, VA (US)
- (72) Inventor: **Travis Garthaffner**, Richmond, VA
(US)
- (73) Assignee: **Altria Client Services LLC**,
Richmond, VA (US)
- (**) Term: **15 Years**
- (21) Appl. No.: **29/691,645**
- (22) Filed: **May 17, 2019**
- (51) **LOC (13) Cl.** **09-03**
- (52) **U.S. Cl.**
USPC **D9/432; D9/418; D9/416**
- (58) **Field of Classification Search**
USPC D9/414-423, 430-433, 434, 455, 456,
D9/721-722, 737, 756, 758, 759, 760
CPC ... B65D 5/00; B65D 5/02; B65D 5/18; B65D
5/20
See application file for complete search history.

3,450,308 A	6/1969	Schoenefeld	
D224,692 S	8/1972	Gray	
D249,764 S *	10/1978	Burklacich	D6/517
4,170,914 A *	10/1979	Carrier	B65D 83/0864 206/38
4,306,666 A	12/1981	Trammell, Sr.	
4,405,044 A	9/1983	Flower et al.	
4,566,607 A	1/1986	Smith	
4,739,922 A	4/1988	Zimmermann	
4,752,029 A	6/1988	Buford	
D308,146 S	5/1990	Speaker	
D309,262 S *	7/1990	Coiner	D9/418
D321,134 S	10/1991	Toinet	
D321,647 S	11/1991	Oldorf	
D333,781 S *	3/1993	Kobel	D30/124
5,249,737 A	10/1993	Fritz et al.	
5,370,220 A	12/1994	Wang	
5,425,474 A	6/1995	Dalea et al.	
5,443,204 A	8/1995	O'Donnell et al.	
5,458,272 A	10/1995	Ward-Weber	
D381,850 S	8/1997	Alig et al.	
D400,095 S	10/1998	Uebele	
5,836,478 A *	11/1998	Weiss	B65D 5/725 221/309
D403,576 S	1/1999	Weiss	
6,050,402 A	4/2000	Walter	
D425,415 S	5/2000	Kumakura	
6,062,424 A	5/2000	Simile-Gravina et al.	
D429,462 S	8/2000	Kumakura et al.	
D430,437 S	9/2000	Shimbo et al.	
D431,931 S	10/2000	Sicignano, III	
6,176,419 B1	1/2001	Holley, Jr.	
6,216,944 B1	4/2001	Maglione	
6,237,757 B1	5/2001	Alpern et al.	
6,598,737 B2	7/2003	Rudnick	
D482,914 S	12/2003	Prasad	
6,851,553 B2	2/2005	Venable et al.	
D502,621 S	3/2005	Ho	
6,874,678 B2	4/2005	Prokosch et al.	
6,902,062 B1	6/2005	Kumakura et al.	
6,929,172 B2	8/2005	Bates et al.	
D509,689 S	9/2005	Ho	
7,073,665 B2	7/2006	Auclair et al.	
D528,434 S	9/2006	Wolpow	
7,134,593 B2	11/2006	Harrelson	
D533,464 S	12/2006	Wolpow	
D537,734 S	3/2007	Wolpow	
7,195,118 B2	3/2007	Sutherland	
D543,400 S	5/2007	Ho	
D545,098 S	6/2007	Wolfson	
7,284,662 B2	10/2007	DeBusk et al.	
7,328,798 B2	2/2008	Auclair et al.	
7,331,509 B2	2/2008	Bates et al.	

(56) **References Cited**
U.S. PATENT DOCUMENTS

271,177 A *	1/1883	White	B65D 33/001 221/26
1,764,468 A	6/1930	Pratt	
2,072,695 A	3/1937	Wellman	
D120,649 S	5/1940	Novak	
2,299,027 A	10/1942	Novak	
D162,809 S	4/1951	Gay	
2,729,326 A	1/1956	Stadnyk	
2,771,988 A	11/1956	Sweeney	
2,875,938 A	3/1959	Bramhill	
2,886,232 A	5/1959	Leone	
3,164,298 A	1/1965	Repko	
3,204,762 A	9/1965	Shanok et al.	
3,263,861 A	8/1966	Carr	
3,265,283 A	8/1966	Farquhar	
3,278,080 A	10/1966	Luco	
3,306,437 A	2/1967	Nelson	
3,356,279 A	12/1967	Root	



7,357,254	B2	4/2008	Auclair et al.	
D570,210	S *	6/2008	McGrath	D9/418
D572,955	S	7/2008	Barcena Zafra	
7,413,101	B2	8/2008	Smalley et al.	
D576,824	S	9/2008	Eksrom	
7,604,157	B2	10/2009	Zammit et al.	
D604,602	S *	11/2009	Kohno	D9/418
7,648,048	B2	1/2010	Smith	
7,658,317	B2	2/2010	Wilkins	
7,703,665	B2	4/2010	McGowan	
7,721,889	B2	5/2010	Sutherland	
7,743,972	B2	6/2010	Fogle	
7,762,451	B2	7/2010	Harrelson	
D643,747	S *	8/2011	Rye	D9/721
7,992,765	B2	8/2011	Brand	
8,162,206	B2	4/2012	Harrelson	
8,720,743	B2	5/2014	Smalley et al.	
D706,129	S *	6/2014	Boraczek	D9/418
9,096,344	B1	8/2015	Block	
9,120,612	B2	9/2015	Fath et al.	
9,309,034	B2	4/2016	Paredes et al.	
D758,181	S *	6/2016	Lutz	D9/416
D760,072	S *	6/2016	Lutz	D9/416
9,475,606	B2	10/2016	Ball et al.	
D778,149	S	2/2017	Frick	
D781,142	S *	3/2017	Trujillo	D9/432
D793,224	S *	8/2017	Sagardoy Muniesa	D9/416
D794,443	S	8/2017	Frick	
D804,302	S	12/2017	Larkin et al.	
9,994,344	B2	6/2018	Buscema et al.	
10,065,762	B2	9/2018	Schultz et al.	
D830,789	S *	10/2018	Brooks	D7/624.2
D837,645	S	1/2019	Larkin et al.	
10,173,820	B2	1/2019	Patwardhan	
10,179,671	B2	1/2019	Umentum et al.	
10,214,342	B2	2/2019	Parcevaux	
D843,128	S *	3/2019	Pena	D6/515
D845,759	S	4/2019	Arzano	
10,259,611	B2	4/2019	Grace et al.	
10,435,217	B2	10/2019	Paredes et al.	
10,479,549	B2	11/2019	Kearns	
D870,551	S *	12/2019	Klesmith	D9/418
10,543,955	B1	1/2020	Turturro et al.	
D877,530	S	3/2020	Sperry	
D885,883	S *	6/2020	Hagee	D9/418
10,669,062	B2	6/2020	Schultz et al.	
10,759,555	B2	9/2020	Buscema et al.	
2002/0074248	A1	6/2002	Venable	
2004/0099558	A1	5/2004	Oloff et al.	
2005/0274638	A1	12/2005	Smith	
2006/0027639	A1	2/2006	Rasmussen	
2007/0152028	A1	7/2007	McGowan	
2010/0044421	A1	2/2010	Learn	
2011/0036749	A1	2/2011	Jacobsson et al.	
2012/0018503	A1	1/2012	Walling et al.	
2012/0255968	A1	10/2012	Karay et al.	
2012/0325840	A1	12/2012	Restaino	
2012/0325841	A1	12/2012	Restaino	
2012/0325842	A1	12/2012	Restaino	
2014/0299656	A1	10/2014	Wintermute	
2014/0319205	A1	10/2014	Schultz	
2016/0185484	A1	6/2016	Bakx	
2017/0029162	A1	2/2017	Kearns	
2017/0203872	A1	7/2017	Grace et al.	
2018/0009598	A1	1/2018	Parcevaux	
2018/0044086	A1	2/2018	Patwardhan	
2018/0141734	A1	5/2018	Kooc et al.	
2018/0162575	A1	6/2018	Buscema et al.	
2018/0370680	A1	12/2018	Schultz et al.	
2019/0217988	A1	7/2019	Umentum et al.	
2020/0216246	A1	7/2020	Ball et al.	
2020/0317391	A1	10/2020	Schultz et al.	
2021/0039828	A1	2/2021	Song et al.	
2021/0092997	A1	4/2021	Lin	
2021/0100222	A1	4/2021	Hawkins et al.	

FOREIGN PATENT DOCUMENTS

WO	WO-2016/179345	A1	11/2016
WO	WO-2017/023685	A1	2/2017
WO	WO-2020/017735	A1	1/2020
WO	WO-2020/212360	A1	10/2020

OTHER PUBLICATIONS

Tea Hugger on Behance. [online] Retrieved Aug. 14, 2020 from URL: <https://www.behance.net/gallery/846291/Tea-Hugger>.*
 What I Learned Sourcing Packaging. [online] Published on Mar. 7, 2018. Retrieved Aug. 14, 2020 from URL: <https://medium.com/information-holdings/what-i-learned-sourcing-packaging-million-dollar-idea-project-8f6eea09e87b>.*
 Non-Final Office Action dated Feb. 21, 2020 in U.S. Appl. No. 16/415,372.
 Grizzly long cut package containing canisters (single photograph), sold in stores during summer of 2018.
 Notice of Allowance dated Jun. 1, 2020, issued in corresponding U.S. Appl. No. 16/415,372.
 Notice of Allowance dated Oct. 29, 2021, issued in co-pending U.S. Appl. No. 17/034,249.
 Office Action dated Aug. 13, 2021, issued in corresponding U.S. Appl. No. 17/034,249.

* cited by examiner

Primary Examiner — Vy N Koenig
 (74) *Attorney, Agent, or Firm* — Harness, Dickey & Pierce, P.L.C.

(57) **CLAIM**

The ornamental design for a carton/dispenser package, as shown and described.

DESCRIPTION

FIG. 1 is a top, front, right-side perspective view of a first configuration of a carton/dispenser package, with a tear-off section defined in part by perforated tear lines, showing the new design;
 FIG. 2 is a top, rear, left-side perspective view of the first configuration of the carton/dispenser package, with the tear-off section;
 FIG. 3 is a bottom, front, left-side perspective view of the carton/dispenser package, with the tear-off section;
 FIG. 4 is a bottom, rear, right-side perspective view of the first configuration of the carton/dispenser package, with the tear-off section;
 FIG. 5 is a front view of the first configuration of the carton/dispenser package, with the tear-off section;
 FIG. 6 is a rear view of the first configuration of the carton/dispenser package, with the tear-off section;
 FIG. 7 is a right-side view of the first configuration of the carton/dispenser package, with the tear-off section;
 FIG. 8 is a left-side view of the first configuration of the carton/dispenser package, with the tear-off section;
 FIG. 9 is a top view of the first configuration of the carton/dispenser package, with the tear-off section;
 FIG. 10 is a bottom view of the first configuration of the carton/dispenser package, with the tear-off section;
 FIG. 11 is a bottom, front perspective view of the first configuration of the carton/dispenser package, with the tear-off section;
 FIG. 12 is a top, front, right-side perspective view of a second configuration of the carton/dispenser package, with the tear-off section removed;

FIG. 13 is a top, rear, left-side perspective view of the second configuration of the carton/dispenser package, with the tear-off section removed;

FIG. 14 is a bottom, front, left-side perspective view of the second configuration of the carton/dispenser package, with the tear-off section removed;

FIG. 15 is a bottom, rear, right-side perspective view of the second configuration of the carton/dispenser package, with the tear-off section removed;

FIG. 16 is a front view of the second configuration of the carton/dispenser package, with the tear-off section removed;

FIG. 17 is a rear view of the second configuration of the carton/dispenser package, with the tear-off section removed;

FIG. 18 is a right-side view of the second configuration of the carton/dispenser package, with the tear-off section removed;

FIG. 19 is a left-side view of the second configuration of the carton/dispenser package, with the tear-off section removed;

FIG. 20 is a top view of the second configuration of the carton/dispenser package, with the tear-off section removed;

FIG. 21 is a bottom view of the second configuration of the carton/dispenser package, with the tear-off section removed;

and,

FIG. 22 is a bottom, front perspective view of the second configuration of the carton/dispenser package, with the tear-off section removed.

The long dashed broken lines in the drawings represent perforated tear lines, and the short dashed broken lines represent environmental subject matter that forms no part of the claimed design.

1 Claim, 22 Drawing Sheets




FIG. 1

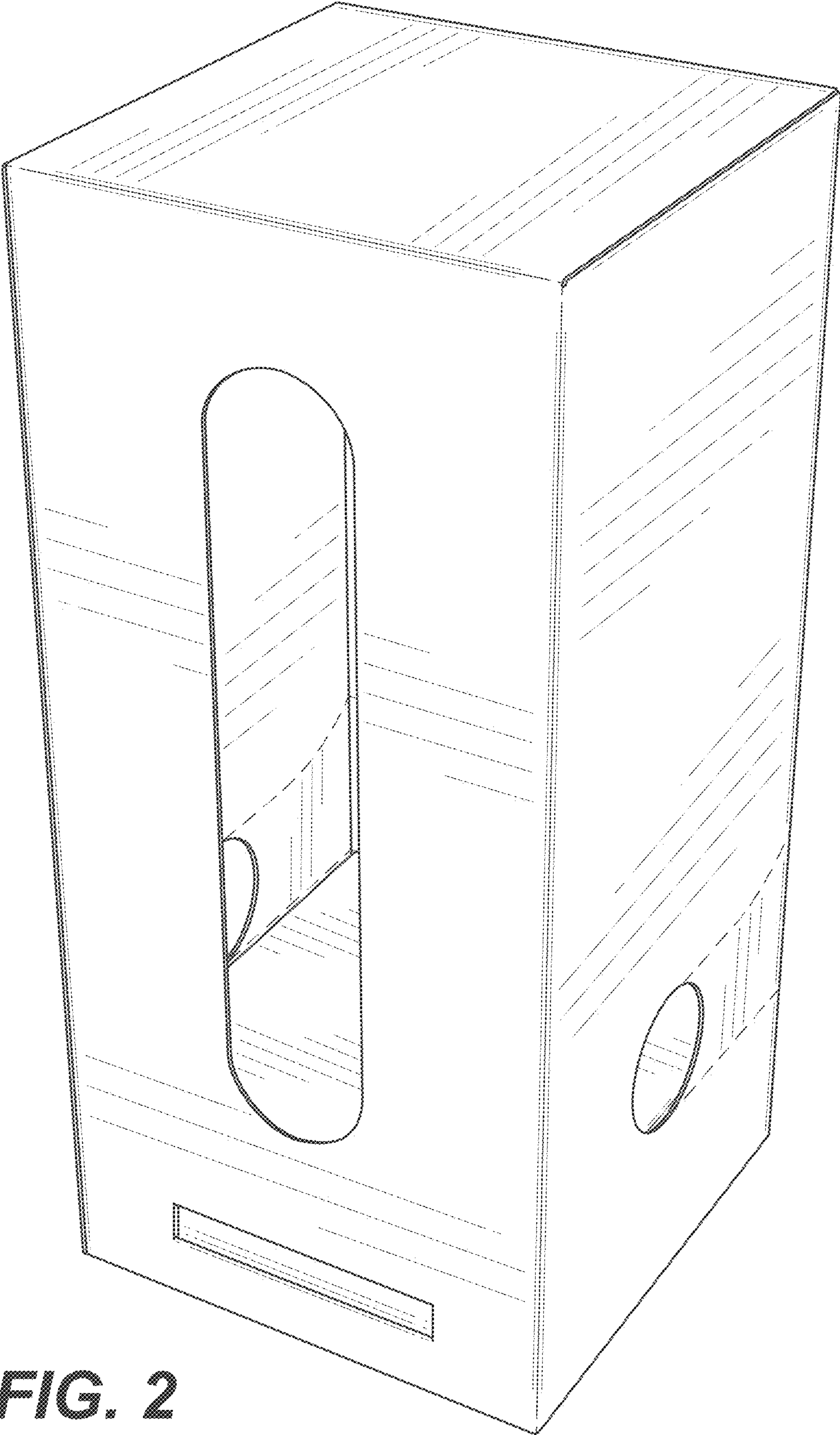


FIG. 2

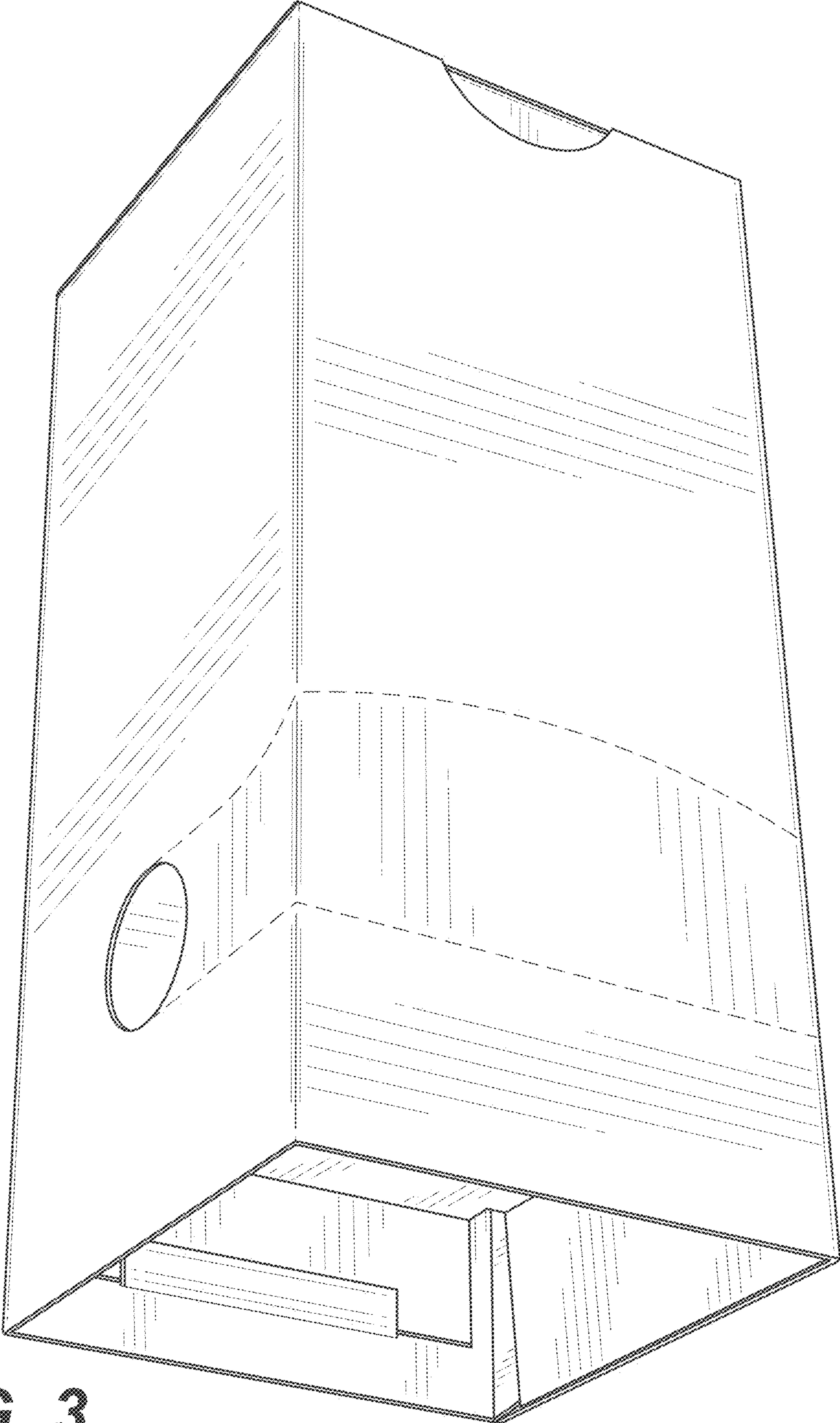


FIG. 3

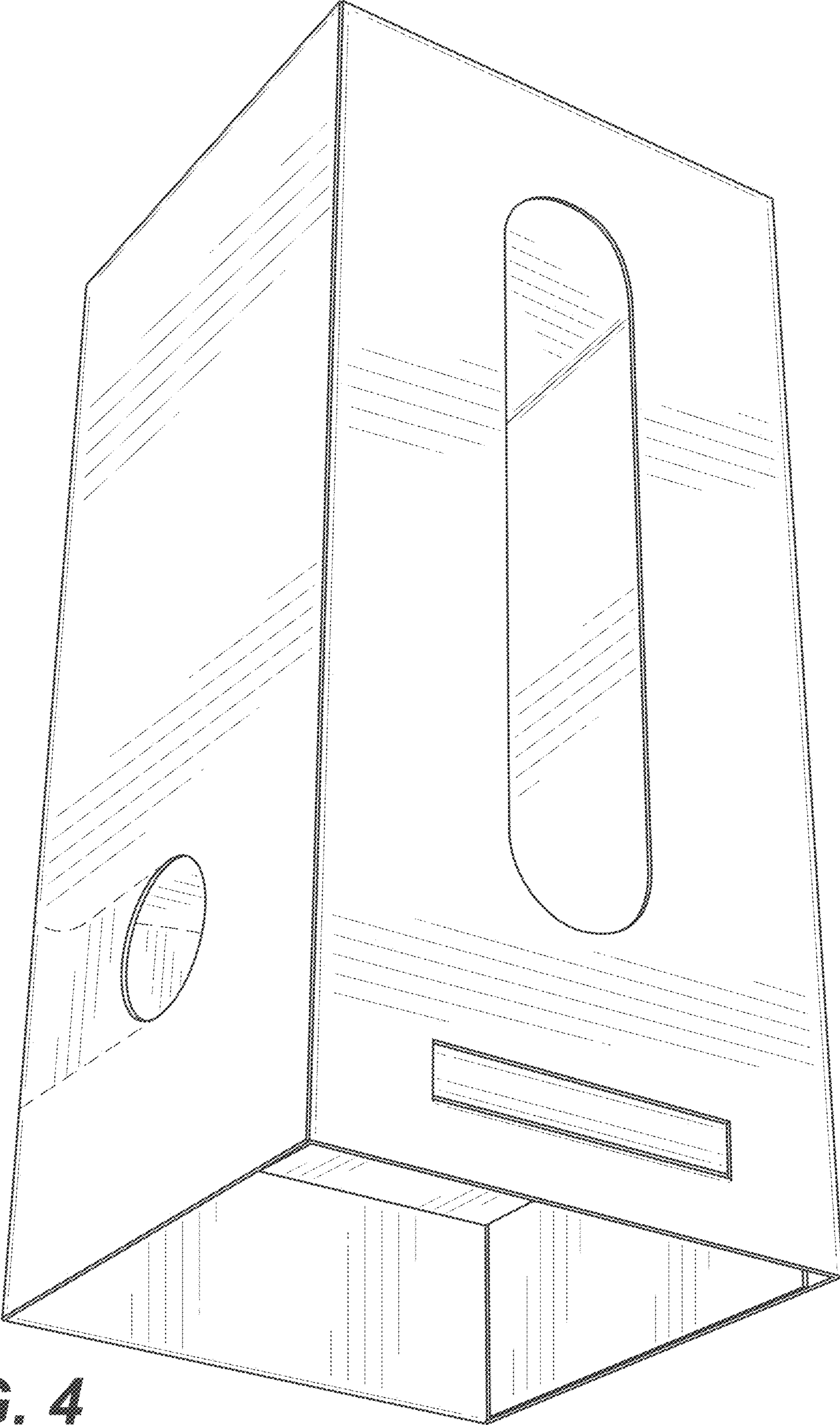


FIG. 4




FIG. 5




FIG. 6




FIG. 7




FIG. 8




FIG. 9




FIG. 10

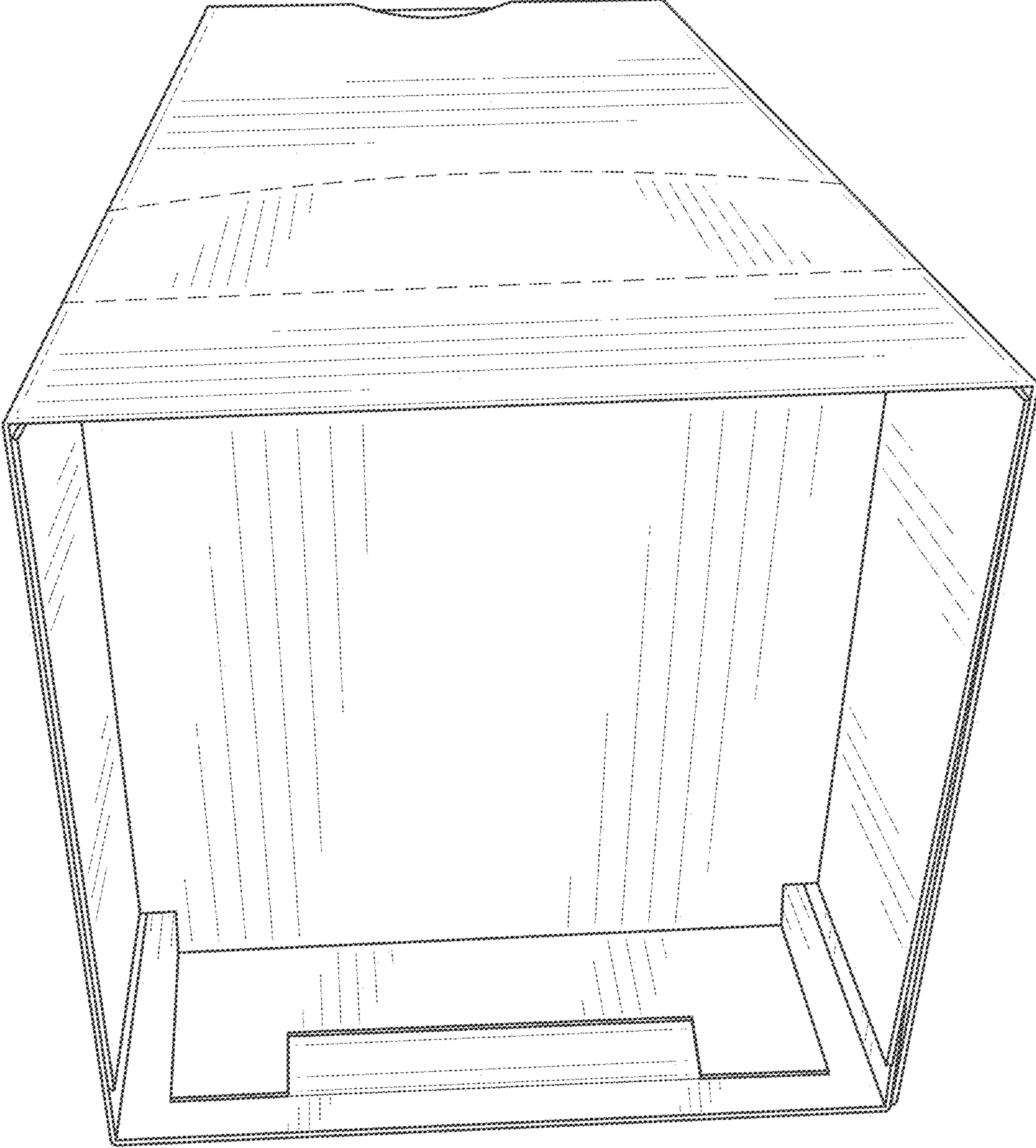


FIG. 11




FIG. 12

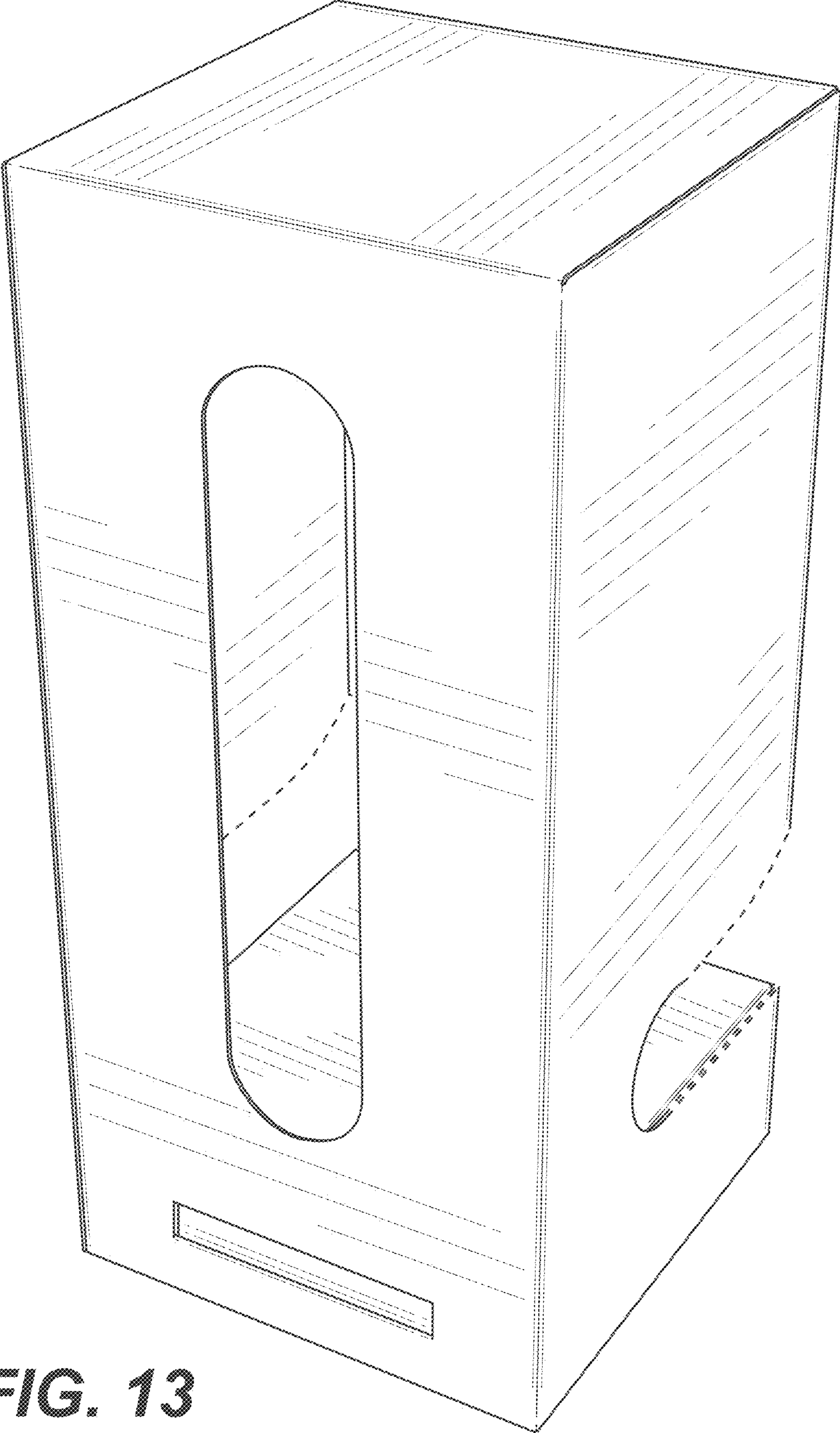


FIG. 13

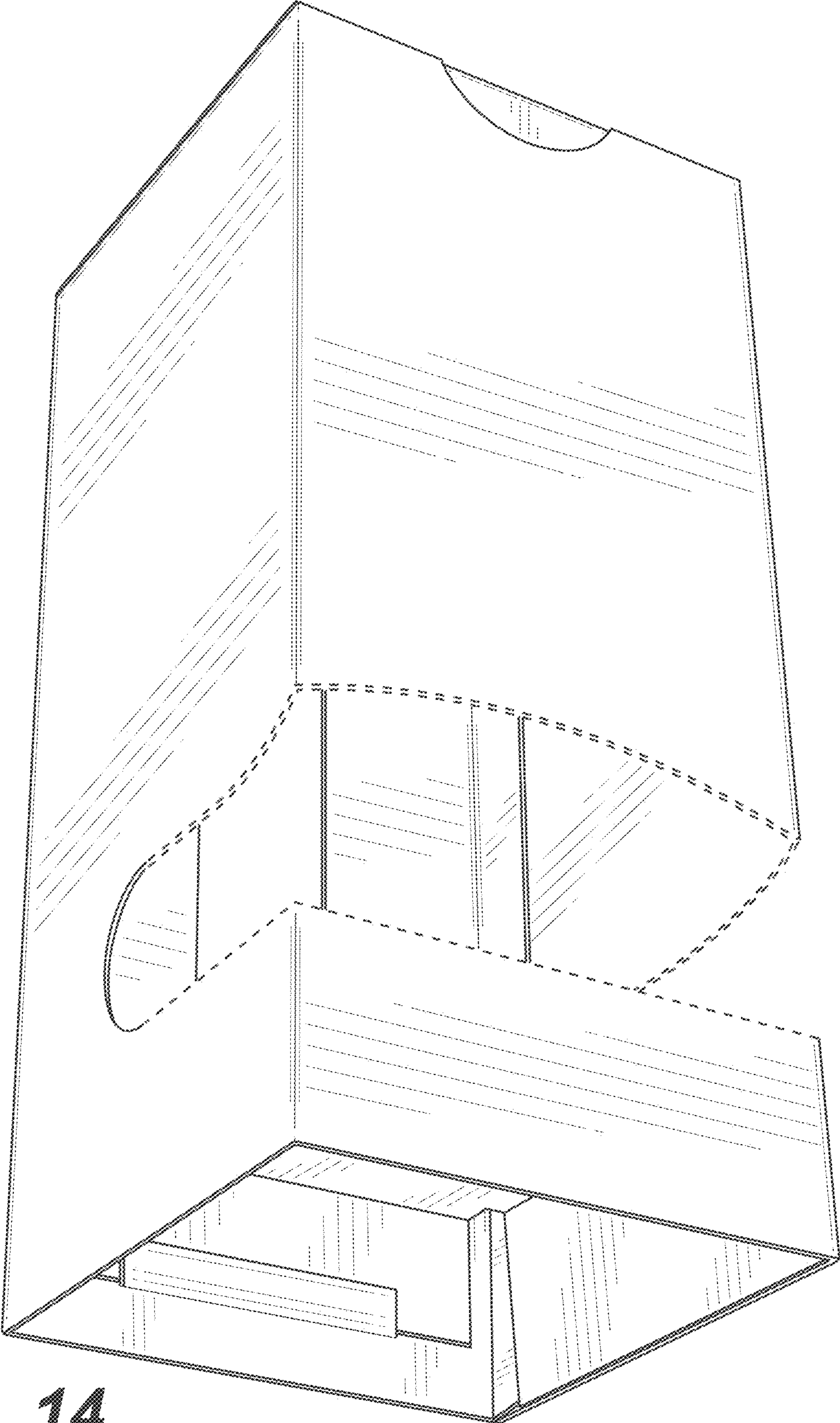


FIG. 14

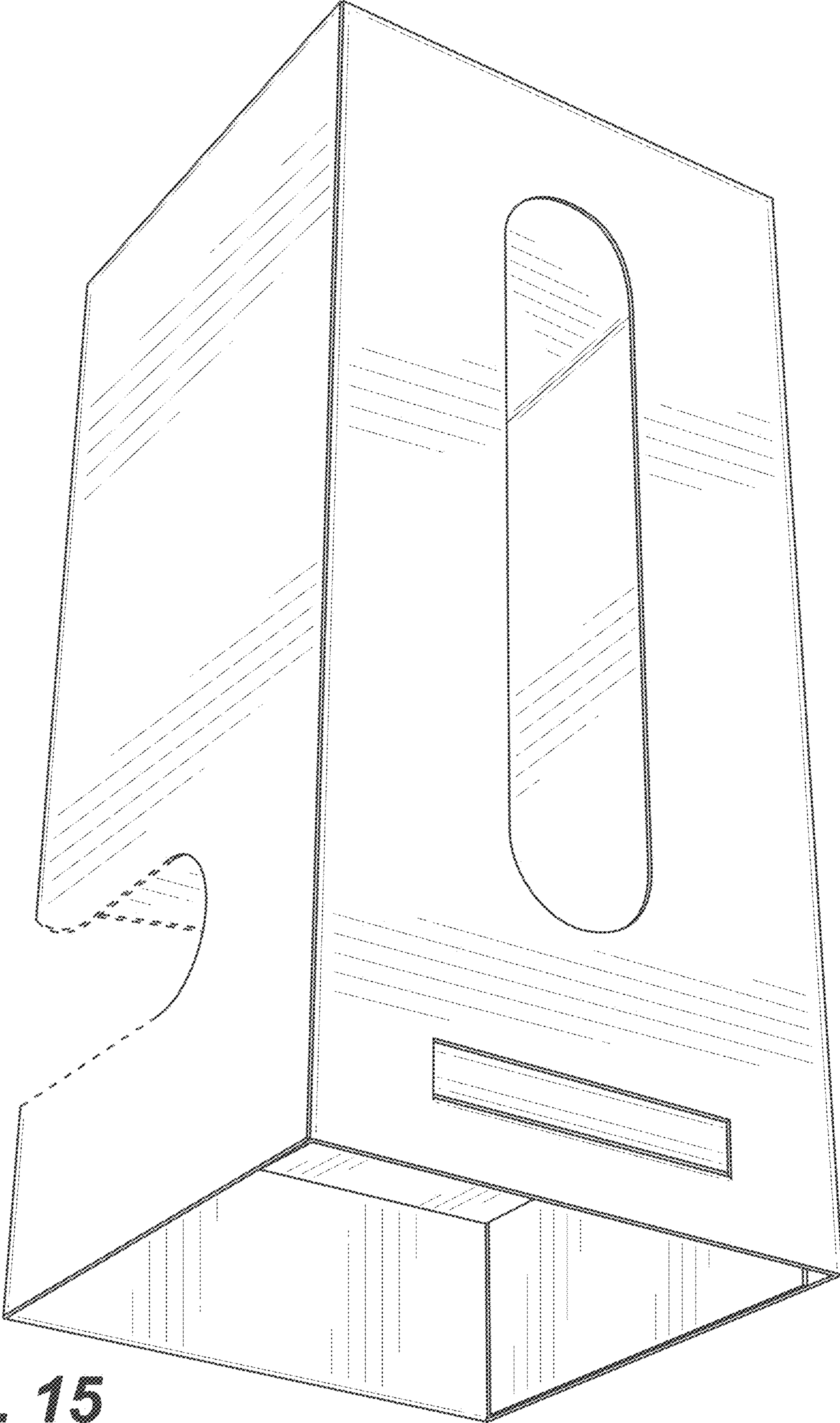


FIG. 15

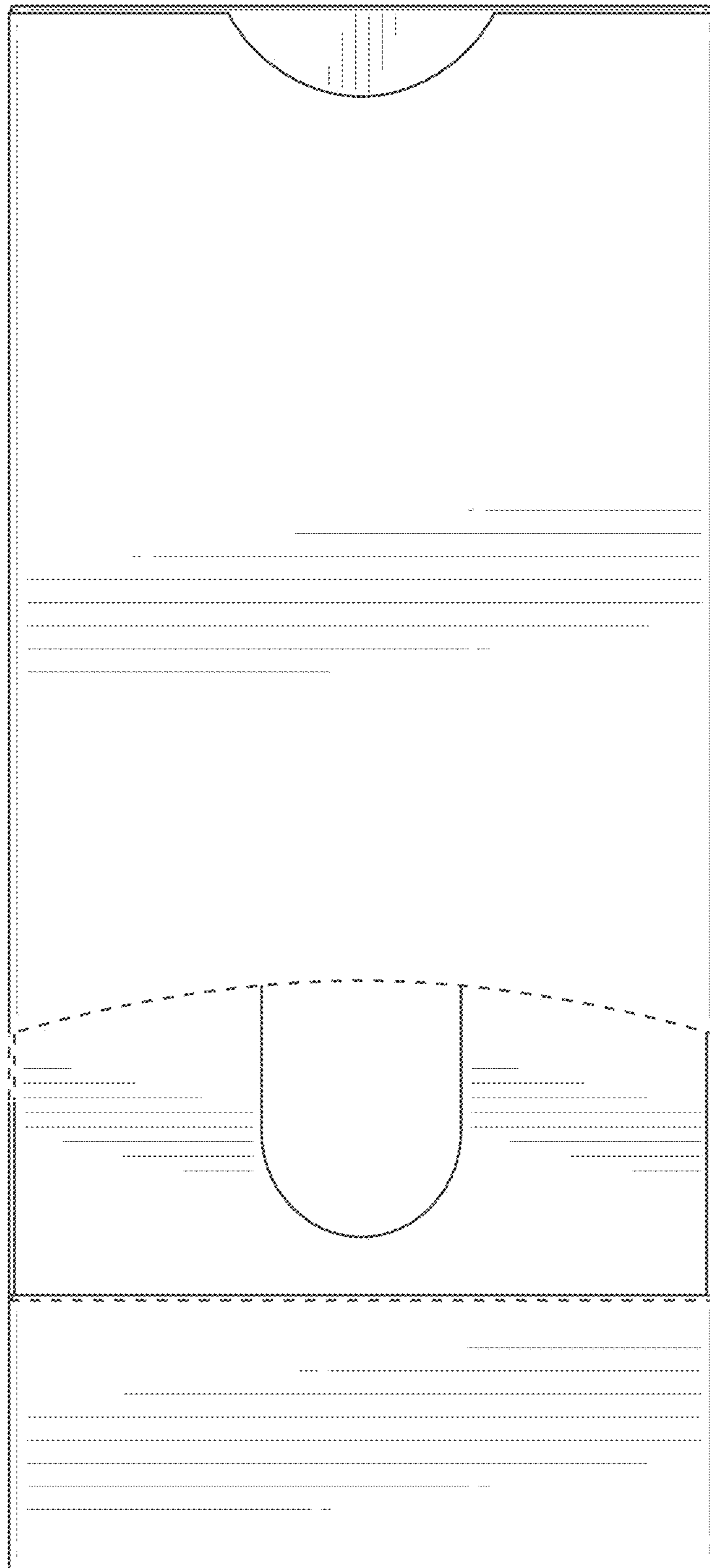


FIG. 16




FIG. 17




FIG. 18




FIG. 19




FIG. 20




FIG. 21

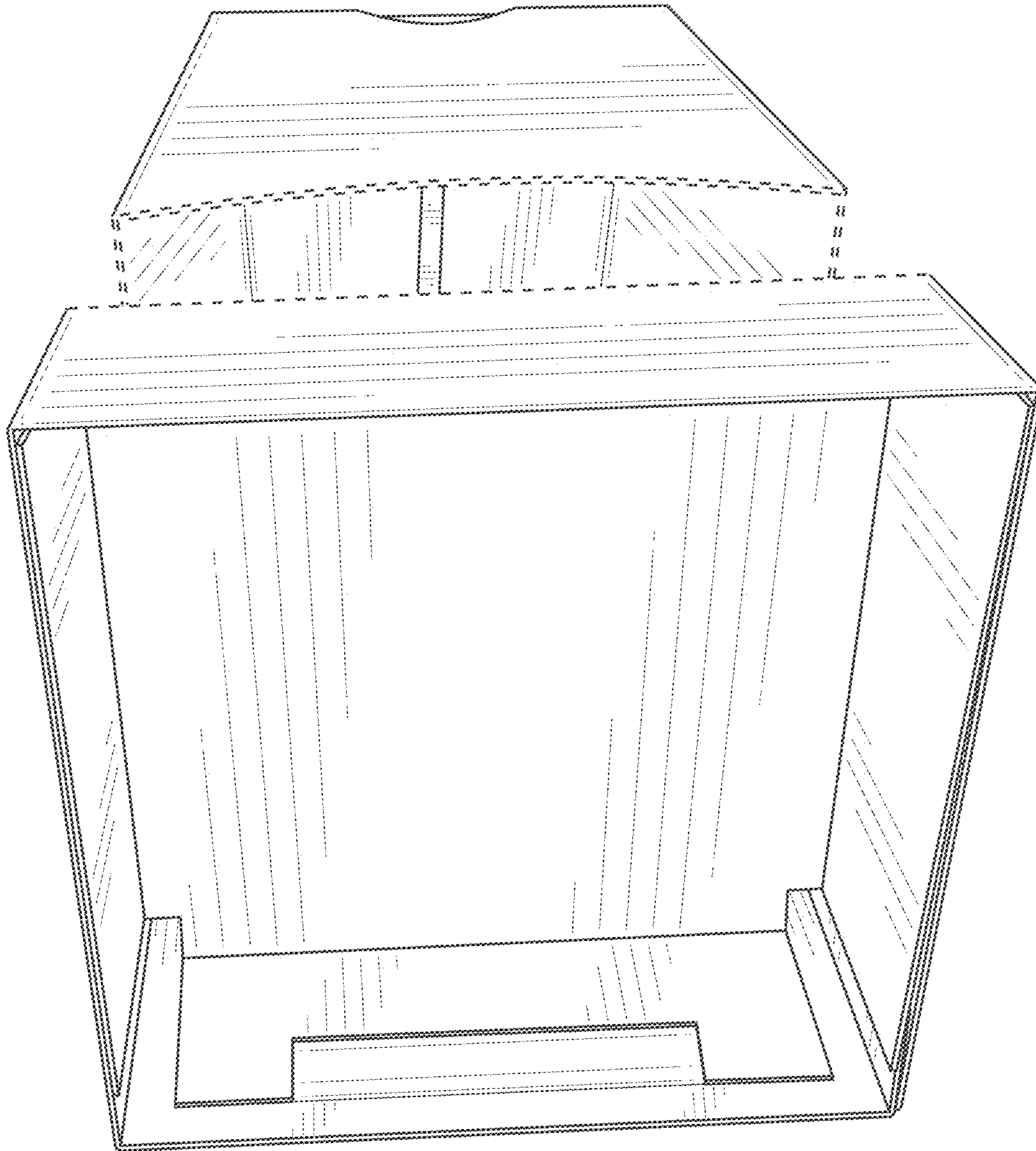


FIG. 22