



US00D947017S

(12) **United States Design Patent**
Cantwell et al.

(10) **Patent No.:** **US D947,017 S**
(45) **Date of Patent:** **** Mar. 29, 2022**

- (54) **WALL-ENGAGING DEVICE FOR A GATE**
- (71) Applicant: **Mid-West Metal Products Company, Inc.**, Muncie, IN (US)
- (72) Inventors: **Brad Cantwell**, Muncie, IN (US);
Michael E. Greene, Muncie, IN (US);
David J. Nolley, Muncie, IN (US);
Stew Kerr, Muncie, IN (US)
- (73) Assignee: **MID-WEST METAL PRODUCTS COMPANY, INC.**, Muncie, IN (US)
- (**) Term: **15 Years**
- (21) Appl. No.: **29/729,380**
- (22) Filed: **Mar. 26, 2020**

Related U.S. Application Data

- (62) Division of application No. 29/637,025, filed on Feb. 13, 2018, now Pat. No. Des. 879,599.
- (51) **LOC (13) Cl.** **25-02**
- (52) **U.S. Cl.**
USPC **D8/402; D25/48.5**
- (58) **Field of Classification Search**
USPC D6/331, 332, 553, 702; D8/363, 373,
D8/382, 384, 394, 395, 396, 402, 499,
D8/354; D23/366, 367, 368, 369, 385,
D23/355; D25/38.1, 39, 48.1, 48.5
CPC ... E05C 1/145; E06B 7/32; E06B 9/00; E06B
9/04; E06B 9/06
See application file for complete search history.

(56) **References Cited**

U.S. PATENT DOCUMENTS

- D122,800 S * 10/1940 Mann et al. D8/402
- D240,173 S * 6/1976 Young D6/331
- 4,724,643 A * 2/1988 Marsh E06B 3/5481
403/DIG. 13

- D301,976 S * 7/1989 Greenhut D8/373
- D407,303 S * 3/1999 Engberg D8/402
- D498,836 S * 11/2004 Morillas D23/366
- D520,351 S * 5/2006 Alkalay D8/382
- D556,312 S * 11/2007 Majerowski D23/366
- D705,414 S * 5/2014 Warberg Block D23/366
- D725,999 S * 4/2015 Wu D8/373
- D741,697 S * 10/2015 McGrath D8/382
- D742,730 S * 11/2015 Vandenberg D8/382
- D785,971 S * 5/2017 Marshall D6/553
- D796,691 S * 9/2017 Marsden D25/48.5
- D816,822 S * 5/2018 Lane D23/366
- D821,191 S * 6/2018 Hancock D8/402
- D829,091 S * 9/2018 Hancock D8/402
- D852,384 S * 6/2019 Marsden D25/48.5
- D879,599 S * 3/2020 Cantwell D8/402
- D918,705 S * 5/2021 Lee D8/402
- D918,706 S * 5/2021 Lee D8/402

(Continued)

Primary Examiner — Leanne Was-Englehart
(74) *Attorney, Agent, or Firm* — Taft Stettinius & Hollister LLP; Stephen F. Rost

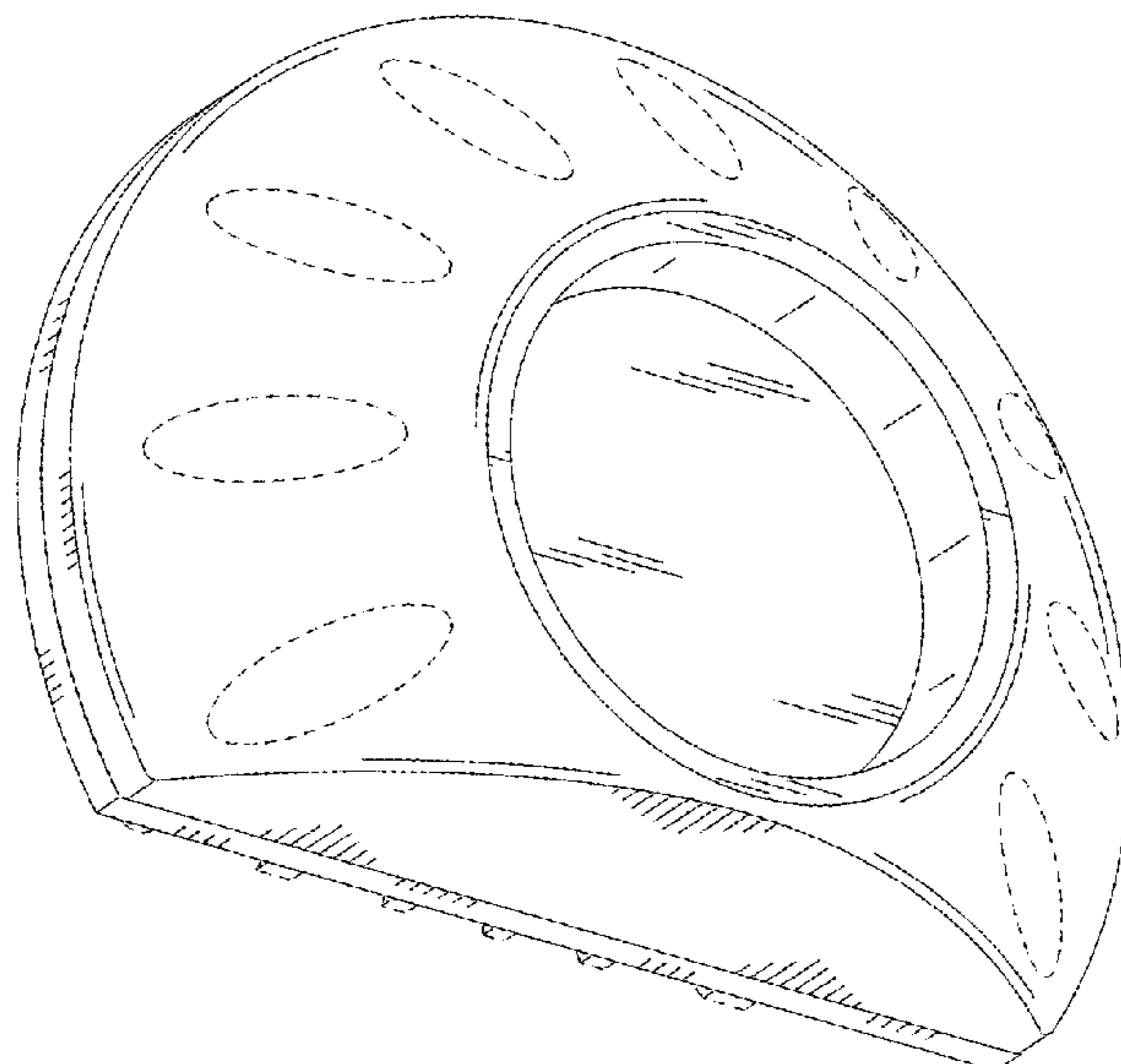
(57) **CLAIM**

The ornamental design for a wall-engaging device for a gate, as shown and described.

DESCRIPTION

FIG. 1 is a front perspective view of a wall-engaging device for a gate;
FIG. 2 is a rear perspective view thereof;
FIG. 3. is a front view thereof;
FIG. 4 is a rear view thereof;
FIG. 5 is a left side view thereof;
FIG. 6 is a right side view thereof;
FIG. 7 is a top view thereof; and,
FIG. 8 is a bottom view thereof.
The broken lines shown represent unclaimed subject matter and form no part of the claimed design.

1 Claim, 4 Drawing Sheets



(56)

References Cited

U.S. PATENT DOCUMENTS

2006/0042163 A1* 3/2006 Nitz E06B 9/04
49/55
2009/0013604 A1* 1/2009 Yates E06B 9/04
49/49
2014/0007506 A1* 1/2014 Huang E06B 3/32
49/149

* cited by examiner

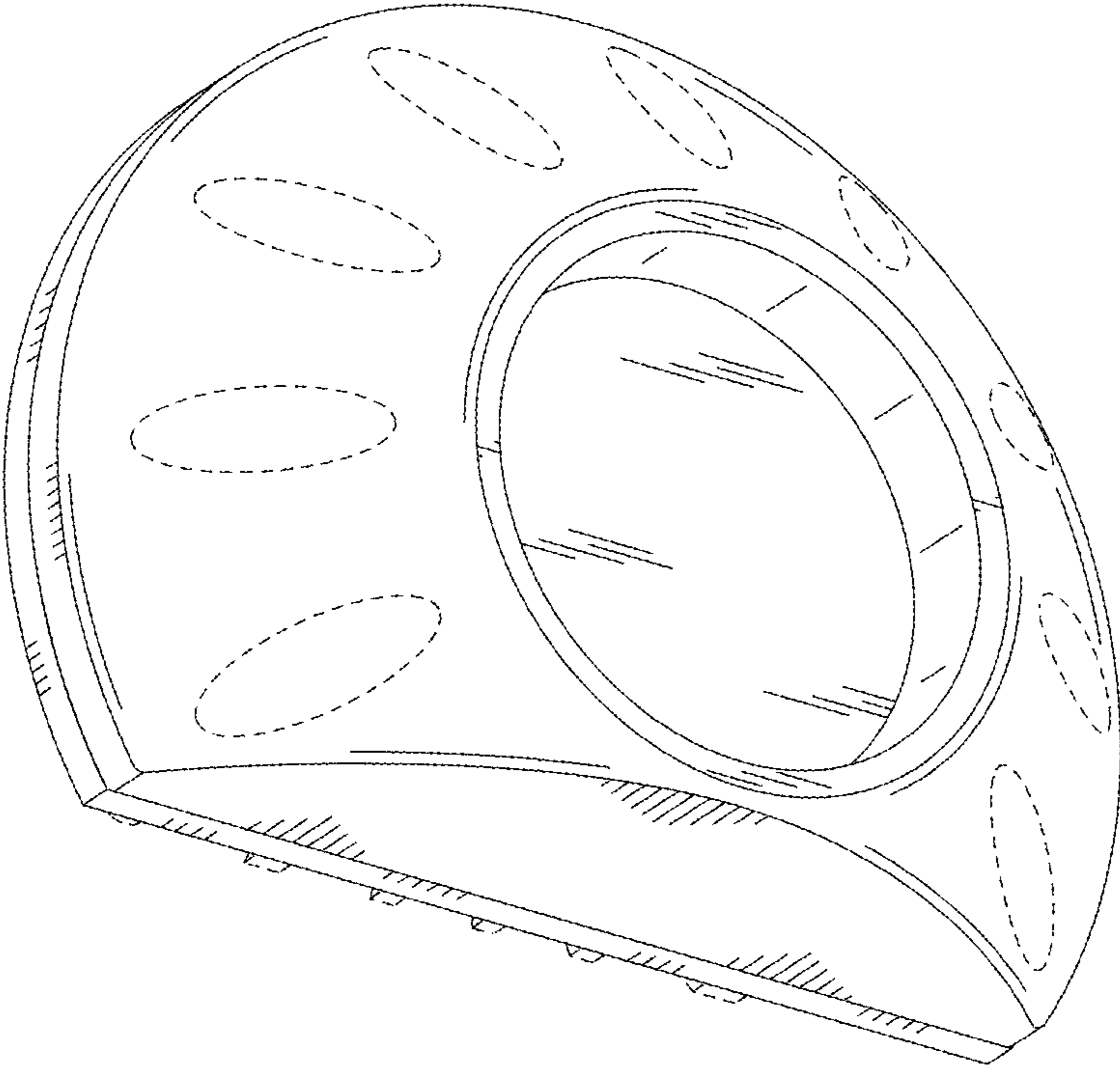


Fig. 1

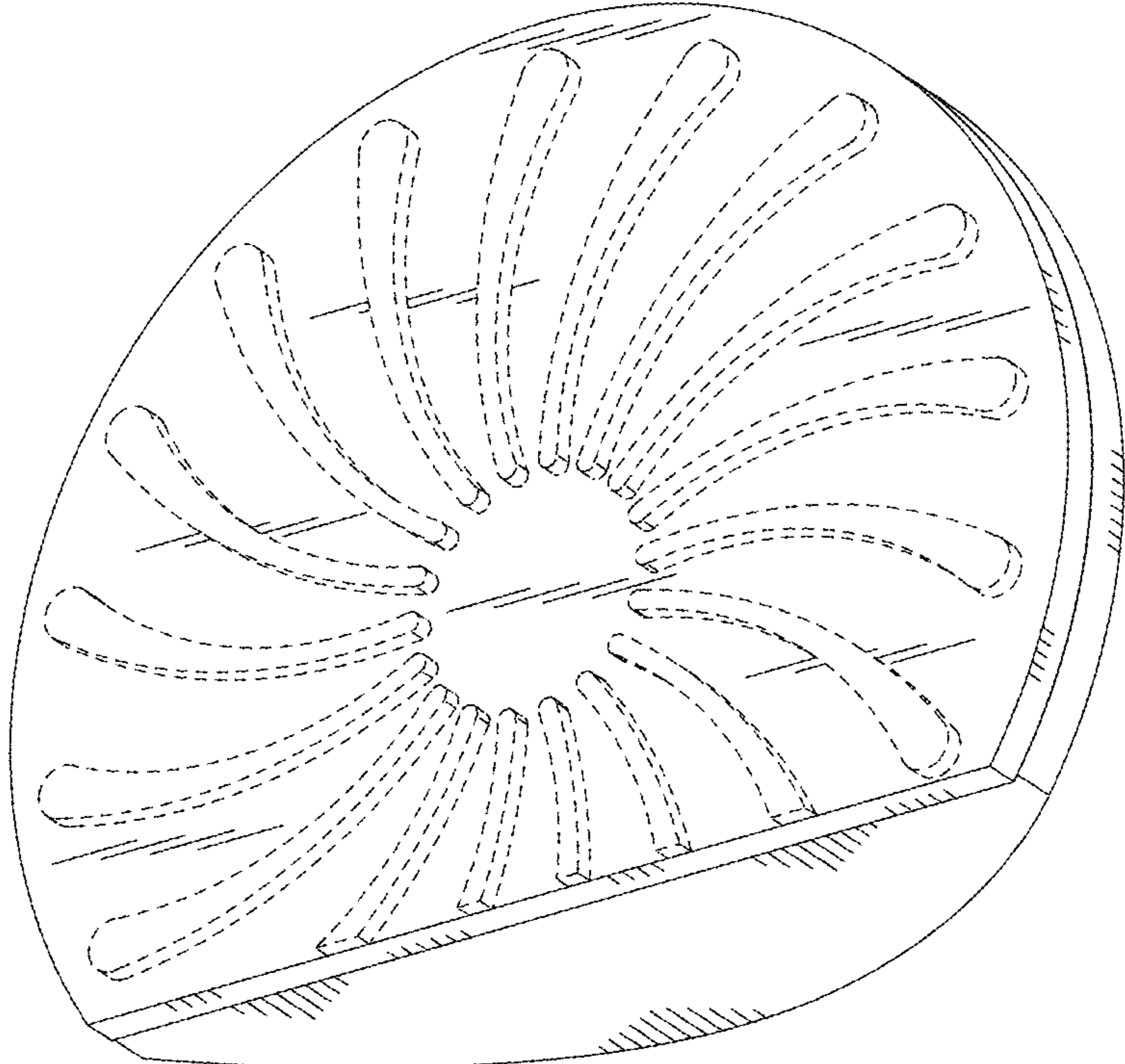


Fig. 2

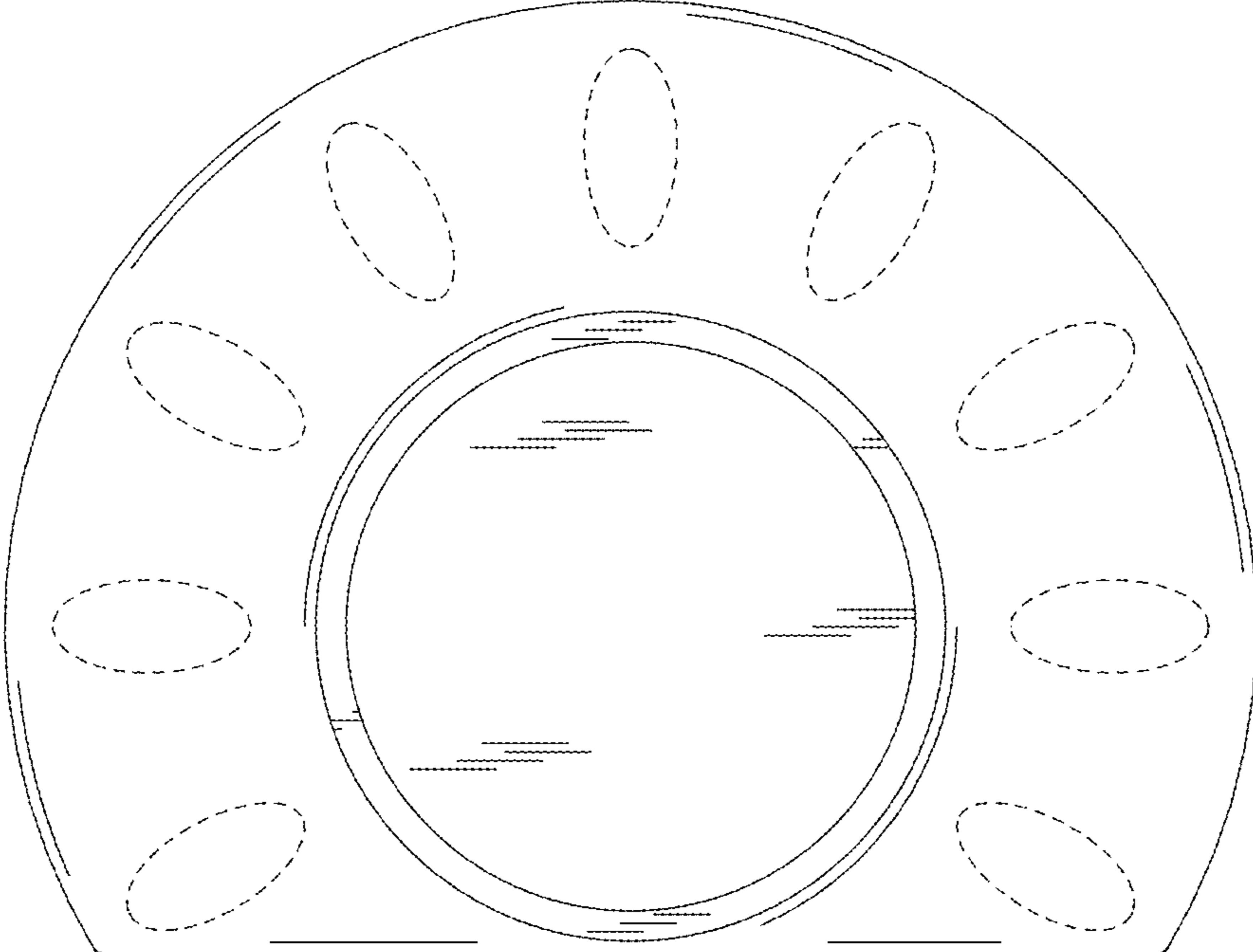


Fig. 3

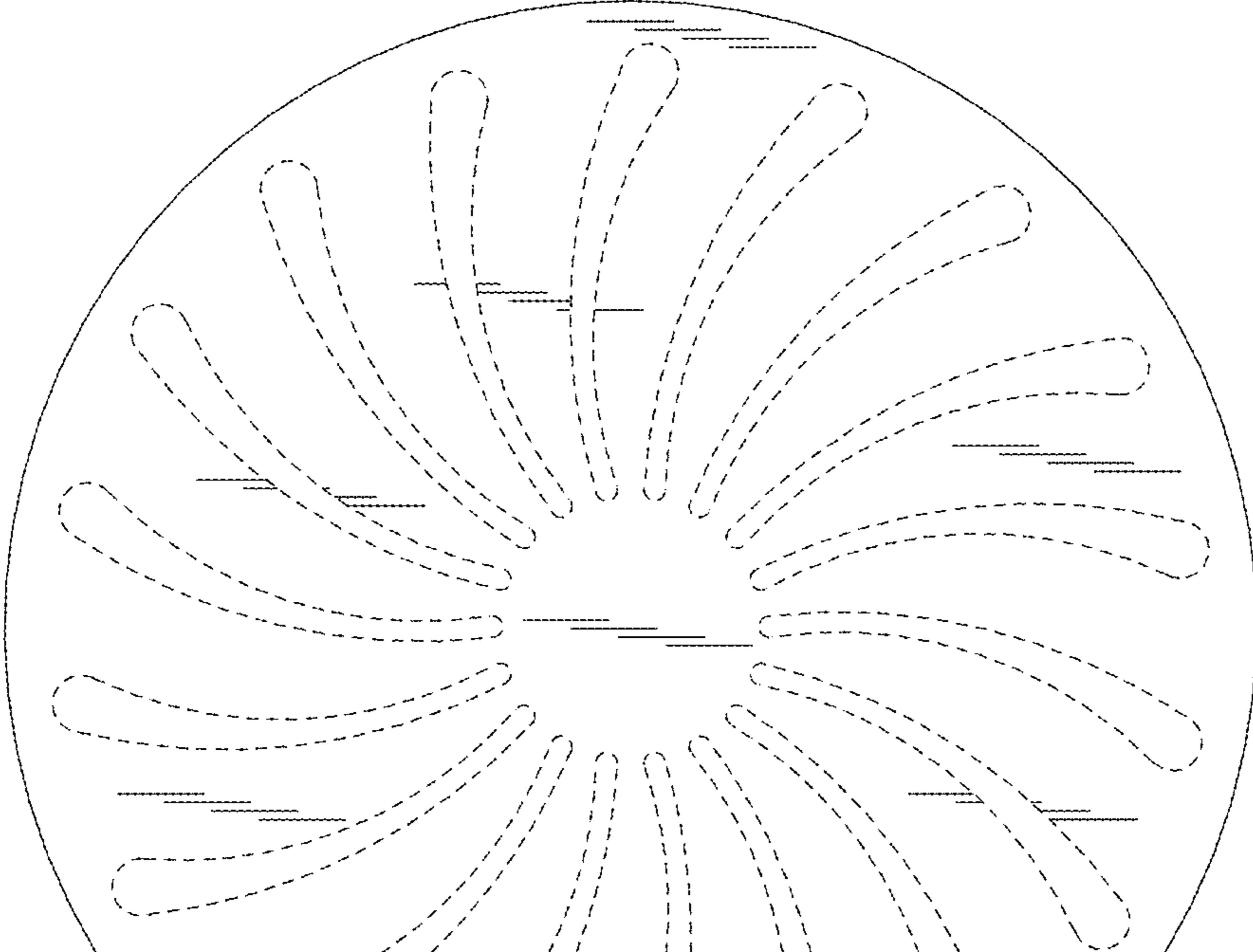


Fig. 4

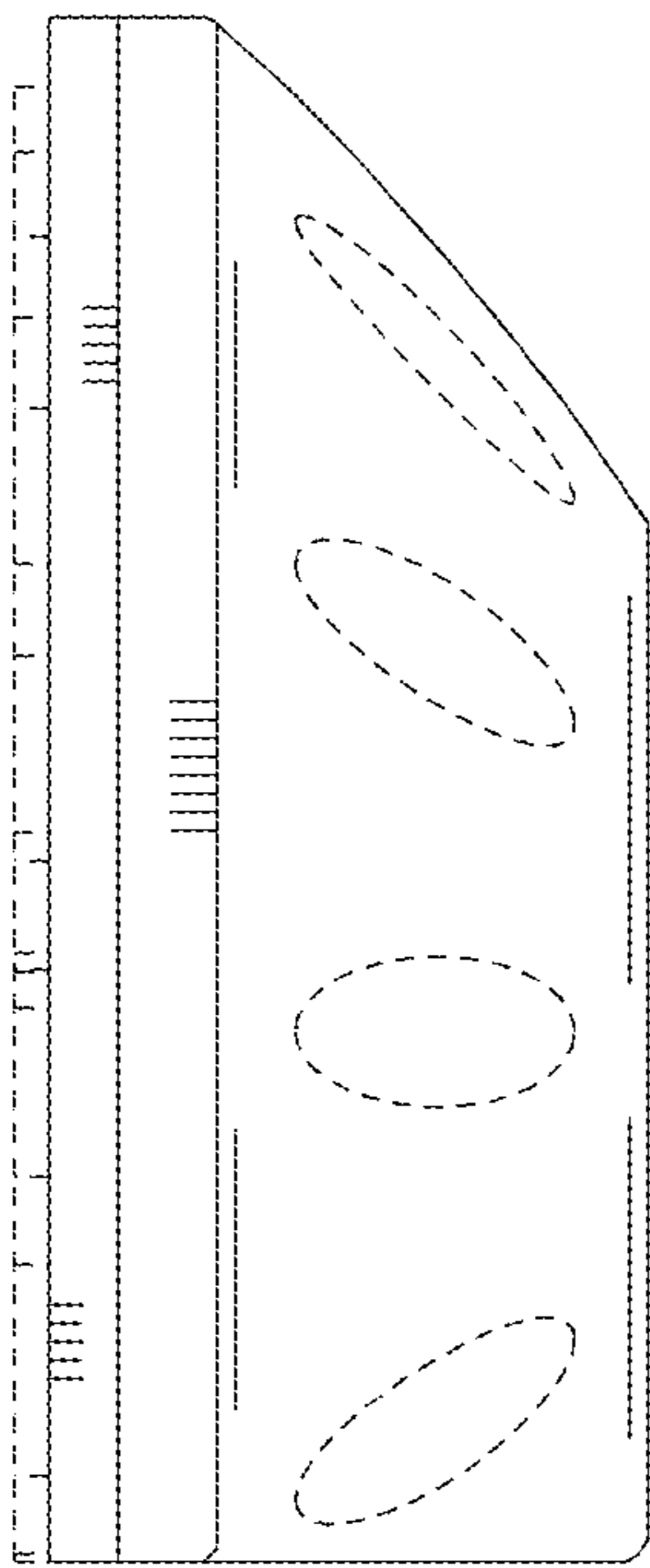


Fig. 5

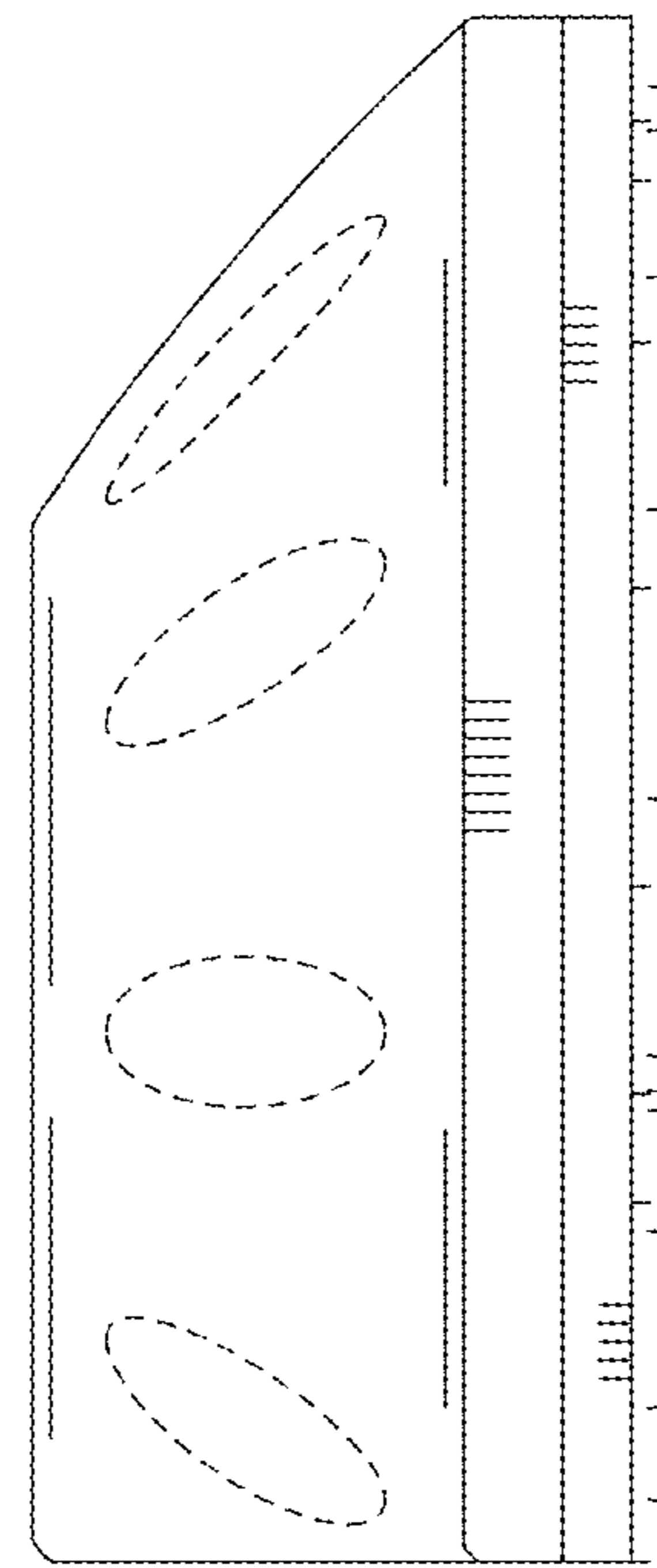


Fig. 6

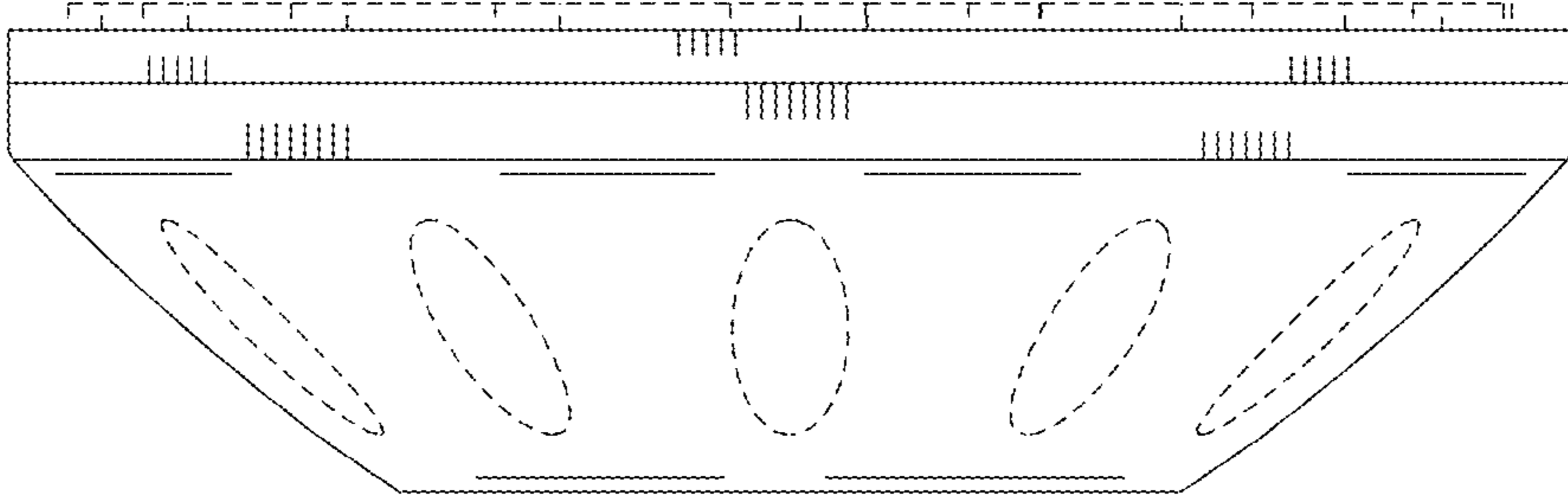


Fig. 7

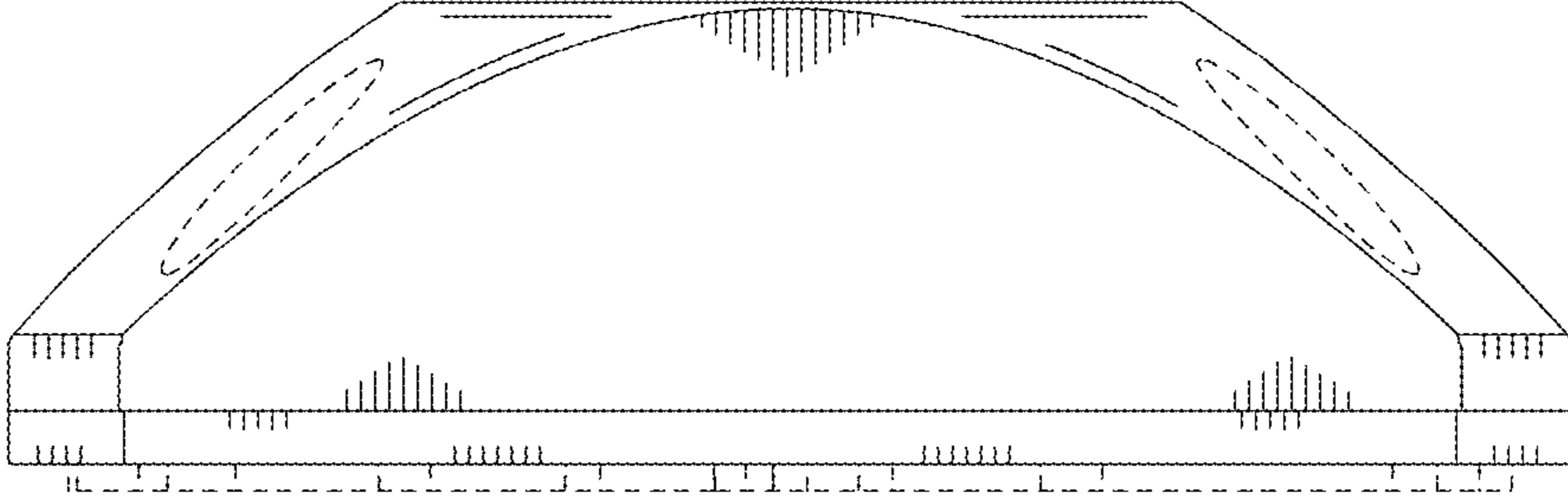


Fig. 8