



US00D946954S

(12) **United States Design Patent** (10) **Patent No.:** **US D946,954 S**
Schmitz et al. (45) **Date of Patent:** **** Mar. 29, 2022**

(54) **CHAIR**
(71) Applicant: **HERMAN MILLER, INC.**, Zeeland, MI (US)
(72) Inventors: **Johann Burkhard Schmitz**, Berlin (DE); **Carola Zwick**, Berlin (DE); **Roland Zwick**, Berlin (DE)
(73) Assignee: **MillerKnoll, Inc.**, Zeeland, MI (US)

D558,994 S 1/2008 Machael et al.
D591,986 S 5/2009 Schmitz et al.
D597,329 S * 8/2009 Tanaka D6/366
D613,085 S 4/2010 Fujita
D628,831 S 12/2010 Schmitz et al.
D645,683 S 9/2011 Chen
D647,716 S * 11/2011 Lu D6/366
D651,426 S 1/2012 Chiaramonte et al.
D654,709 S 2/2012 Fujita
D661,117 S * 6/2012 Tanaka D6/366
D673,400 S 1/2013 Chen
(Continued)

(**) Term: **15 Years**

FOREIGN PATENT DOCUMENTS

(21) Appl. No.: **29/718,133**

WO 2020086314 A1 4/2020

(22) Filed: **Dec. 20, 2019**

OTHER PUBLICATIONS

Related U.S. Application Data

By Alberta Meda 2012, Vitra, Physix, website:<https://www.vitra.com/en-us/office/product/details/physix>, (6 Pages).

(62) Division of application No. 29/702,936, filed on Aug. 22, 2019, now Pat. No. Des. 874,202, which is a division of application No. 29/622,867, filed on Oct. 20, 2017, now Pat. No. Des. 874,860.

(Continued)

(51) **LOC (13) Cl.** **06-06**

Primary Examiner — Mimosa De

(52) **U.S. Cl.**
USPC **D6/716.2**

(74) *Attorney, Agent, or Firm* — Michael Best & Friedrich LLP

(58) **Field of Classification Search**
USPC D6/334–336, 364, 365, 366, 367, 374, D6/375, 376, 379, 716, 716.1, 716.2, D6/716.3, 716.4
CPC A47C 3/12; A47C 7/38; A47C 7/02; A47C 7/16; A47C 7/40; A47C 7/46; A47C 7/282; A47C 7/54; A47C 7/543; A47C 7/546
See application file for complete search history.

(57) **CLAIM**

We claim the ornamental design for a chair, as shown and described.

DESCRIPTION

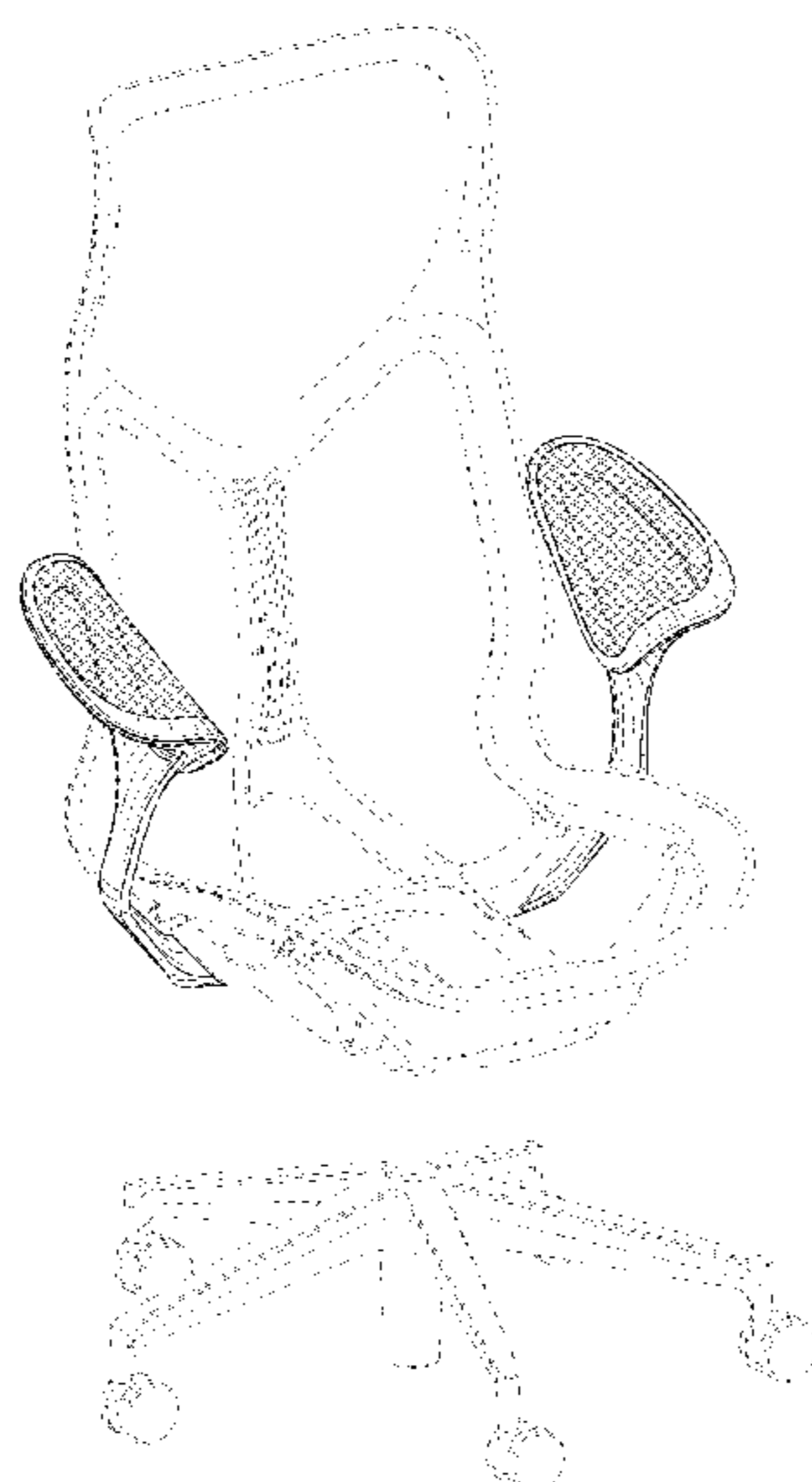
(56) **References Cited**

U.S. PATENT DOCUMENTS

D351,510 S 10/1994 Lucci et al.
D373,274 S * 9/1996 James D6/716.2
D541,063 S 4/2007 Su

FIG. 1 is a perspective view of a chair of the invention. FIG. 2 is a first side view of the chair of FIG. 1. FIG. 3 is a second side view of the chair of FIG. 1. FIG. 4 is a front view of the chair of FIG. 1. FIG. 5 is a rear view of the chair of FIG. 1. FIG. 6 is a top view of the chair of FIG. 1; and, FIG. 7 is a bottom view of the chair of FIG. 1. Portions of the chair shown in broken lines are for illustrative purposes only and form no part of the claimed design.

1 Claim, 7 Drawing Sheets



(56)

References Cited

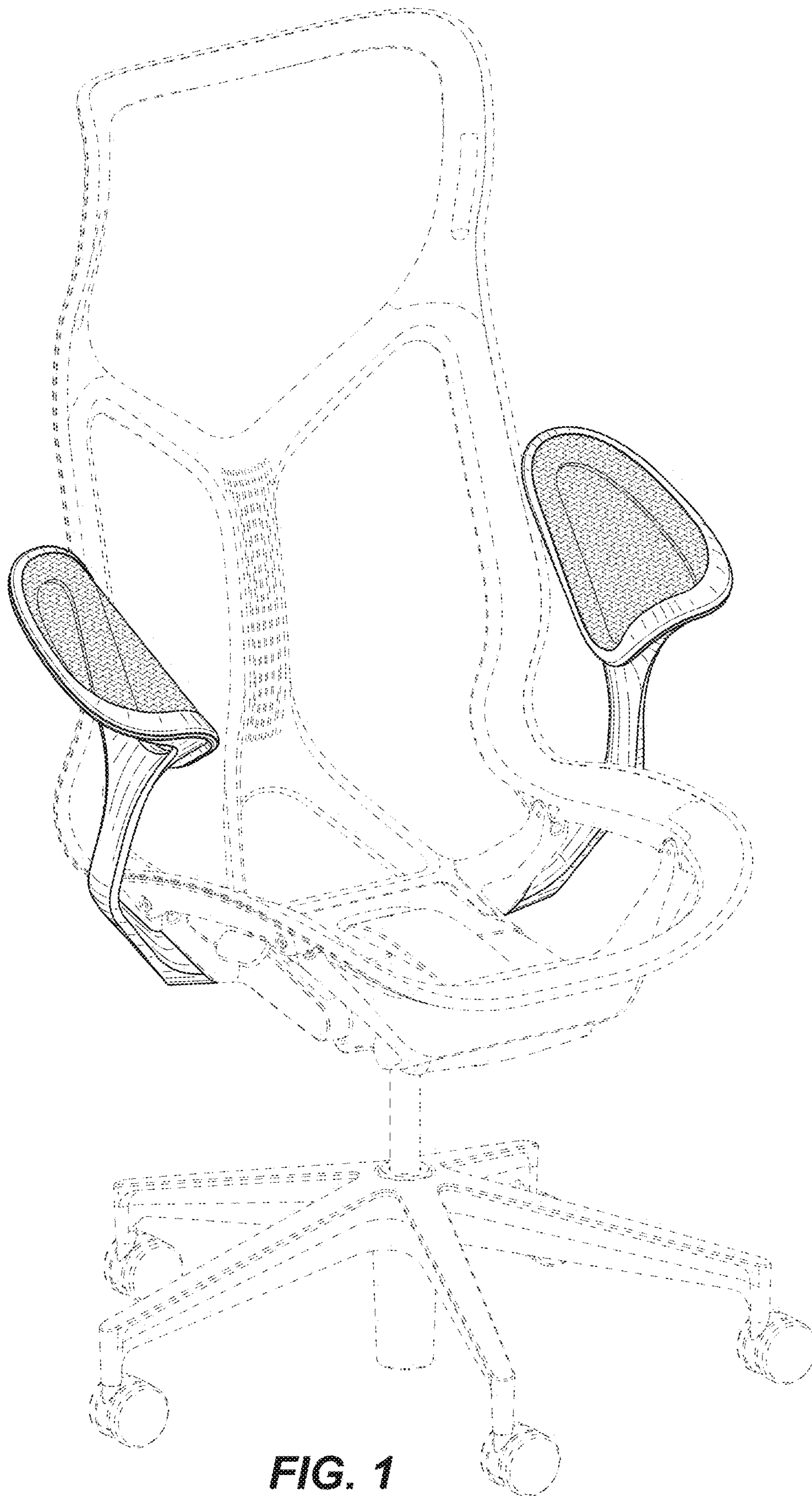
U.S. PATENT DOCUMENTS

D675,463 S	2/2013	Collinson et al.	
D683,551 S *	6/2013	Wu	D6/366
D687,239 S	8/2013	Piretti	
D698,192 S	1/2014	Giugiaro	
D706,566 S	6/2014	Giugiaro	
D707,460 S	6/2014	Giugiaro	
D707,995 S	7/2014	McEneany et al.	
D708,879 S *	7/2014	Tsai	D6/716
D709,721 S	7/2014	Giugiaro	
D771,964 S	11/2016	Chen	
D777,494 S	1/2017	Prestwich	
D782,238 S	3/2017	Jun	
D824,711 S	8/2018	Brooks	
D844,358 S	4/2019	Chadwick et al.	
D845,692 S	4/2019	Chadwick et al.	
D848,169 S	5/2019	Wu	
D874,202 S	2/2020	Schmitz et al.	
D874,860 S	2/2020	Schmitz et al.	
D925,956 S	7/2021	Lampela et al.	
2016/0360891 A1	12/2016	Piretti	

OTHER PUBLICATIONS

Laura Furniture, "Empire" <https://www.lauradavidsondirect.com/collections/empire>, webpage accessed Sep. 3, 2021 (3 Pages).

* cited by examiner



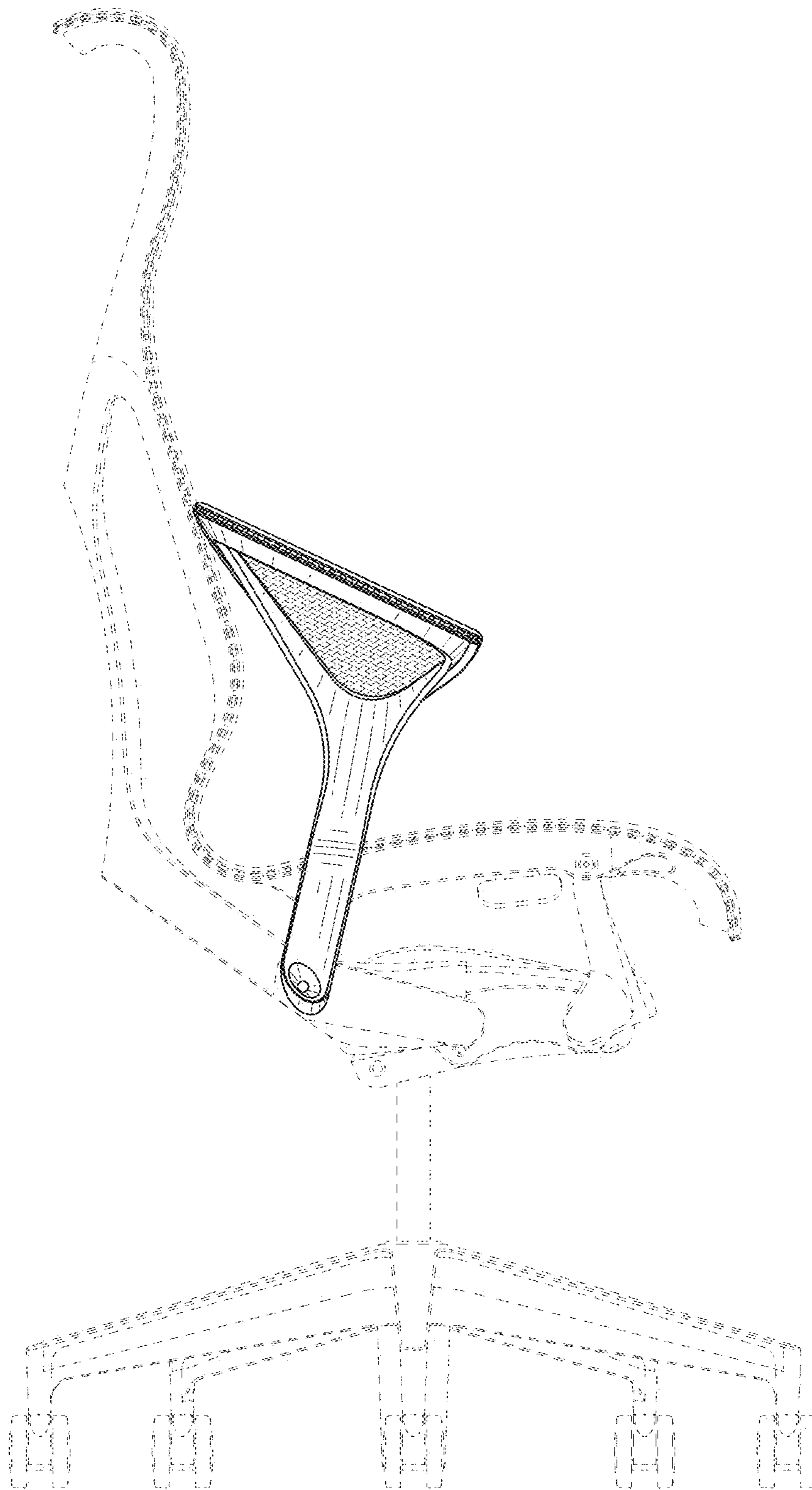


FIG. 2

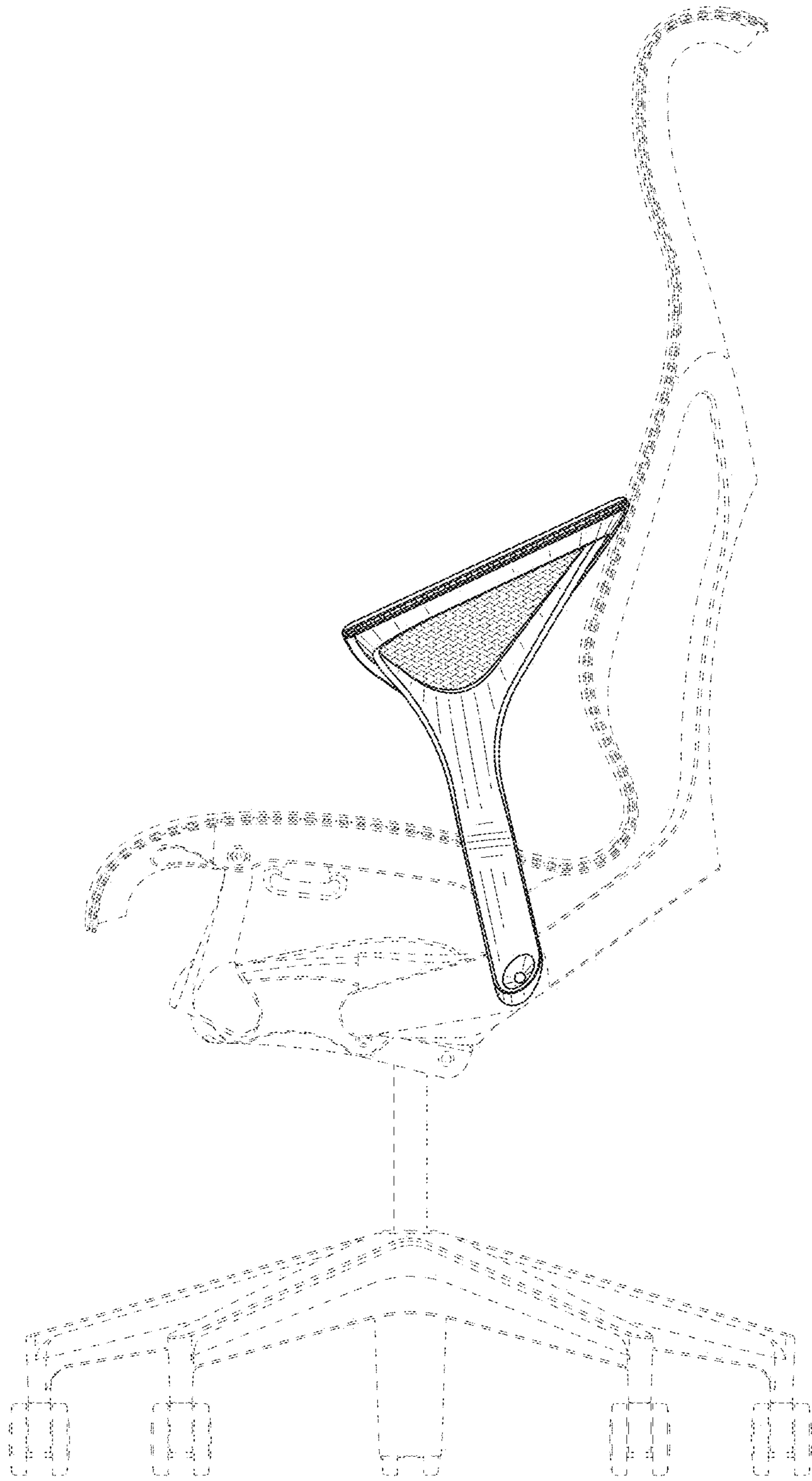


FIG. 3

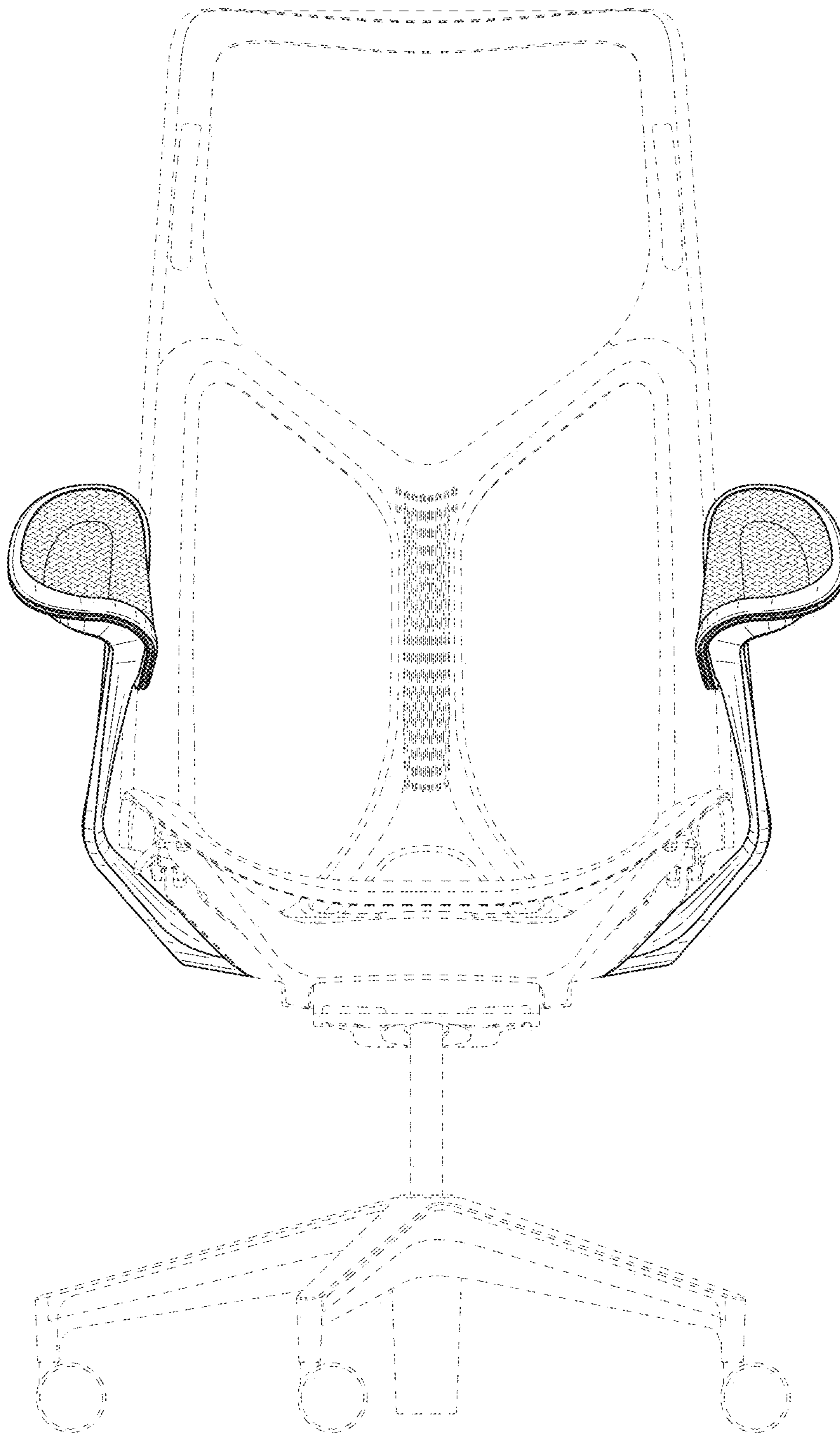


FIG. 4

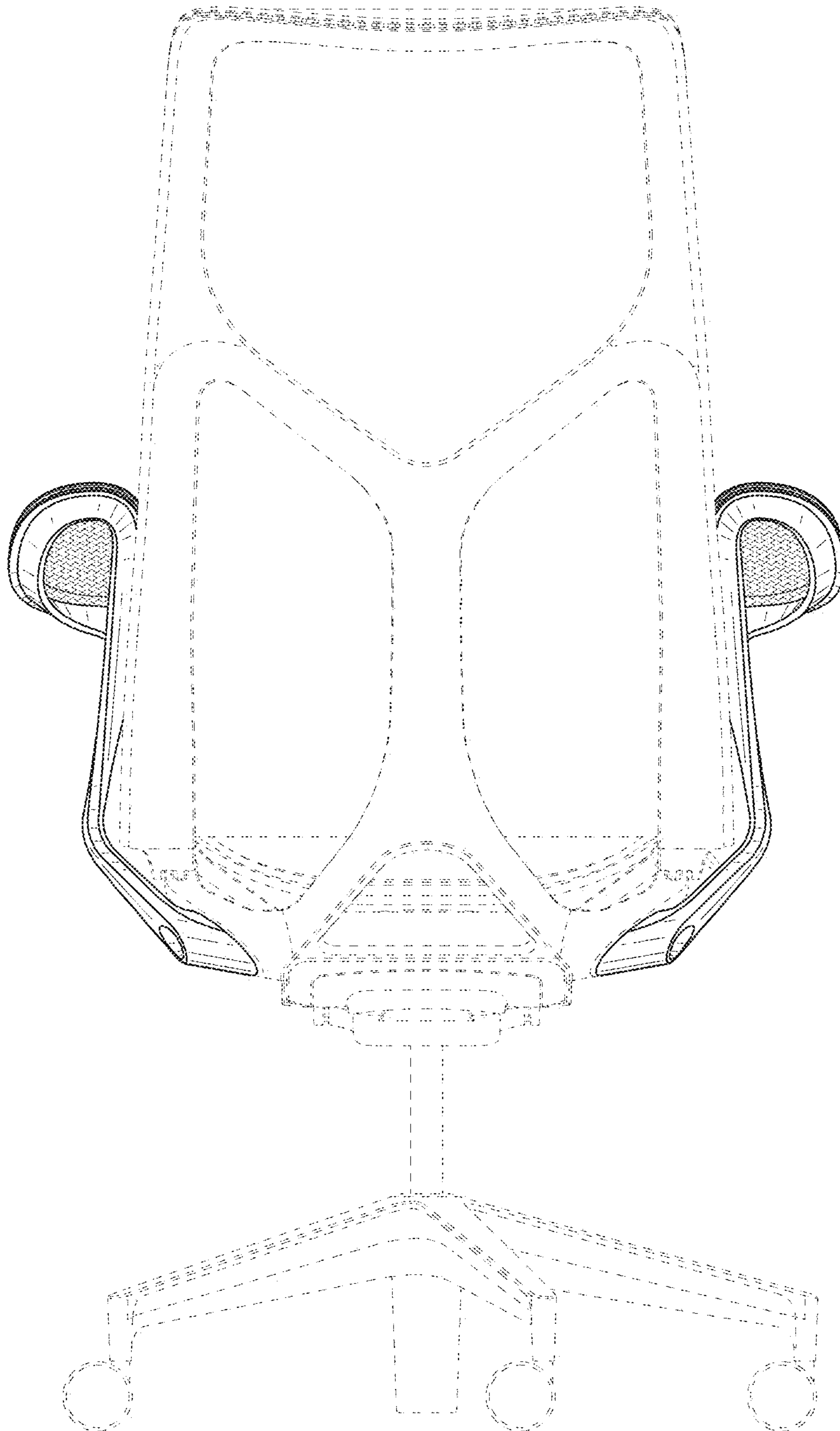


FIG. 5

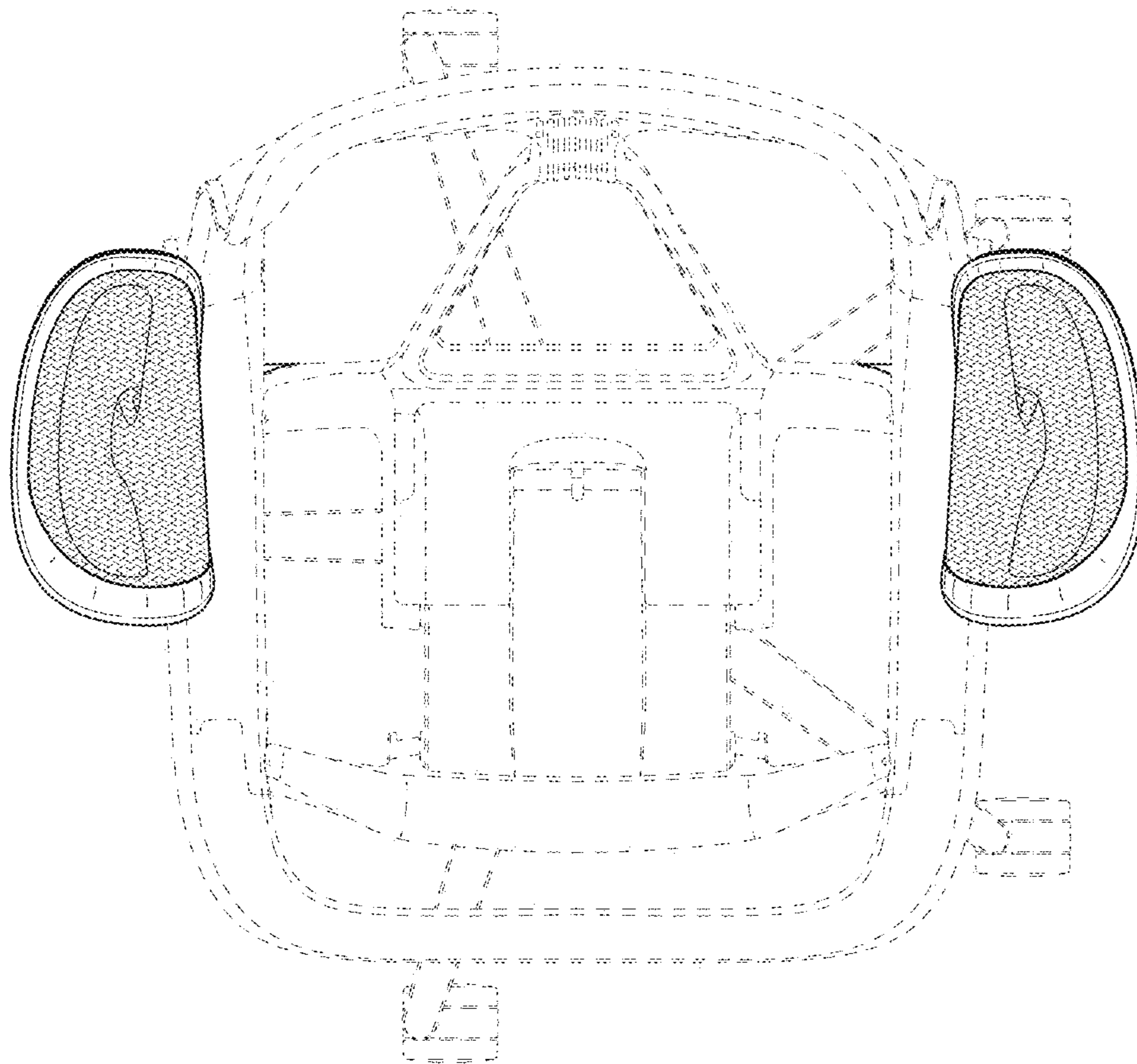


FIG. 6

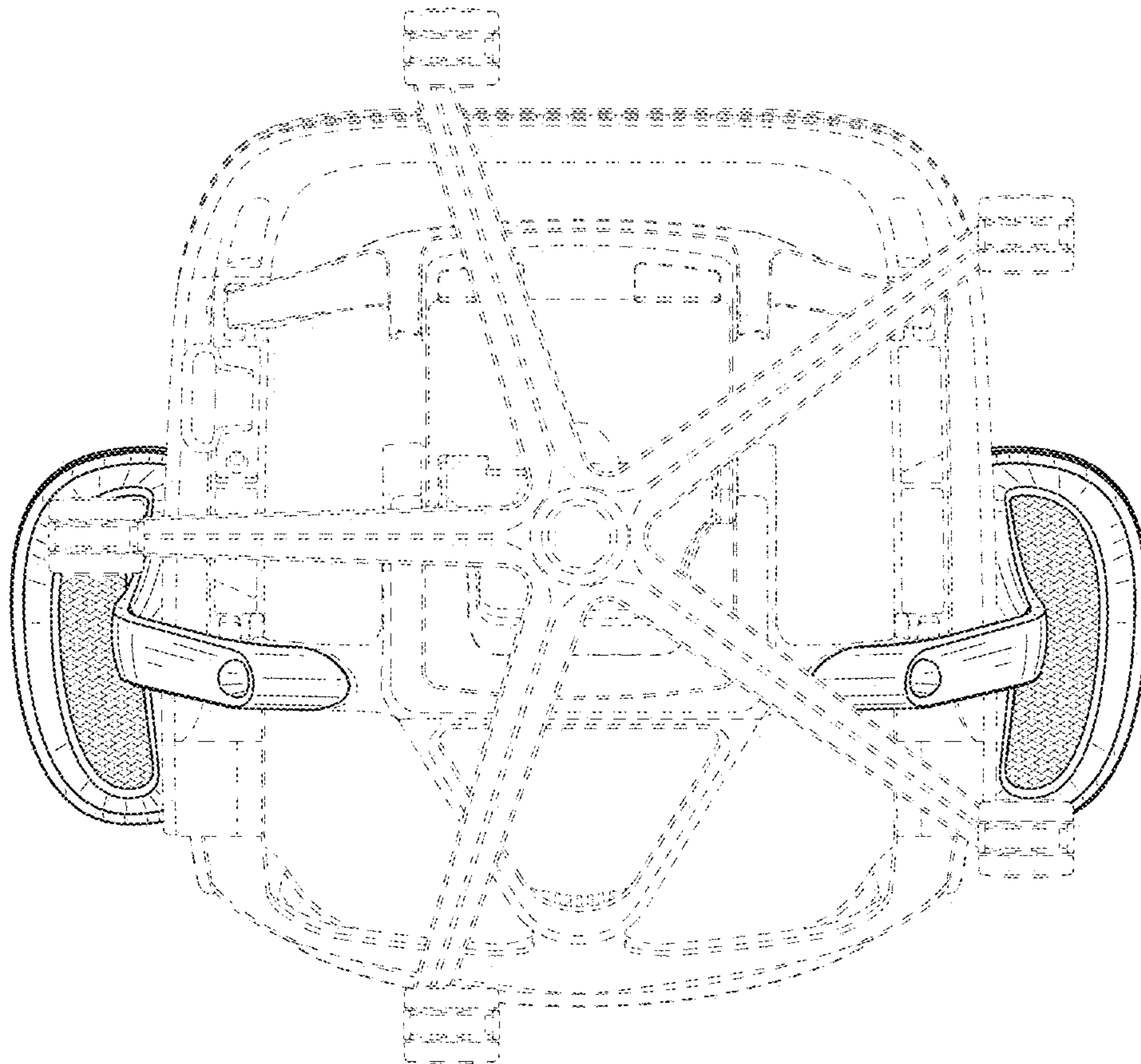


FIG. 7