



US00D946951S

(12) **United States Design Patent** (10) **Patent No.:** **US D946,951 S**  
**Coretti, Jr. et al.** (45) **Date of Patent:** **\*\* Mar. 29, 2022**

(54) **PRODUCT CATCHER PLATES FOR RETAIL SHELVING RACK**

(71) Applicant: **B-O-F CORPORATION**, Aurora, IL (US)

(72) Inventors: **Joseph Coretti, Jr.**, Wheaton, IL (US);  
**Edwin Albarran**, Chicago, IL (US);  
**Derek Au**, Aurora, IL (US)

(73) Assignee: **B-O-F CORPORATION**, Aurora, IL (US)

(\*\*) Term: **15 Years**

(21) Appl. No.: **29/713,077**

(22) Filed: **Nov. 13, 2019**

(51) **LOC (13) Cl.** ..... **06-06**

(52) **U.S. Cl.**  
USPC ..... **D6/702**

(58) **Field of Classification Search**  
USPC ..... D6/702, 703, 703.1, 703.5, 705, 706,  
D6/707.19  
CPC . A47B 2200/0085; A47B 41/06; A47B 96/00;  
A47B 96/06; A47B 96/066; A47B 96/201  
See application file for complete search history.

(56) **References Cited**

**U.S. PATENT DOCUMENTS**

D563,125 S *	3/2008	Held	.....	D6/705.4
D572,511 S *	7/2008	Bohler	.....	D6/705.4
D625,941 S *	10/2010	Holzer	.....	D6/705.5
D638,237 S *	5/2011	Holzer	.....	D6/705.5
D684,400 S *	6/2013	Gasser	.....	D6/705.5
D884,401 S *	5/2020	Su	.....	D6/705.4
D889,892 S *	7/2020	Su	.....	D6/705.4
D892,524 S *	8/2020	Su	.....	D6/705.4

D901,220 S *	11/2020	Schwarzmann	.....	D6/705
D901,221 S *	11/2020	Schwarzmann	.....	D6/705
D901,222 S *	11/2020	Irgang	.....	D6/705
D911,088 S *	2/2021	Irgang	.....	D6/705
D911,089 S *	2/2021	Irgang	.....	D6/705
D926,235 S *	7/2021	Burke	.....	D15/89

\* cited by examiner

*Primary Examiner* — Kelley A Donnelly

(74) *Attorney, Agent, or Firm* — Marshall, Gerstein & Borun LLP

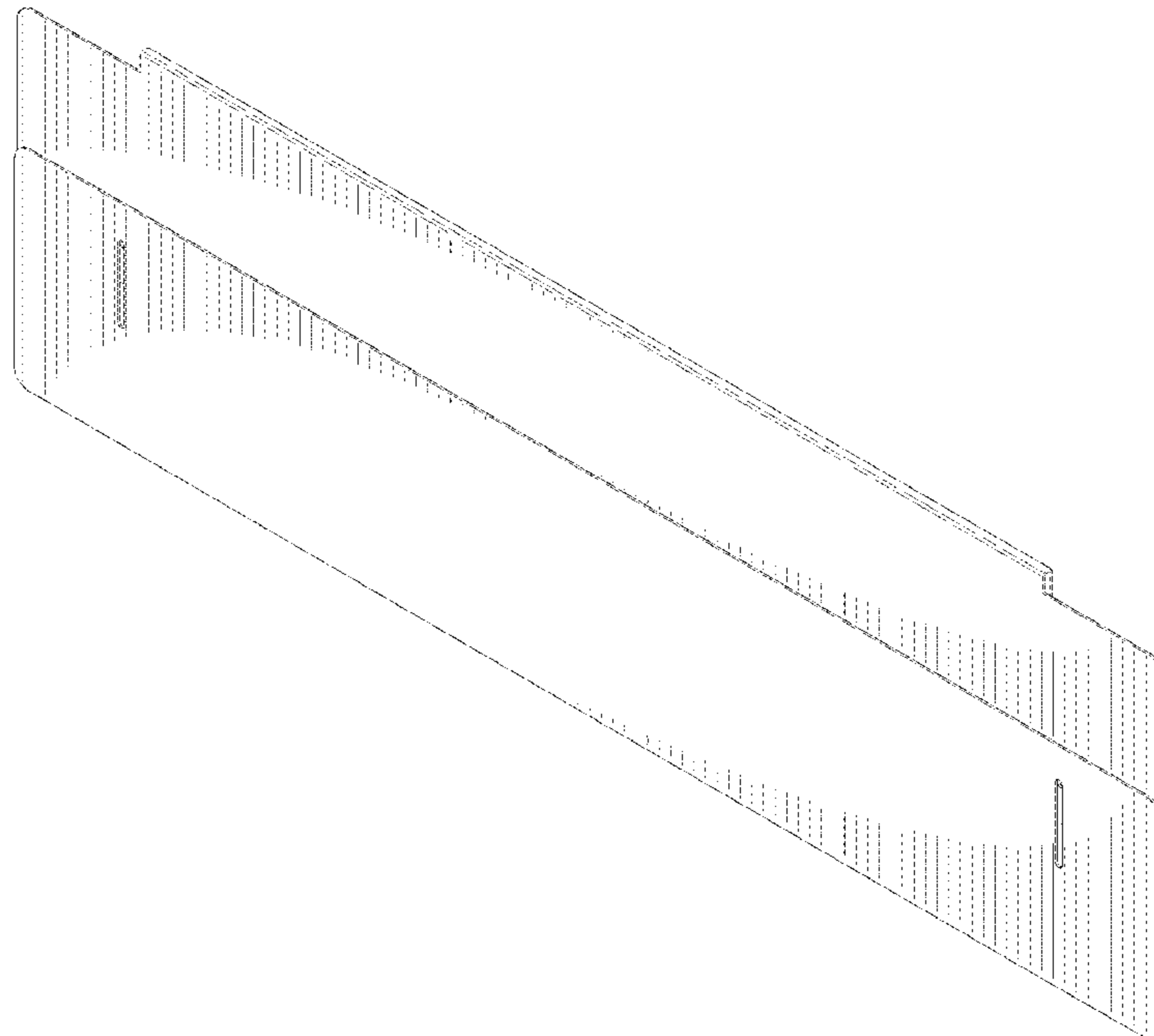
(57) **CLAIM**

The ornamental design for a product catcher plates for retail shelving rack, as shown and described.

**DESCRIPTION**

FIG. 1 is a front perspective view of a product catcher plates for retail shelving rack showing the new design; FIG. 2 is a front view of the invention illustrated in FIG. 1; FIG. 3 is a right side view of the invention illustrated in FIG. 1; FIG. 4 is a rear view of the invention illustrated in FIG. 1; FIG. 5 is a left side view of the invention illustrated in FIG. 1; FIG. 6 is a top view of the invention illustrated in FIG. 1; FIG. 7 is a bottom view of the invention illustrated in FIG. 1; and, FIG. 8 is an environmental view illustrating the product catcher plates for retail shelving rack in use on a shelf rack. The broken lines in the drawings depict environment for the product catcher plates for retail shelving rack that forms no part of the claimed design.

**1 Claim, 7 Drawing Sheets**



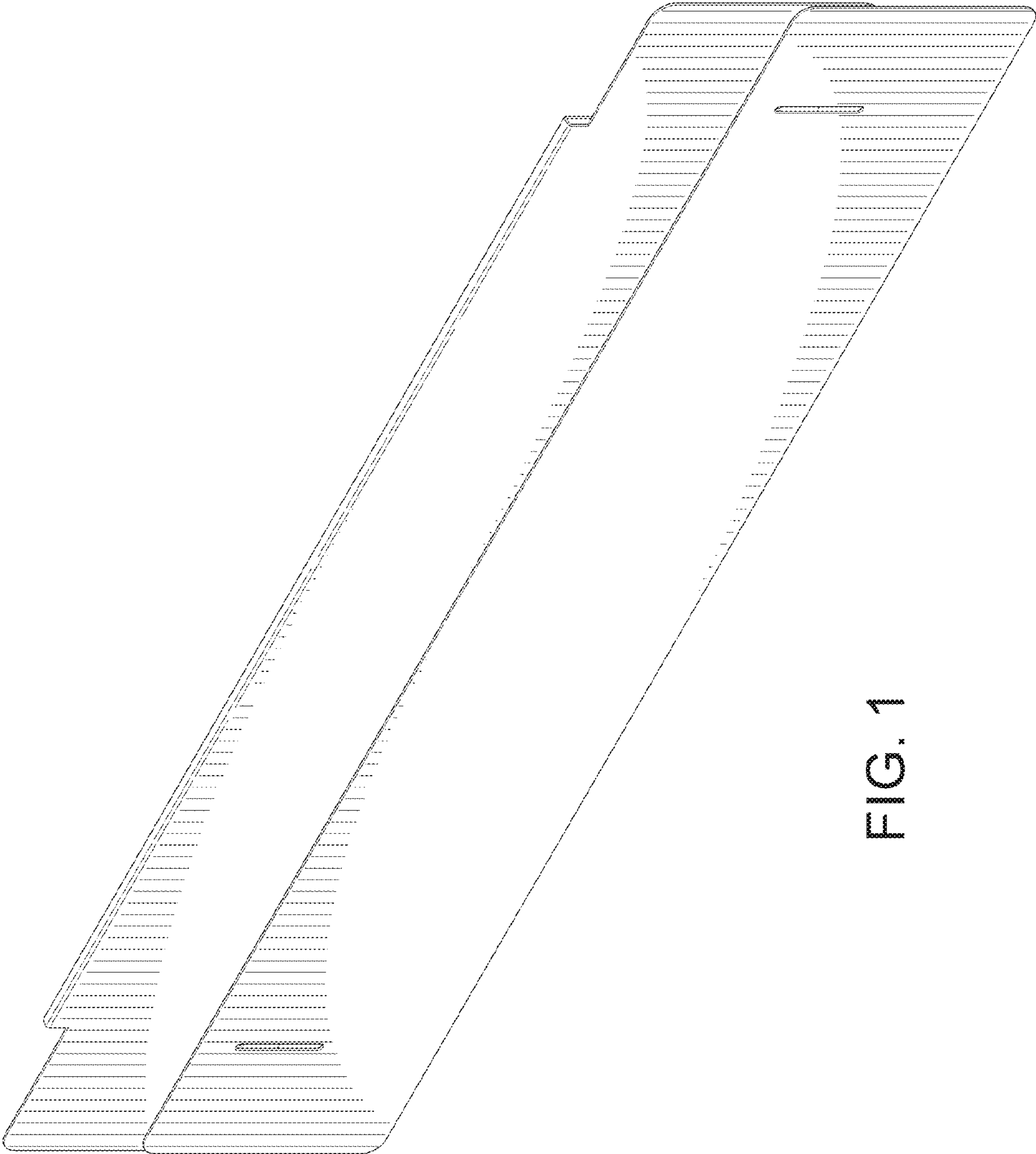


FIG. 1




FIG. 2




FIG. 3




FIG. 4

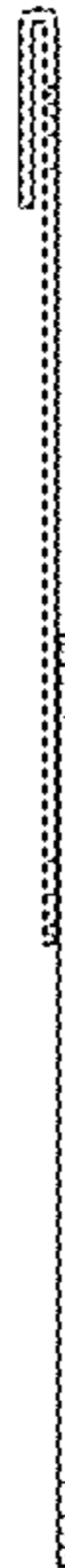


FIG. 5

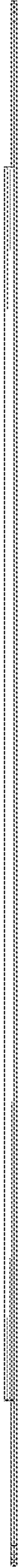


FIG. 6



FIG. 7



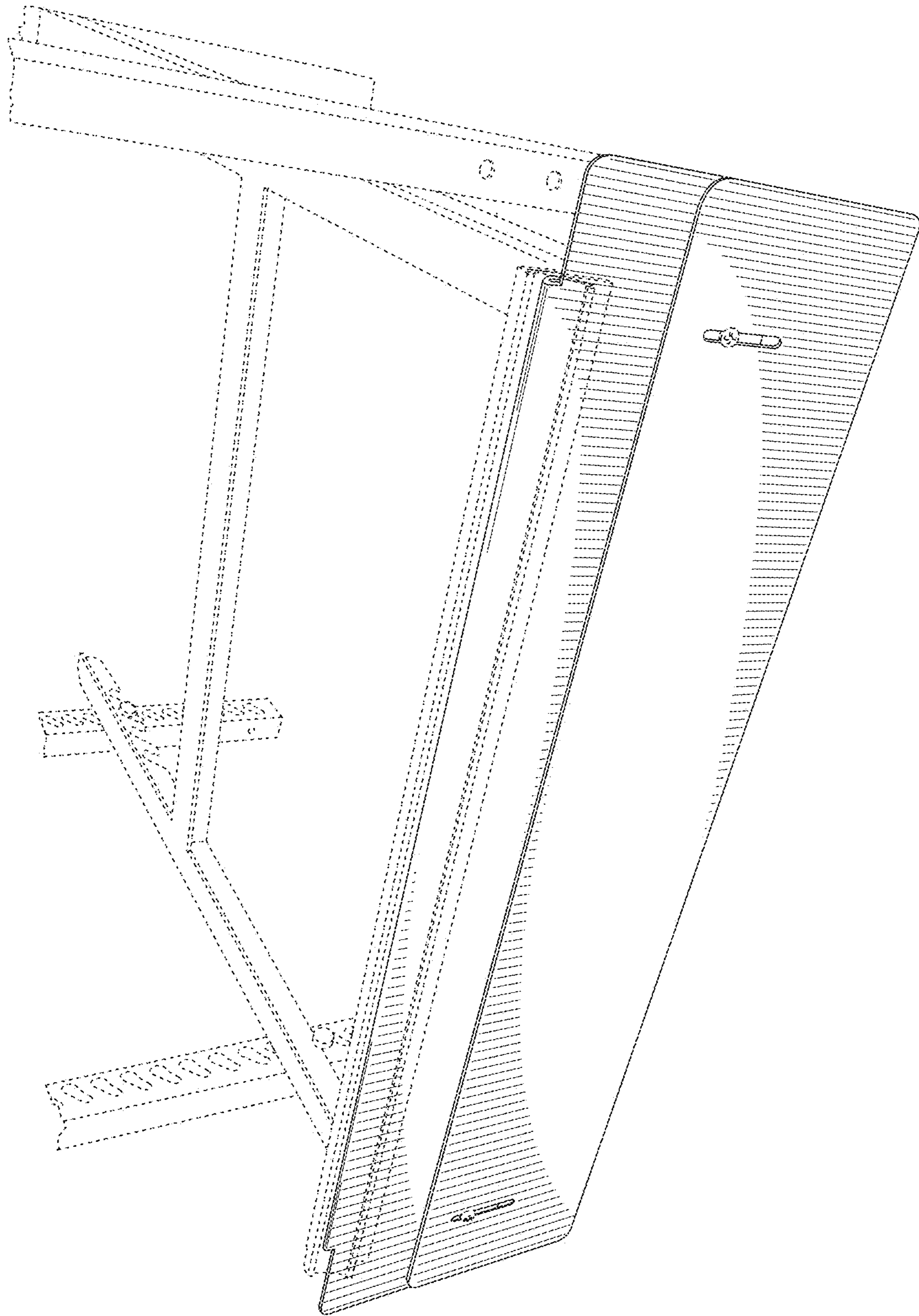


FIG. 8