

US00D946946S

(12) **United States Design Patent**  
**Li**

(10) **Patent No.:** **US D946,946 S**

(45) **Date of Patent:** **\*\* Mar. 29, 2022**

(54) **GUITAR STAND**

(71) Applicant: **SHENZHEN HONGYUE TECHNOLOGY CO., LTD.**, Shenzhen (CN)

(72) Inventor: **Hongchao Li**, Shenzhen (CN)

(73) Assignee: **SHENZHEN HONGYUE TECHNOLOGY CO., LTD.**, Shenzhen (CN)

(\*\*) Term: **15 Years**

(21) Appl. No.: **29/777,531**

(22) Filed: **Apr. 7, 2021**

(51) **LOC (13) Cl.** ..... **06-06**

(52) **U.S. Cl.**  
USPC ..... **D6/682.4**

(58) **Field of Classification Search**  
USPC ..... D6/320, 327, 672, 673, 678, 682, 682.3,  
D6/682.4, 513, 552, 567, 574;  
D3/372-373

CPC ..... A47B 81/00; A47B 47/00; A47B 47/04;  
A47B 97/00; A47B 96/00; A47B 96/021;  
A47B 57/00; A47B 81/005; G10G 5/005;  
G10G 5/00

See application file for complete search history.

(56) **References Cited**

**U.S. PATENT DOCUMENTS**

560,923 A \* 5/1896 Peter ..... E05B 69/006  
211/8  
D375,646 S \* 11/1996 Stewart ..... D6/552

D407,240 S \* 3/1999 Payne ..... D6/674  
D553,408 S \* 10/2007 Kubota ..... D6/553  
D592,436 S \* 5/2009 Thompson ..... D6/574  
D595,077 S \* 6/2009 Tai ..... G10G 5/00  
D604,961 S \* 12/2009 Barry ..... D6/570  
D625,525 S \* 10/2010 Morris ..... D6/682  
9,443,496 B1 \* 9/2016 Chiu ..... F16M 11/247  
D813,580 S \* 3/2018 Reid et al.  
D846,321 S \* 4/2019 Vandervorst ..... D6/682  
D874,855 S \* 2/2020 Wilfer  
D884,385 S \* 5/2020 Florek ..... D6/552  
D901,217 S \* 11/2020 Li ..... D6/682.4  
D937,616 S \* 12/2021 Tang ..... D6/682.5  
2012/0074270 A1 \* 3/2012 Pays ..... G10D 3/22  
248/121

\* cited by examiner

*Primary Examiner* — Kelley A Donnelly

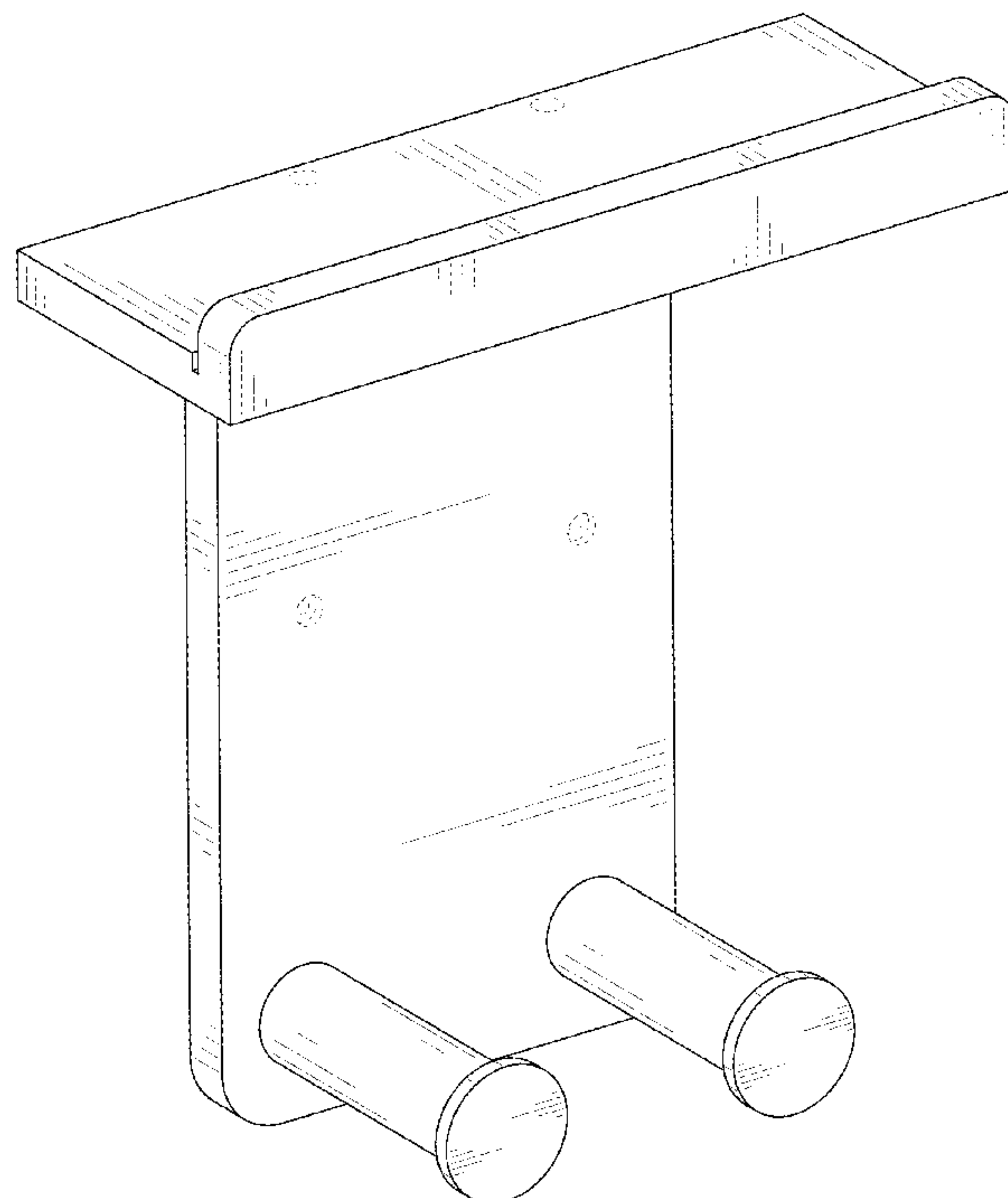
(57) **CLAIM**

The ornamental design for a guitar stand, as shown and described.

**DESCRIPTION**

FIG. 1 is a perspective view of a guitar stand showing my new design;  
FIG. 2 is another perspective view thereof;  
FIG. 3 is a front elevational view thereof;  
FIG. 4 is a rear elevational view thereof;  
FIG. 5 is a left side elevational view thereof;  
FIG. 6 is a right side elevational view thereof;  
FIG. 7 is a top plan view thereof; and,  
FIG. 8 is a bottom plan view thereof.  
The broken lines in the drawings depict portions of the guitar stand that form no part of the claimed design.

**1 Claim, 8 Drawing Sheets**



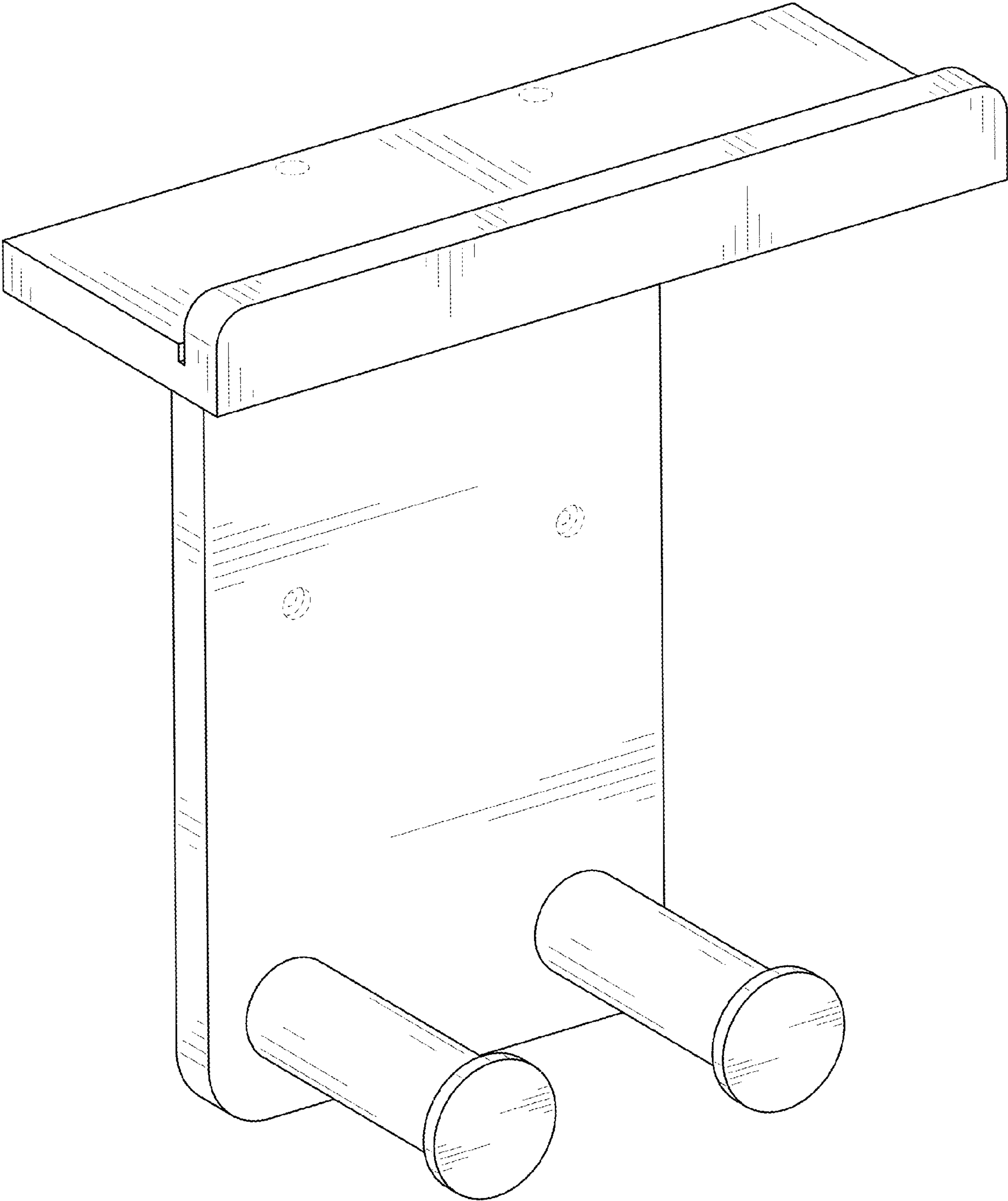


FIG. 1

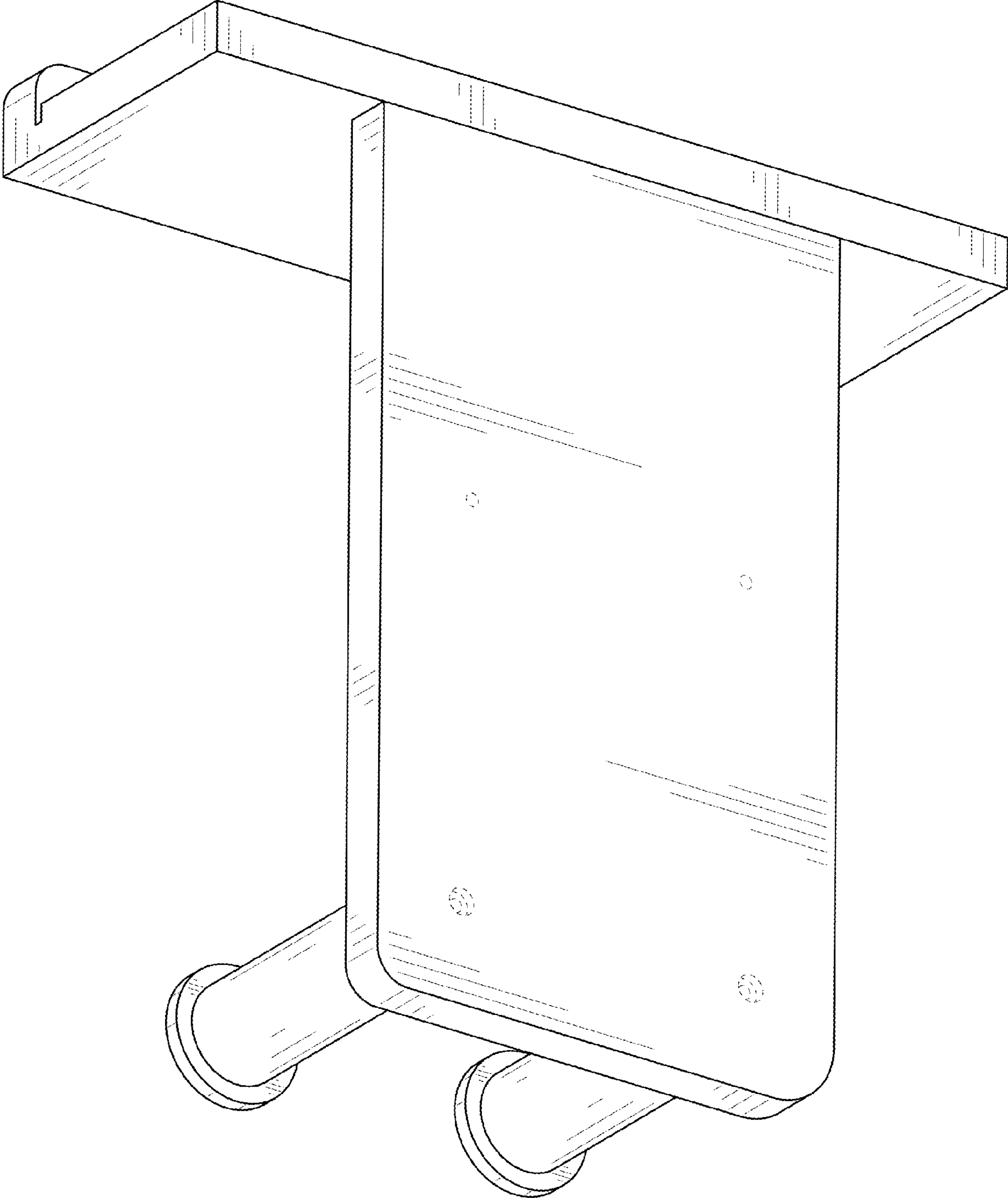


FIG. 2

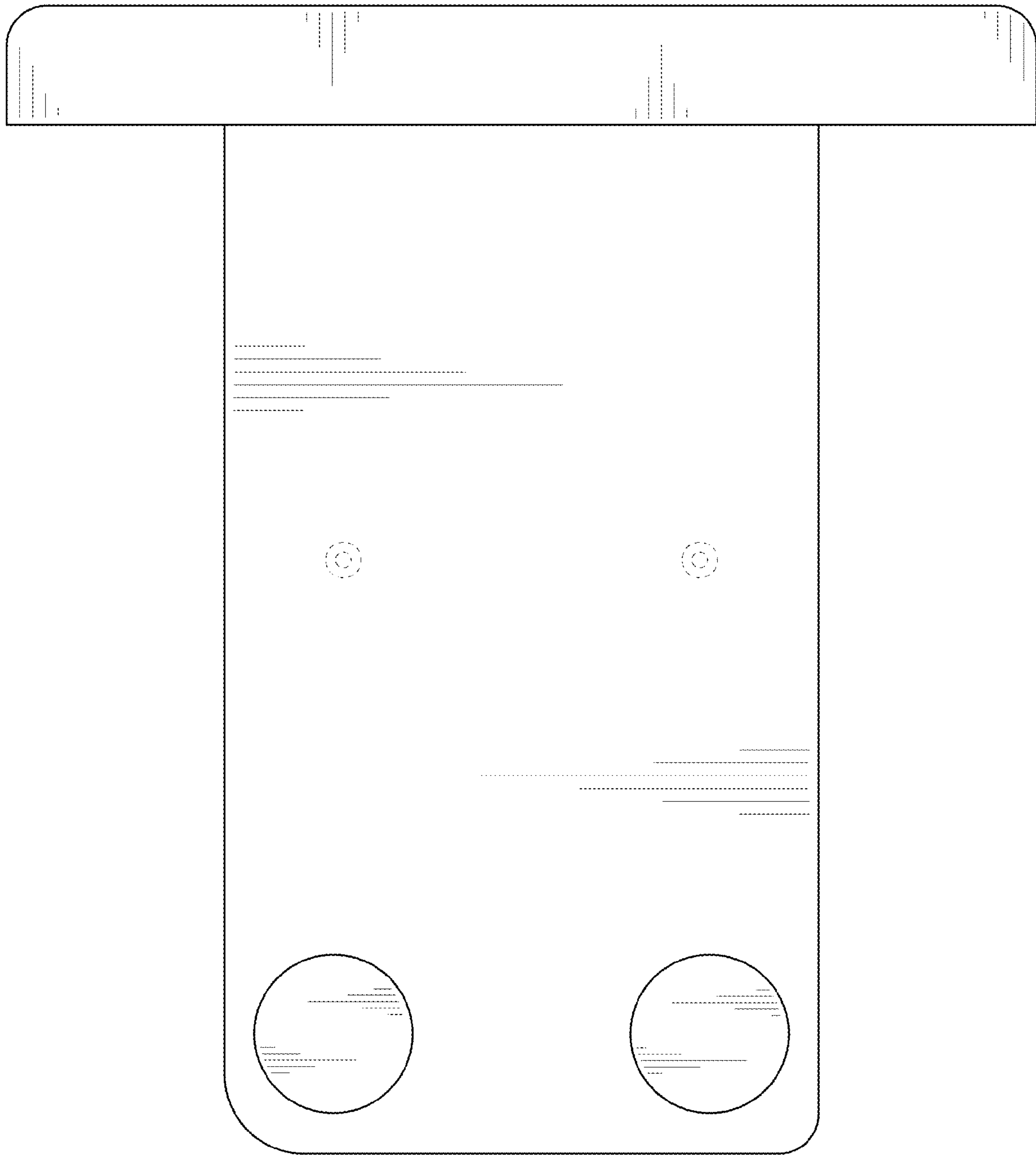


FIG. 3

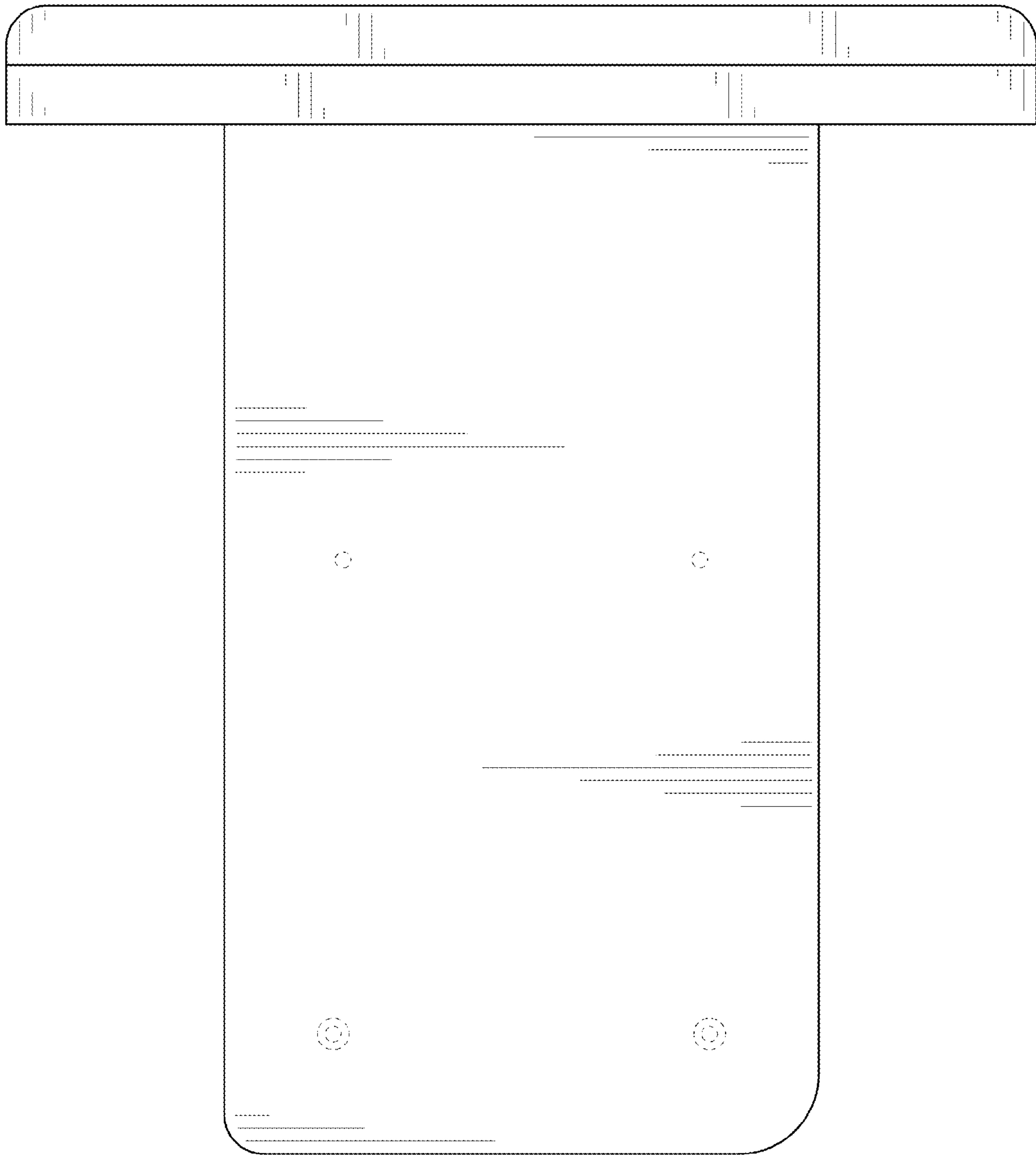


FIG. 4




FIG. 5




FIG. 6

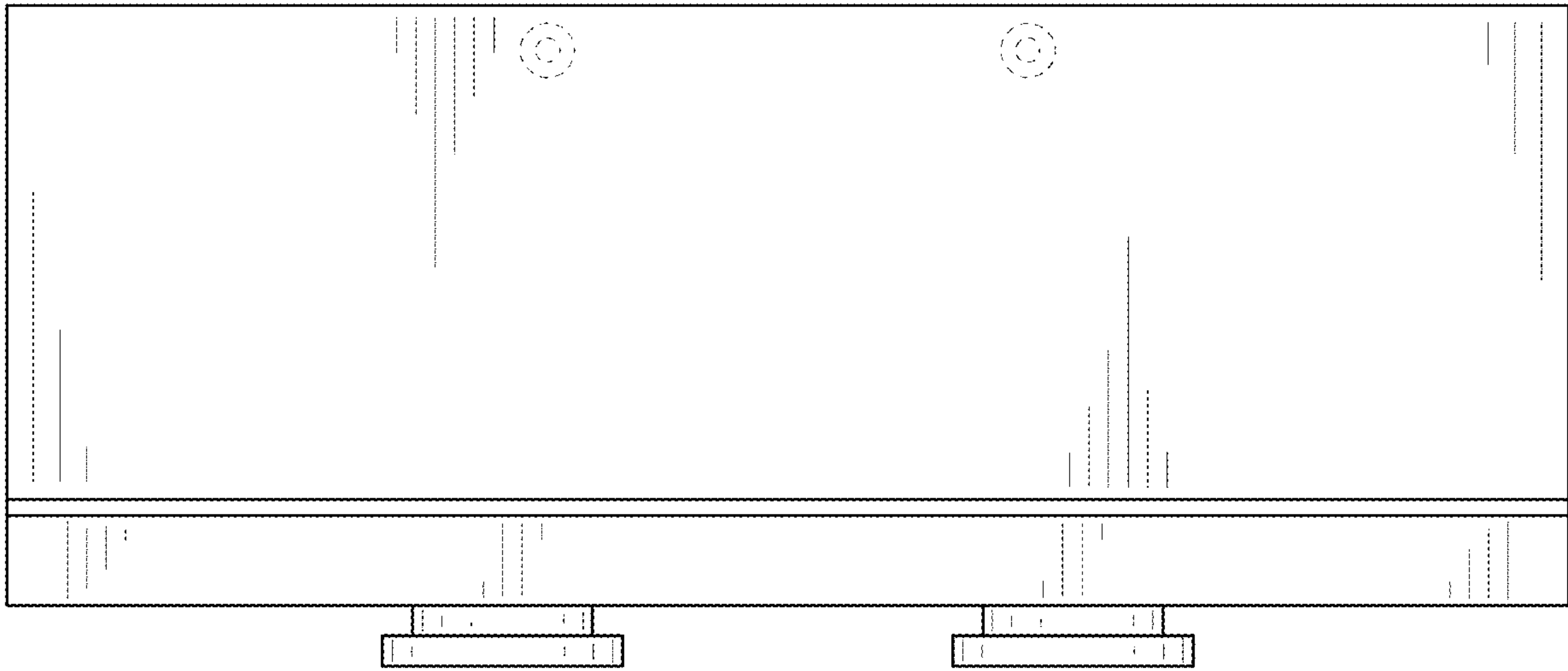


FIG. 7



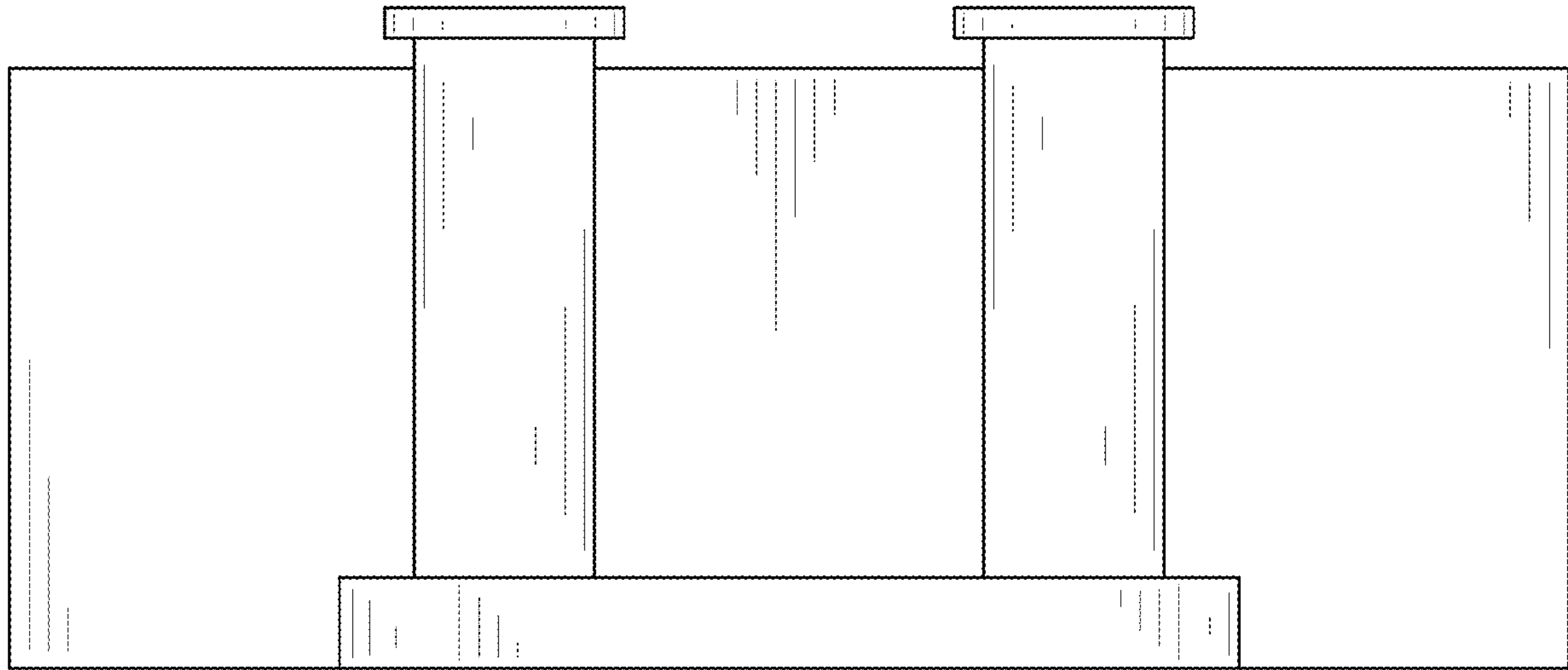


FIG. 8