



US00D946942S

(12) **United States Design Patent**  
**Wu**

(10) **Patent No.:** **US D946,942 S**

(45) **Date of Patent:** **\*\* Mar. 29, 2022**

(54) **SHELF**

(71) Applicant: **Xin Wu**, Chaozhou (CN)

(72) Inventor: **Xin Wu**, Chaozhou (CN)

(\*\*) Term: **15 Years**

(21) Appl. No.: **29/781,545**

(22) Filed: **Apr. 30, 2021**

(51) **LOC (13) Cl.** ..... **06-06**

(52) **U.S. Cl.**

USPC ..... **D6/675.3**

(58) **Field of Classification Search**

USPC ..... D6/675-675.1, 682-682.1, 683, 683.1;  
D7/550.1, 554.3, 601-602

CPC ..... A47B 47/00; A47B 47/02; A47B 5/021;  
A47B 63/00; A47F 5/0018; A47F 5/0043;  
A47F 5/0056; A47F 5/01

See application file for complete search history.

(56) **References Cited**

**U.S. PATENT DOCUMENTS**

D493,660 S *	8/2004	Goodman	.....	D6/630
D530,948 S *	10/2006	Snell	.....	D6/525
D556,476 S *	12/2007	Butler	.....	D6/708.16
D699,478 S *	2/2014	Snider	.....	D6/566
D739,681 S *	9/2015	Bee	.....	D7/600.4
D753,422 S *	4/2016	Snider	.....	D6/675.3
D785,979 S *	5/2017	Snider	.....	D6/675.1
D839,644 S *	2/2019	Tuang	.....	D6/683.1
D841,374 S *	2/2019	Felsenthal	.....	D6/681
D862,949 S *	10/2019	Ghiorghie	.....	D6/675.2
D866,229 S	11/2019	Wu		
D868,510 S	12/2019	Hu		

D876,169 S *	2/2020	Klein	.....	D7/600.4
D898,487 S *	10/2020	Wilson	.....	D6/675.2
D899,826 S	10/2020	Cheng		
D904,809 S	12/2020	Li		
D907,945 S	1/2021	Chiang		
D910,347 S	2/2021	Li		
D911,084 S	2/2021	Sabounjian		
D914,413 S	3/2021	Cui		
D916,525 S	4/2021	Pan		
D918,678 S *	5/2021	Wilson	.....	D7/704
D918,679 S *	5/2021	Yao	.....	D3/307
D923,422 S *	6/2021	Xu	.....	D7/600.4
D942,177 *	2/2022	Liu	.....	D6/569

\* cited by examiner

*Primary Examiner* — Kelley A Donnelly

(74) *Attorney, Agent, or Firm* — Rumit Ranjit Kanakia

(57) **CLAIM**

The ornamental design for a shelf, as shown and described.

**DESCRIPTION**

FIG. 1 is a front elevational view of a shelf showing my new design;

FIG. 2 is a rear elevational view thereof; and

FIG. 3 is a left elevational view thereof;

FIG. 4 is a right side view thereof;


FIG. 5 is a top side view thereof;


FIG. 6 is a bottom plan view thereof; and,

FIG. 7 is a perspective view of a shelf showing my new design.


The broken lines in the figures are for the purposes of illustrating portions of the shelf, which form no part of the claimed design.

**1 Claim, 7 Drawing Sheets**

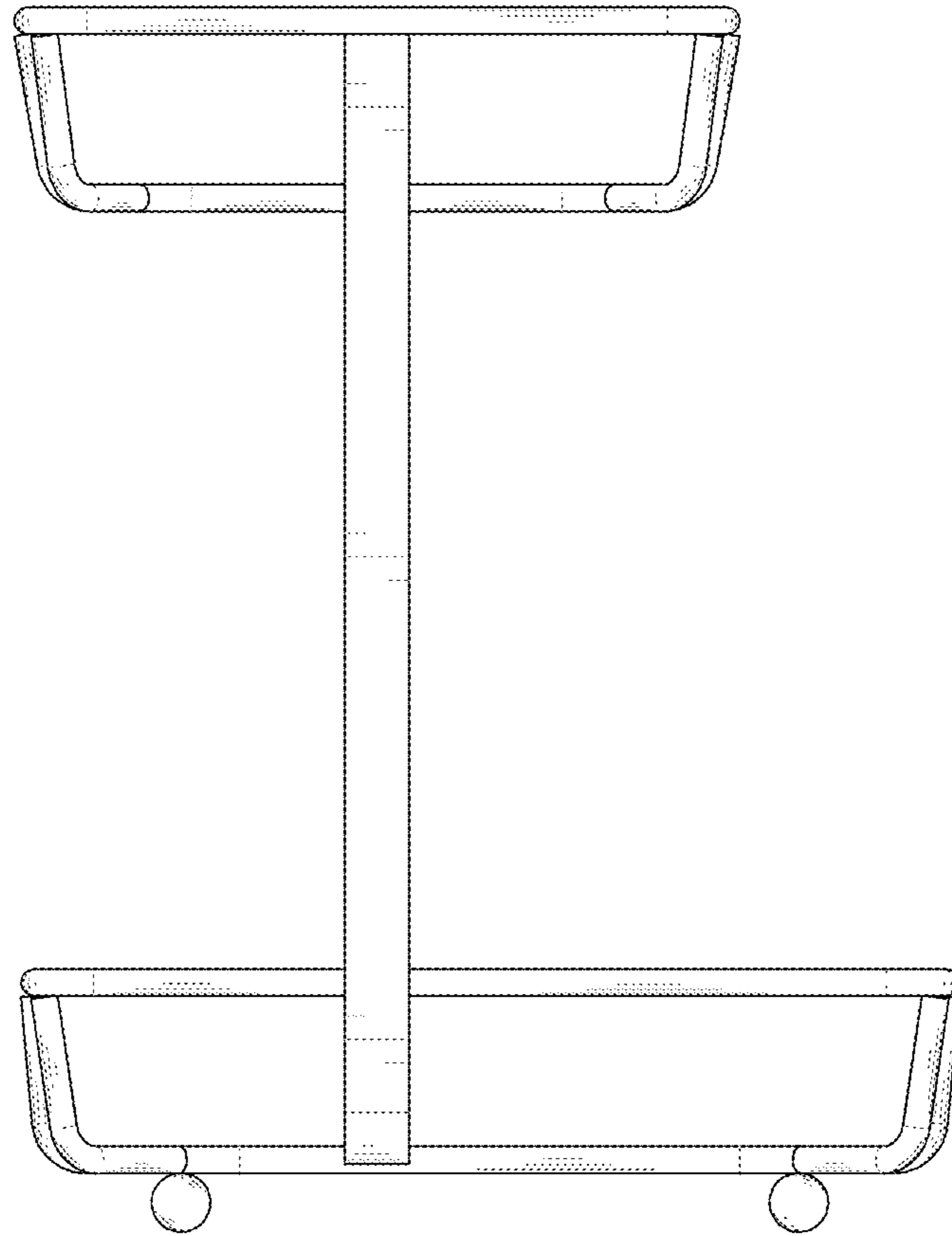




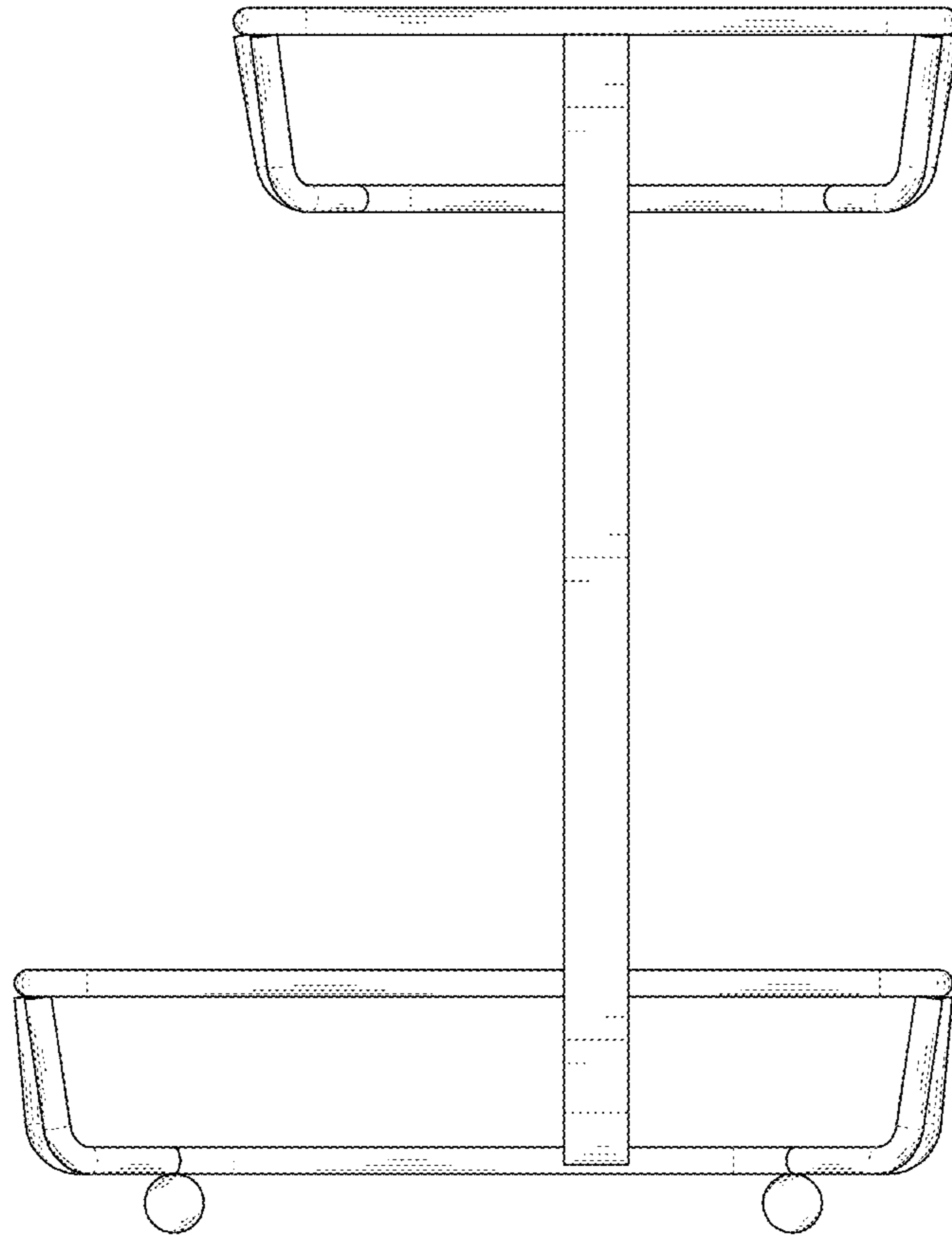
**FIG. 1**




**FIG. 2**




**FIG. 3**



**FIG. 4**

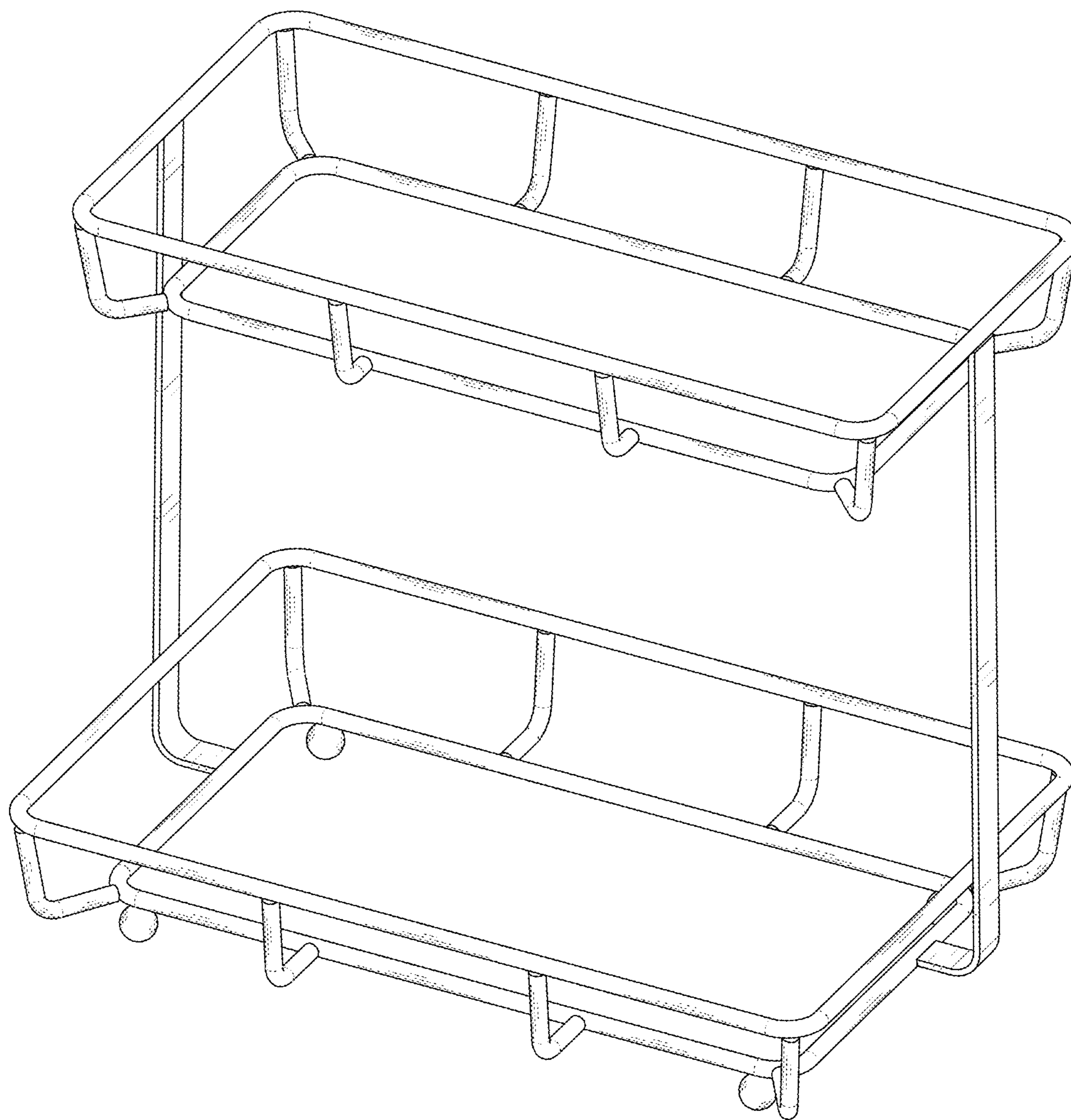


**FIG. 5**



**FIG. 6**





**FIG. 7**