



US00D946939S

(12) **United States Design Patent**
Yang

(10) **Patent No.:** **US D946,939 S**
(45) **Date of Patent:** **** Mar. 29, 2022**

(54) **DESKTOP BOOKSHELF**

(71) Applicant: **Meng Yang**, Anhui (CN)

(72) Inventor: **Meng Yang**, Anhui (CN)

(**) Term: **15 Years**

(21) Appl. No.: **29/785,113**

(22) Filed: **May 24, 2021**

(51) **LOC (13) Cl.** **06-06**

(52) **U.S. Cl.**
USPC **D6/675.1**

(58) **Field of Classification Search**
USPC D6/672, 675, 675.1, 675.2, 675.3, 675.4,
D6/675.5, 682

CPC A47F 1/00; A47F 5/0018; A47B 96/00;
A47B 96/02; A47B 47/00; A47B 47/042

See application file for complete search history.

(56) **References Cited**

U.S. PATENT DOCUMENTS

D664,378 S 7/2012 Vu
D777,481 S * 1/2017 Denby D6/675.3

D907,945 S * 1/2021 Chiang D6/675.1
D915,801 S 4/2021 Davis et al.
D916,538 S * 4/2021 Xiao D6/675.1
D920,723 S * 6/2021 Cui D6/675.3
D922,810 S * 6/2021 Belokin D6/678.1
D935,245 S * 11/2021 Xiao D6/675.1

* cited by examiner

Primary Examiner — Kelley A Donnelly

(74) *Attorney, Agent, or Firm* — ScienBiziP, P.C.

(57) **CLAIM**

The ornamental design for a desktop bookshelf, as shown and described.

DESCRIPTION

FIG. 1 is a front, right, and top perspective view of a desktop bookshelf, showing my design.

FIG. 2 is a front elevation view thereof.

FIG. 3 is a rear elevation view thereof.


FIG. 4 is a left side elevation view thereof.

FIG. 5 is a right side elevation view thereof.

FIG. 6 is a top plan view thereof; and,

FIG. 7 is a bottom plan view thereof.

1 Claim, 7 Drawing Sheets






FIG. 1




FIG. 2




FIG. 3

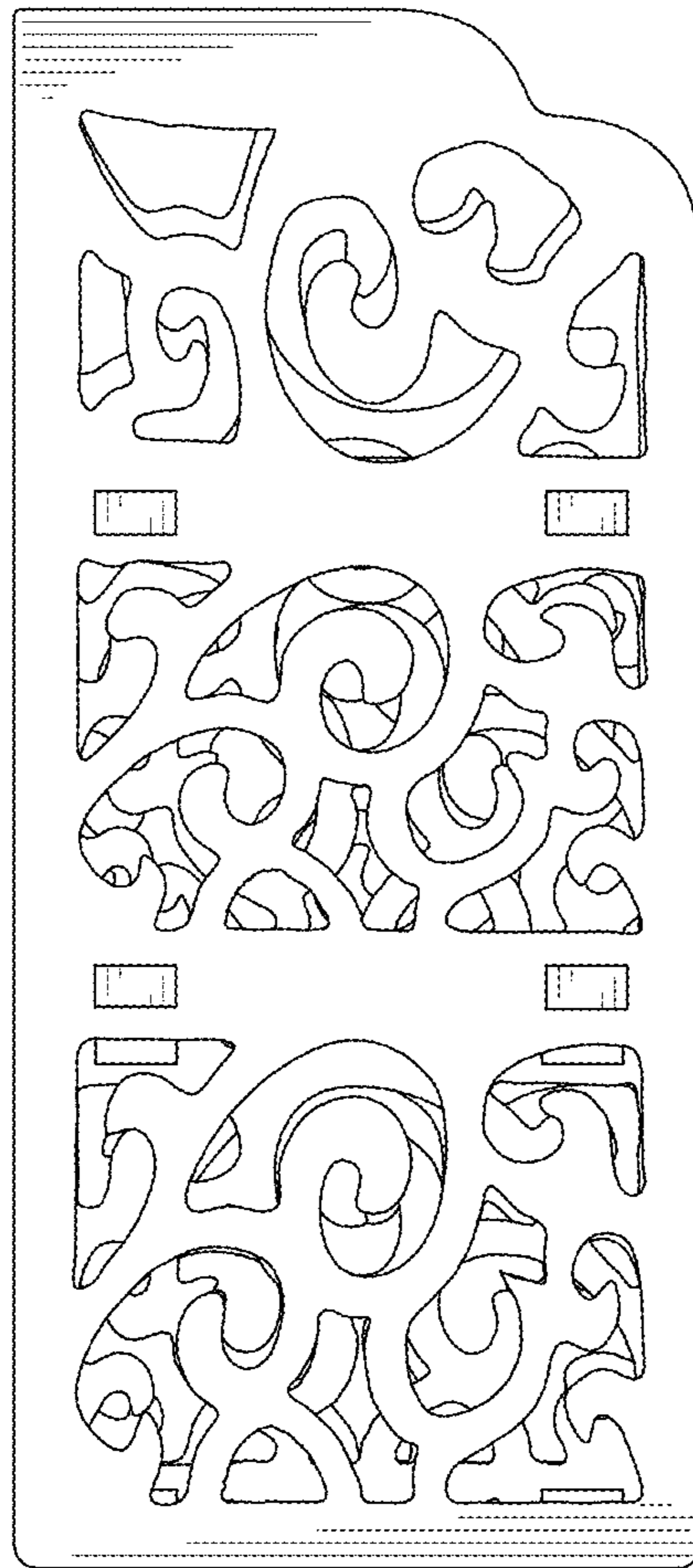


FIG. 4




FIG. 5

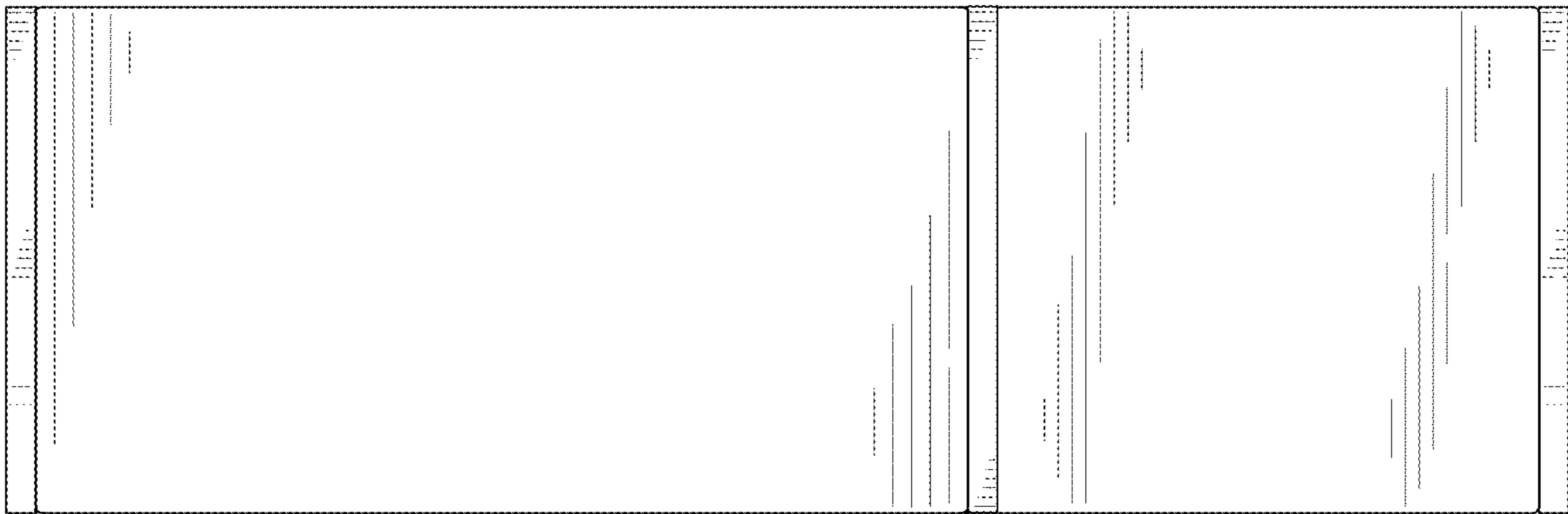


FIG. 6




FIG. 7