



US00D946933S

(12) **United States Design Patent**
Rivera

(10) **Patent No.:** **US D946,933 S**

(45) **Date of Patent:** **** Mar. 29, 2022**

(54) **INFLATABLE MATTRESS**

(71) Applicant: **Cosmetic Comfort, LLC**, Twin Falls, ID (US)

(72) Inventor: **Lilly Ann Rivera**, Twin Falls, ID (US)

(73) Assignee: **Cosmetic Comfort, LLC**, Twin Falls, ID (US)

(**) Term: **15 Years**

(21) Appl. No.: **29/757,702**

(22) Filed: **Nov. 9, 2020**

(51) **LOC (13) Cl.** **06-09**

(52) **U.S. Cl.**
USPC **D6/604**

(58) **Field of Classification Search**
USPC D6/333, 349, 355, 375, 388, 512, 563,
D6/564, 595, 596, 601, 604, 611, 707,
D6/715, 716, 716.1; D24/183–185, 234;
D21/803, 804, 805, 809
CPC A47G 9/10; A47G 9/1009; A47G 9/1027;
A47G 9/1045; A47G 9/1063; A47G
9/1072; A47G 9/1081
See application file for complete search history.

(56) **References Cited**

U.S. PATENT DOCUMENTS

D301,669 S * 6/1989 Dwelly D6/601
D357,156 S * 4/1995 Wolfe D6/596
D366,084 S * 1/1996 Wolfe D21/809
D394,978 S * 6/1998 Smith D6/331
D504,045 S * 4/2005 Rediske D6/601

D544,061 S * 6/2007 Kuchler D21/803
D798,633 S * 10/2017 Zanki D6/601
D829,021 S * 9/2018 Douglas D6/601
D839,007 S * 1/2019 Craine D6/333
D843,755 S * 3/2019 Berry, Jr. D6/604
D862,120 S * 10/2019 Clute D6/604
D863,827 S * 10/2019 Zanki D6/601
D865,398 S * 11/2019 Zhang D6/604
D874,852 S * 2/2020 Zuo D6/604
D898,444 S * 10/2020 Chen D6/601
D917,931 S * 5/2021 Xiaolang D6/604
D921,382 S * 6/2021 Zhou D6/361
2016/0213158 A1* 7/2016 Rustemeyer A47C 20/02

* cited by examiner

Primary Examiner — Jennifer L Rempfer

(74) *Attorney, Agent, or Firm* — Gurr Brande & Spendlove, PLLC; Robert A. Gurr

(57) **CLAIM**

The ornamental design for an inflatable mattress, as shown and described.

DESCRIPTION

FIG. 1 is a top, front perspective view of the inflatable mattress;
FIG. 2 is a top plan view of the inflatable mattress;
FIG. 3 is a bottom plan view of the inflatable mattress;
FIG. 4 is a left side elevation view of the inflatable mattress;
FIG. 5 is a right side elevation view of the inflatable mattress;
FIG. 6 is a front elevation view of the inflatable mattress;
and,
FIG. 7 is a rear elevation view of the inflatable mattress.

1 Claim, 5 Drawing Sheets

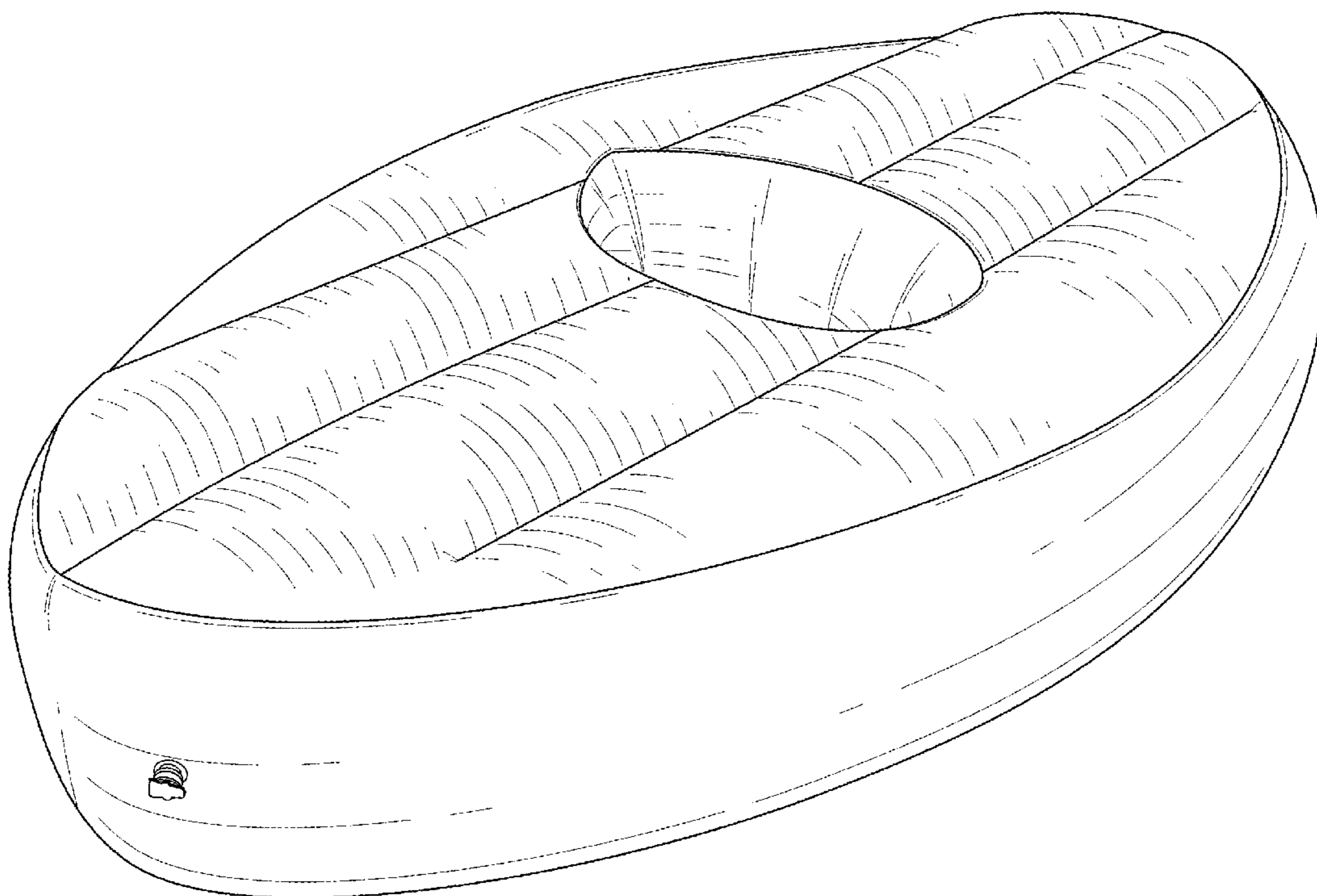




FIG. 1

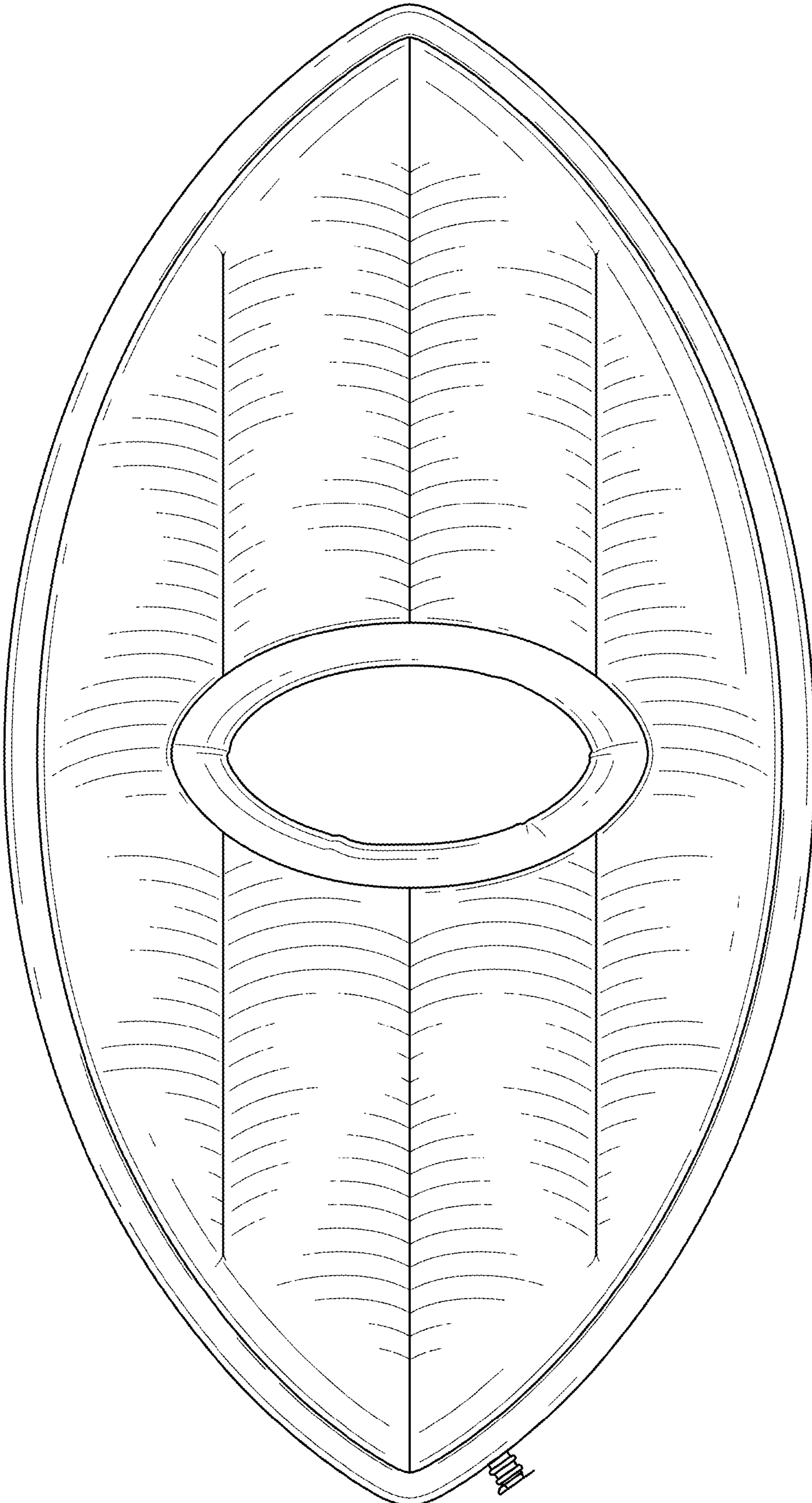


FIG. 2

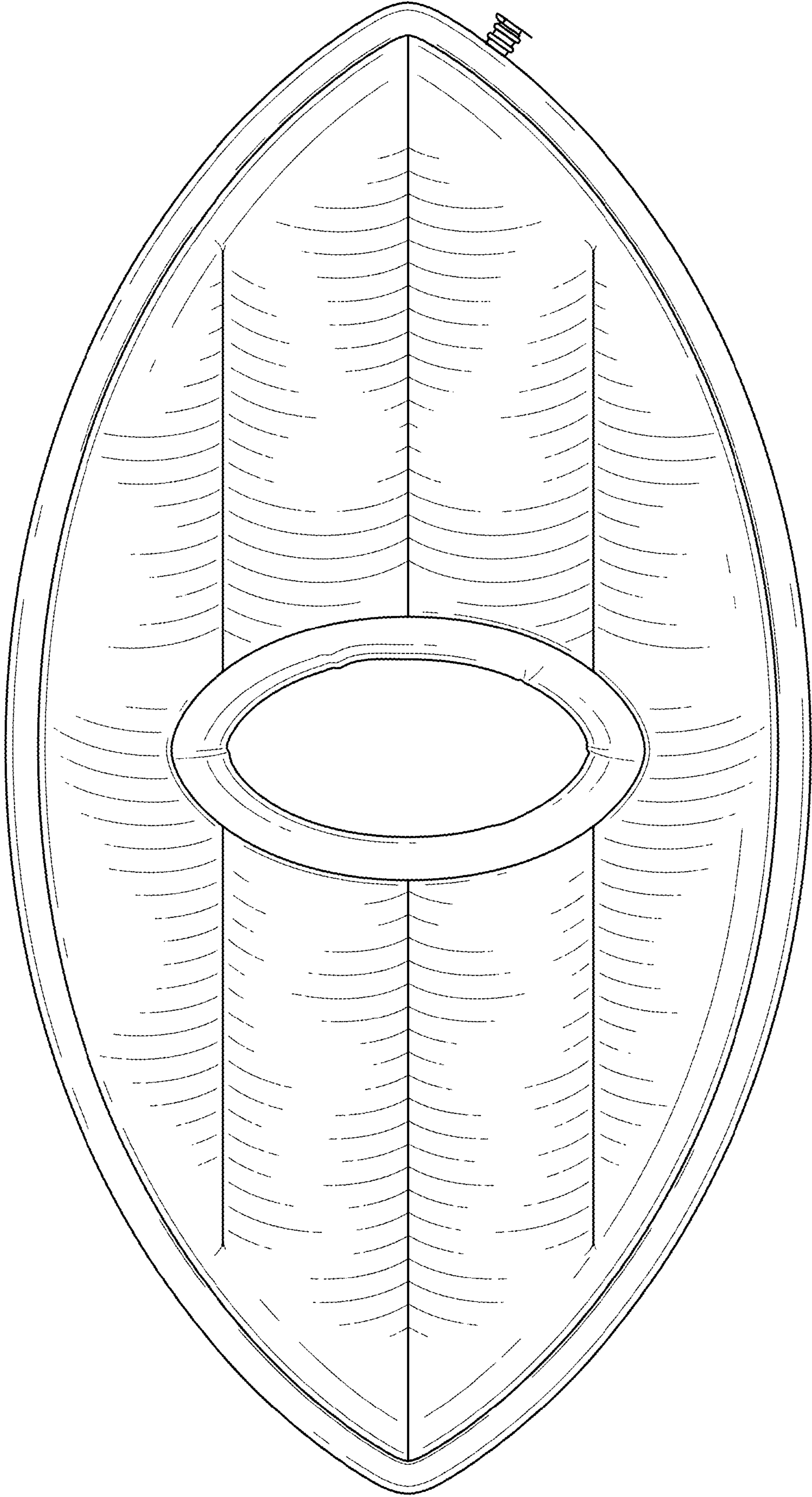


FIG. 3




FIG. 4




FIG. 5

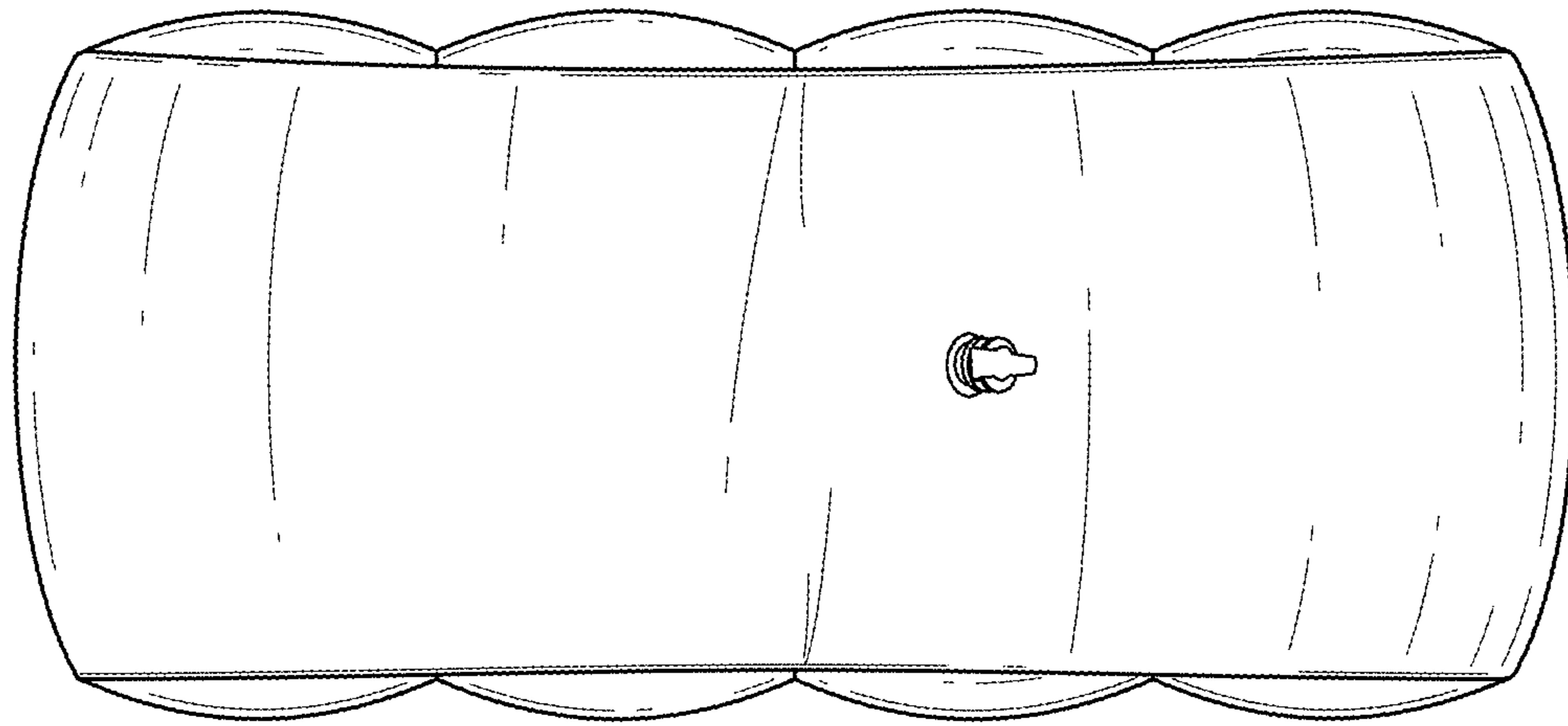


FIG. 6

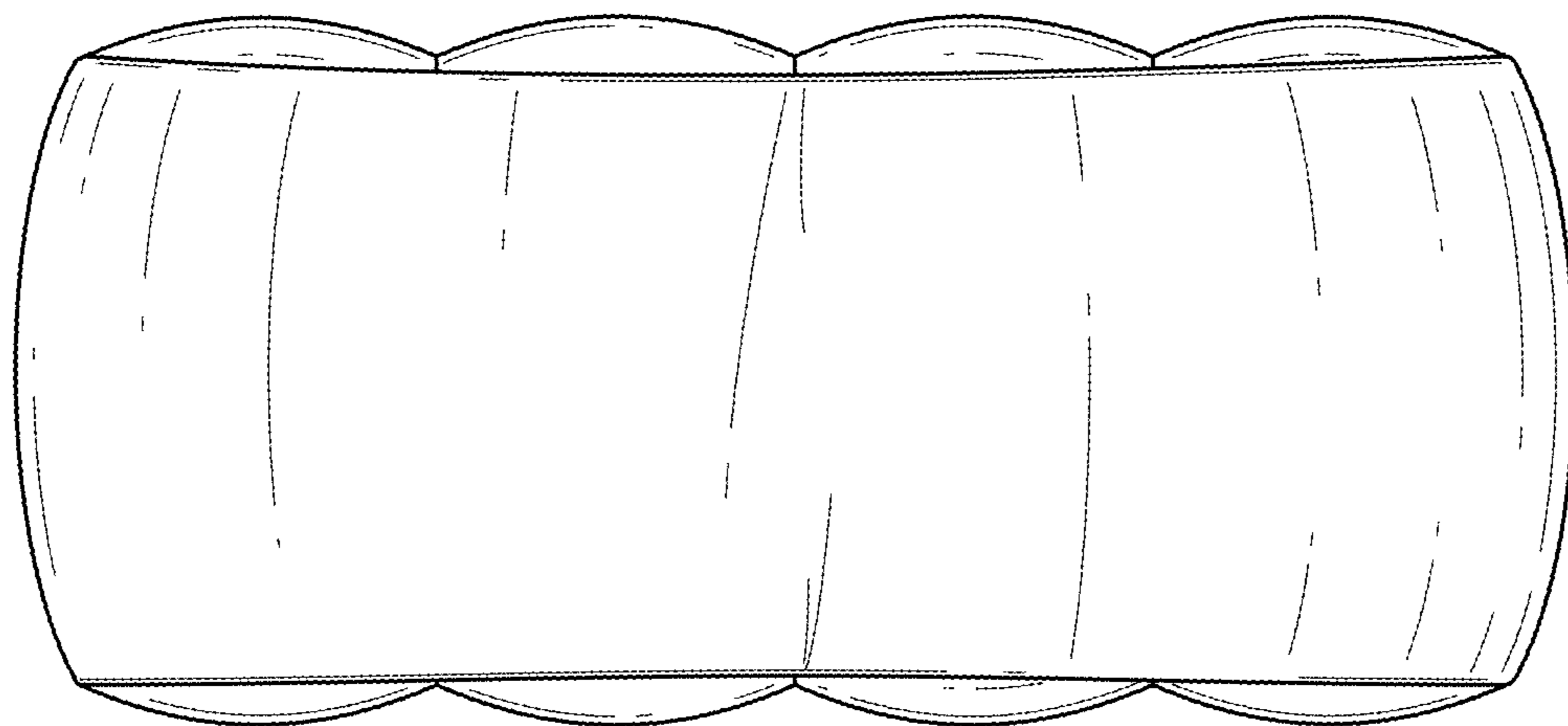


FIG. 7