

US00D946929S

(12) **United States Design Patent** (10) **Patent No.:** **US D946,929 S**
Holzmann et al. (45) **Date of Patent:** **** Mar. 29, 2022**

(54) **SHELF**

- (71) Applicant: **Bradley Corporation**, Menomonee Falls, WI (US)
- (72) Inventors: **Simon Holzmann**, Zorneding (DE); **Stefan Hillenmayer**, Munich (DE); **Ning Zhou**, Munich (DE); **Maximilian Schneider**, Münche (DE); **Laura Beth Stang**, Mukwonago, WI (US); **Vincenz Marschall**, Munich (DE)
- (73) Assignee: **Bradley Corporation**, Menomonee Falls, WI (US)
- (**) Term: **15 Years**
- (21) Appl. No.: **29/728,362**
- (22) Filed: **Mar. 18, 2020**

Related U.S. Application Data

- (63) Continuation-in-part of application No. 29/710,959, filed on Oct. 28, 2019.
- (51) **LOC (13) Cl.** **06-04**
- (52) **U.S. Cl.**
USPC **D6/574**
- (58) **Field of Classification Search**
USPC D6/300-302, 308-314, 522, 574, 672, D6/675, 675.1, 678.2, 702, 703.1, 705,
(Continued)

(56) **References Cited**

U.S. PATENT DOCUMENTS

- 1,759,432 A * 5/1930 Brecht A47G 1/14
40/763
- 2,281,054 A * 4/1942 Smith A47G 1/0638
40/790

(Continued)

FOREIGN PATENT DOCUMENTS

- EM 007783873-0001 * 4/2020
- GB 9007783873-0001 * 4/2020
- KR 300949712.0000 * 8/2017

OTHER PUBLICATIONS

Floating Wall Shelves Set [online], [site visited Oct. 28, 2021]. Available from internet, URL: <https://www.amazon.com/Floating-Shelves-Storage-Mounted-Bathroom/dp/B097SS5WJW/ref=sr_1_113?dchild=1&keywords=shelf+with+hooks&qid=1635462333&prefix=shelf+with+%2Caps%2C277&sr=8-113> (Year: 2021).*

Primary Examiner — George A Bugg
Assistant Examiner — Xavier Marti-Santos

(74) *Attorney, Agent, or Firm* — Boyle Fredrickson, S.C.

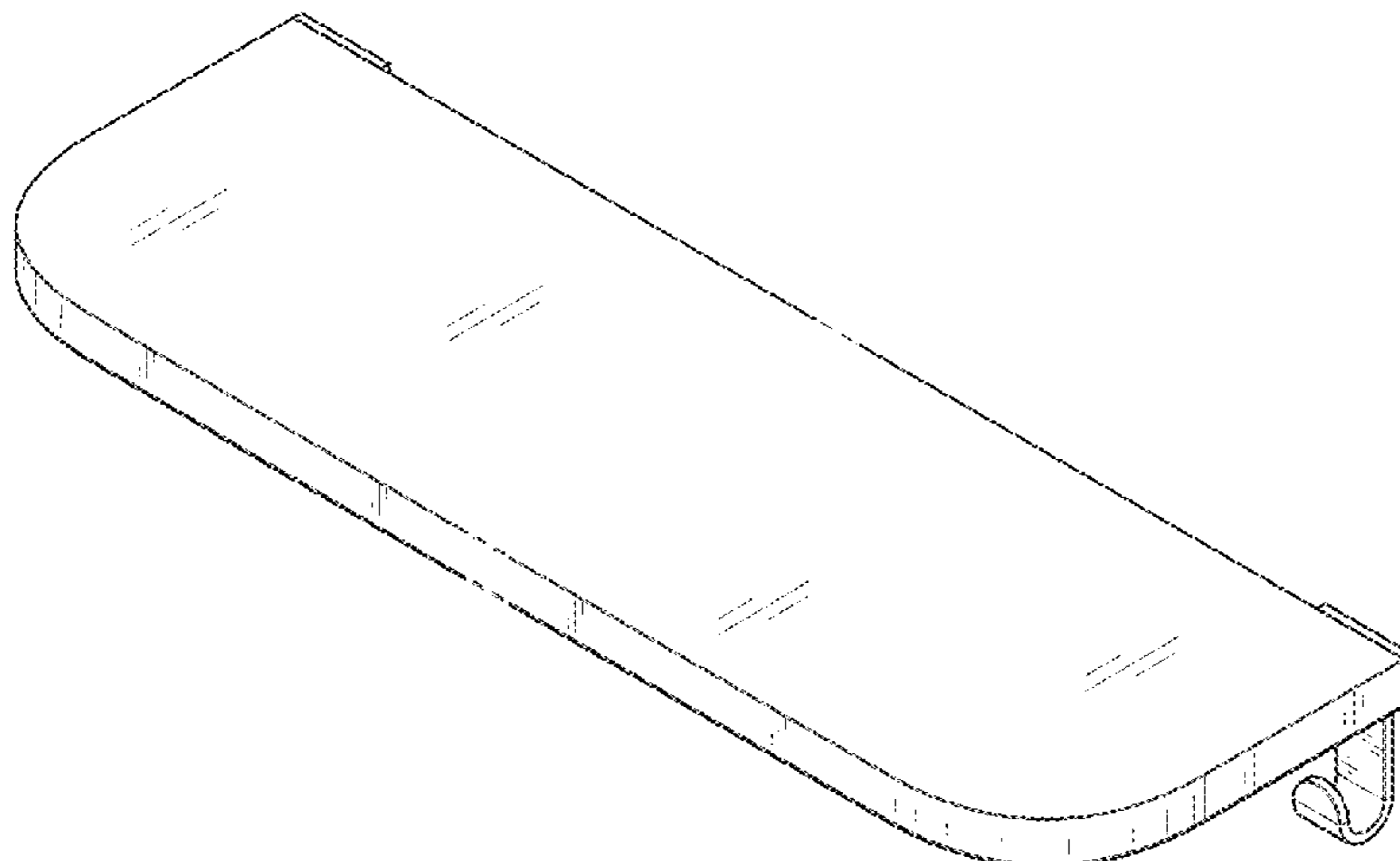
(57) **CLAIM**

The ornamental design for a shelf, substantially as shown and described.

DESCRIPTION

FIG. 1 is a front, raised perspective view of a shelf according to a first embodiment of the invention;
 FIG. 2 is a front view of the shelf of FIG. 1;
 FIG. 3 is a rear view of the shelf of FIG. 1;
 FIG. 4 is a right side view of the shelf of FIG. 1;
 FIG. 5 is a left side view of the shelf of FIG. 1;
 FIG. 6 is a top view of the shelf of FIG. 1;
 FIG. 7 is a bottom view of the shelf of FIG. 1;
 FIG. 8 is a front, raised perspective view of a shelf according to a second embodiment of the invention;
 FIG. 9 is a front view of the shelf of FIG. 8;
 FIG. 10 is a rear view of the shelf of FIG. 8;
 FIG. 11 is a right side view of the shelf of FIG. 8;
 FIG. 12 is a left side view of the shelf of FIG. 8;
 FIG. 13 is a top view of the shelf of FIG. 8;
 FIG. 14 is a bottom view of the shelf of FIG. 8;
 FIG. 15 is a front, raised perspective view of a shelf according to a third embodiment of the invention;
 FIG. 16 is a front view of the shelf of FIG. 15;
 FIG. 17 is a rear view of the shelf of FIG. 15;
 FIG. 18 is a right side view of the shelf of FIG. 15;
 FIG. 19 is a left side view of the shelf of FIG. 15;
 FIG. 20 is a top view of the shelf of FIG. 15; and,
 FIG. 21 is a bottom view of the shelf of FIG. 15.

(Continued)



The broken lines shown on the surface of the drawings show portions of the shelf that form no part of the claimed design.

1 Claim, 12 Drawing Sheets

(58) **Field of Classification Search**

USPC D6/705.1, 705.2, 707, 707.19, 707.22, D6/707.23; D23/270, 271, 286; D26/56; D19/113; D20/10, 19, 39, 42; D8/349, D8/367, 373
 CPC ... A47G 1/00; A47G 1/02; A47G 1/06; A47G 1/0605; A47G 1/0638; A47G 1/08; A47G 1/14; A47G 1/16; A47G 1/1606; A47G 1/1613; A47G 2001/0661; A47G 2001/0688; A47G 2001/0694; A47G 2001/148; A47B 47/00; A47B 47/021; A47B 47/022; A47B 47/03; A47B 47/04; A47B 55/00; A47B 57/045; A47B 96/02; A47B 96/027; A47B 96/028; A47B 96/16; A47F 5/00; A47F 5/0043; A47F 7/00

See application file for complete search history.

(56)

References Cited

U.S. PATENT DOCUMENTS

2,282,864	A *	5/1942	Lewis	A47G 1/06 40/790
D311,821	S *	11/1990	Rossari	D26/56
D377,896	S *	2/1997	Mesna	D8/367
D441,546	S *	5/2001	Harwanko	D6/300
D458,072	S *	6/2002	Hoernig	D6/574
D477,490	S *	7/2003	Hoernig	D6/574
D522,761	S *	6/2006	Bruce	D6/300
D690,533	S *	10/2013	Majcher	D6/574
D727,478	S *	4/2015	Mayer	D23/286
D787,201	S *	5/2017	Kraemer	D6/300
D811,139	S *	2/2018	Lee	D6/705.1
D815,843	S *	4/2018	Gale	D6/300
D861,467	S *	10/2019	Woolman	D8/367
D872,800	S *	1/2020	Kan	D19/113
D877,535	S *	3/2020	Bolos	D6/574
D881,745	S *	4/2020	Dionne	D11/131
D908,851	S *	1/2021	Lee	D23/284
D925,946	S *	7/2021	Chen	D6/574
D927,221	S *	8/2021	Tang	D6/566
D927,866	S *	8/2021	Allard	D6/323
2020/0146450	A1 *	5/2020	LeBlanc	A47B 96/027
2021/0045531	A1 *	2/2021	Sisto	A47B 96/027

* cited by examiner

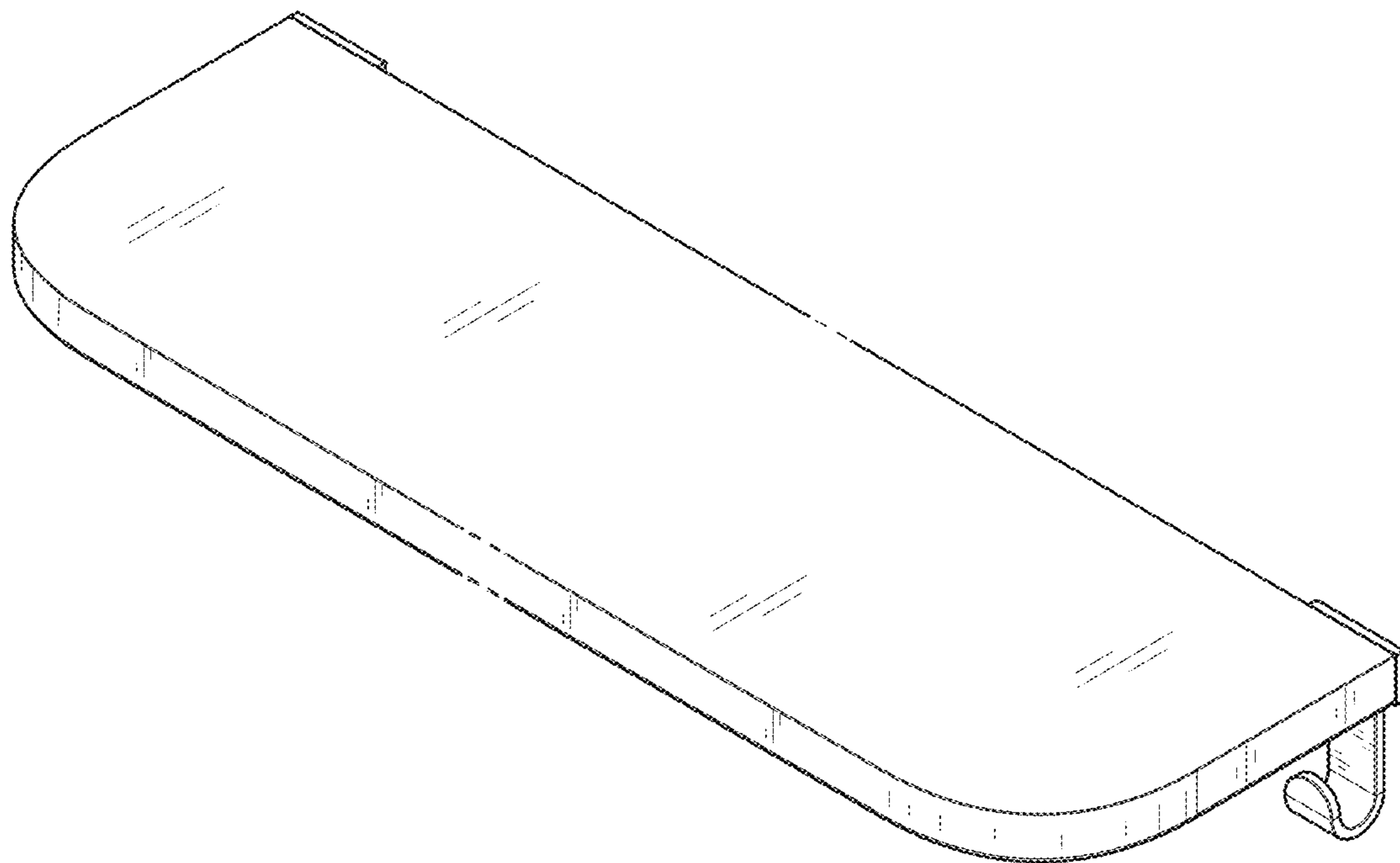


FIG. 1

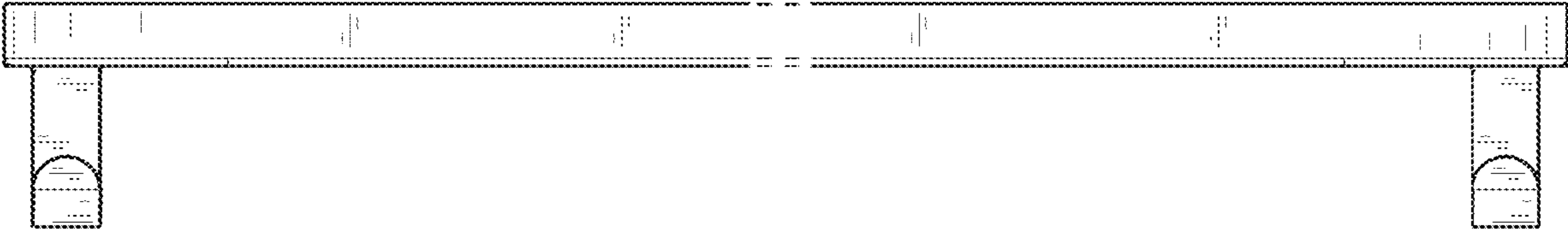


FIG. 2




FIG. 3

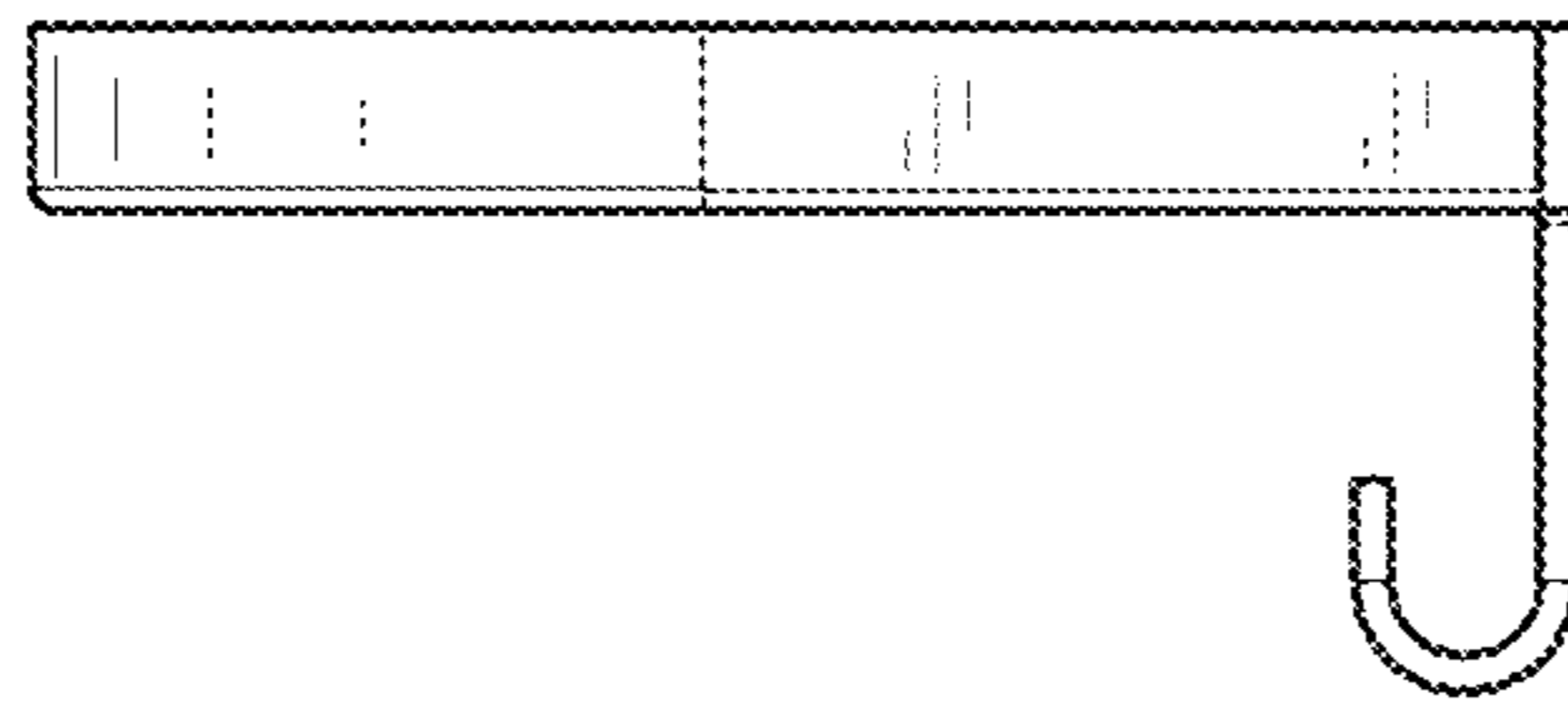


FIG. 4

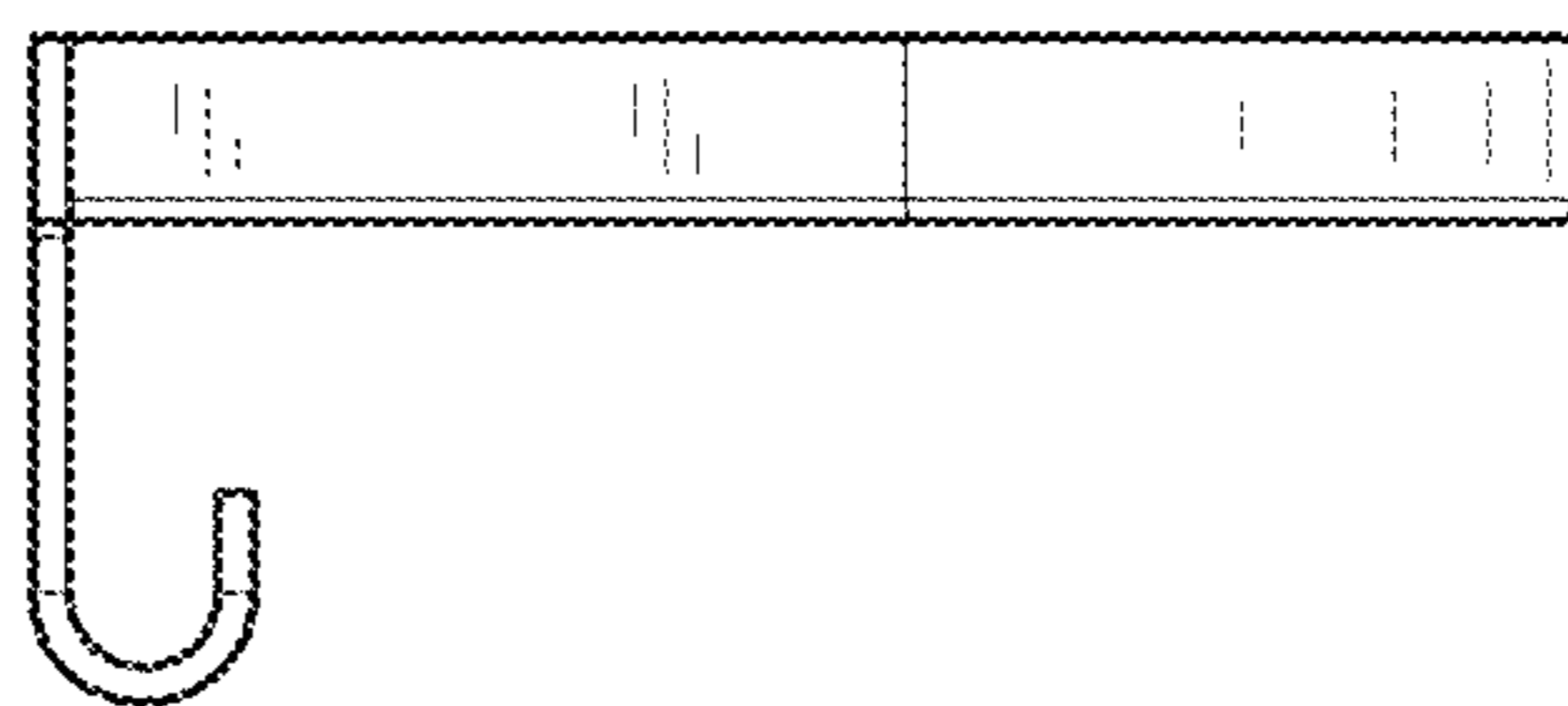


FIG. 5




FIG. 6




FIG. 7

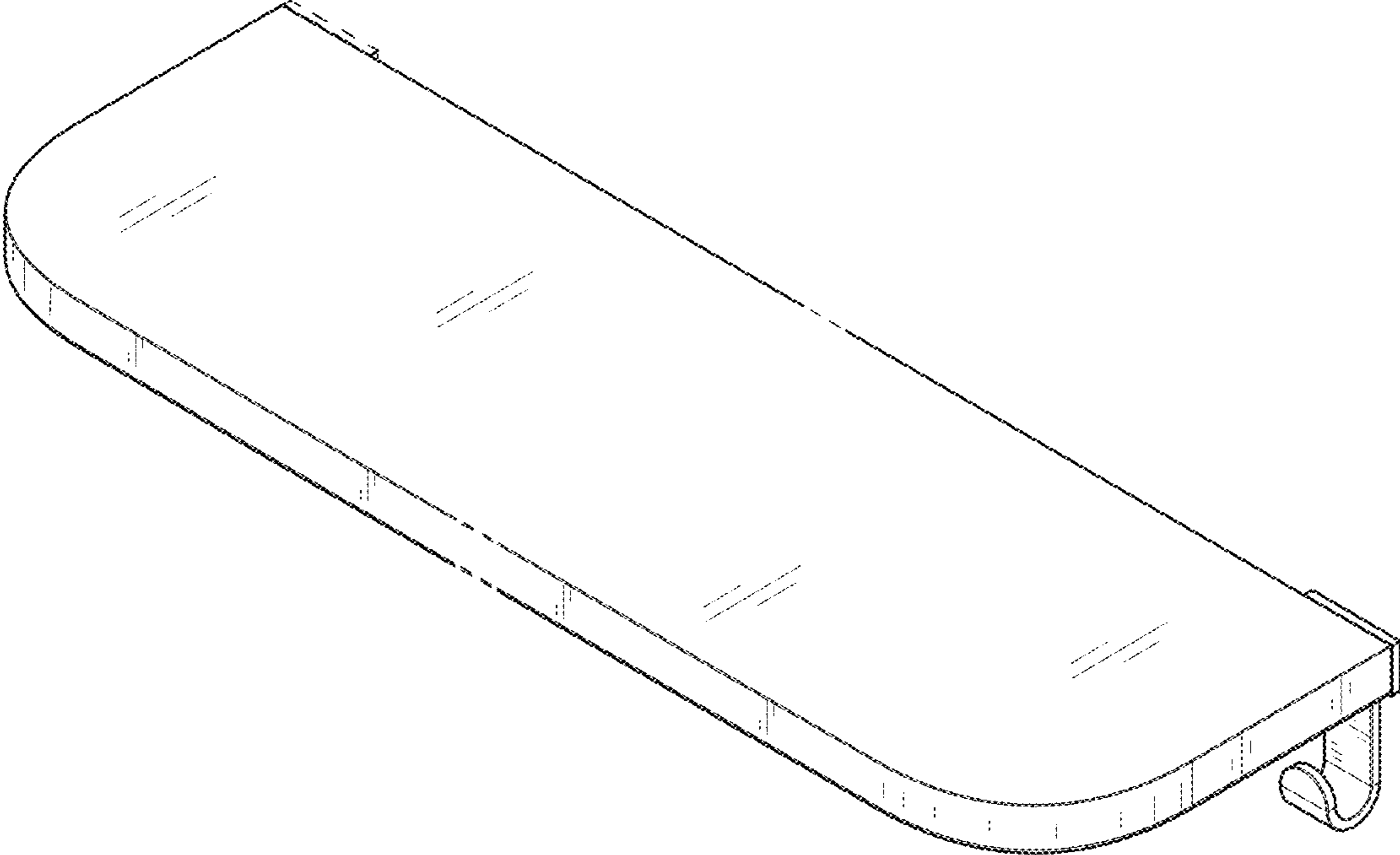


FIG. 8




FIG. 9




FIG. 10

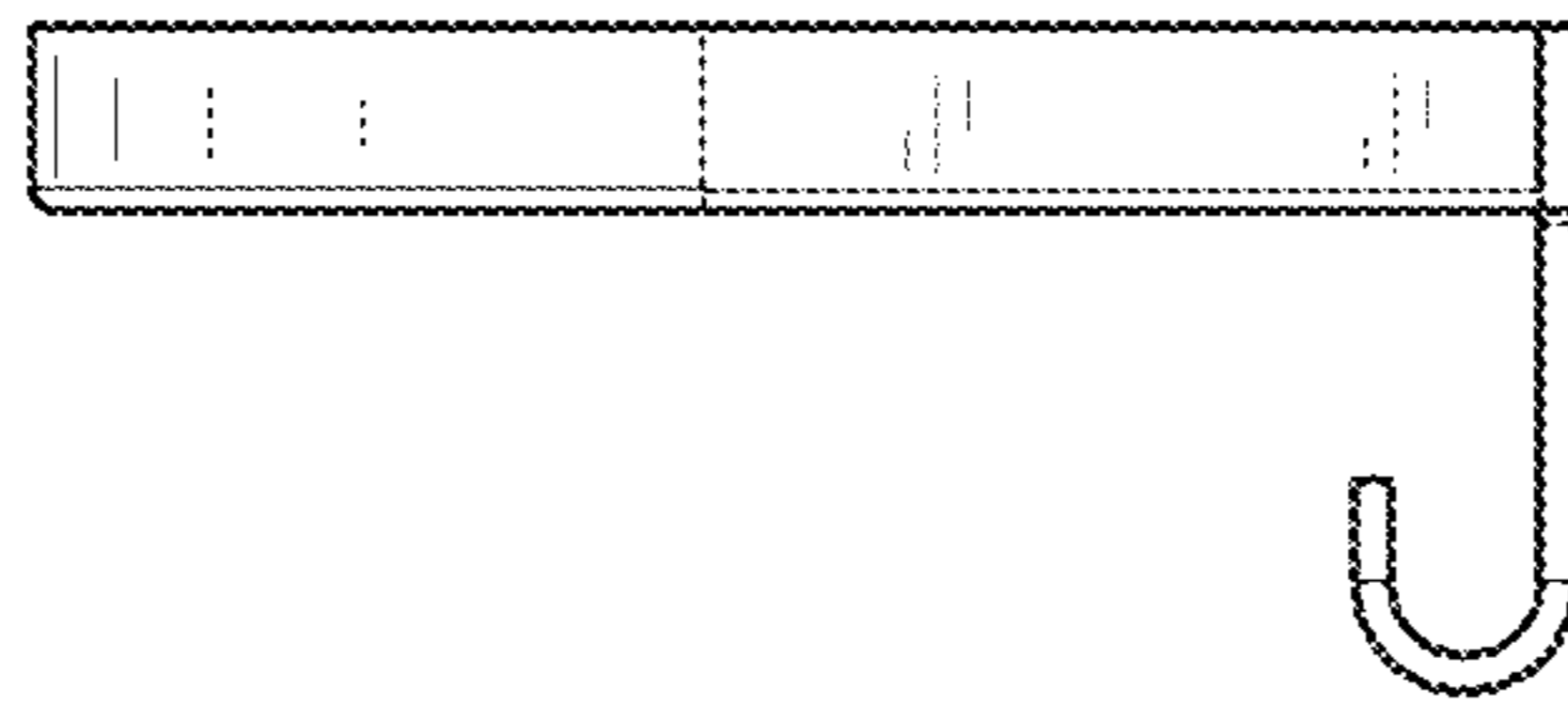


FIG. 11

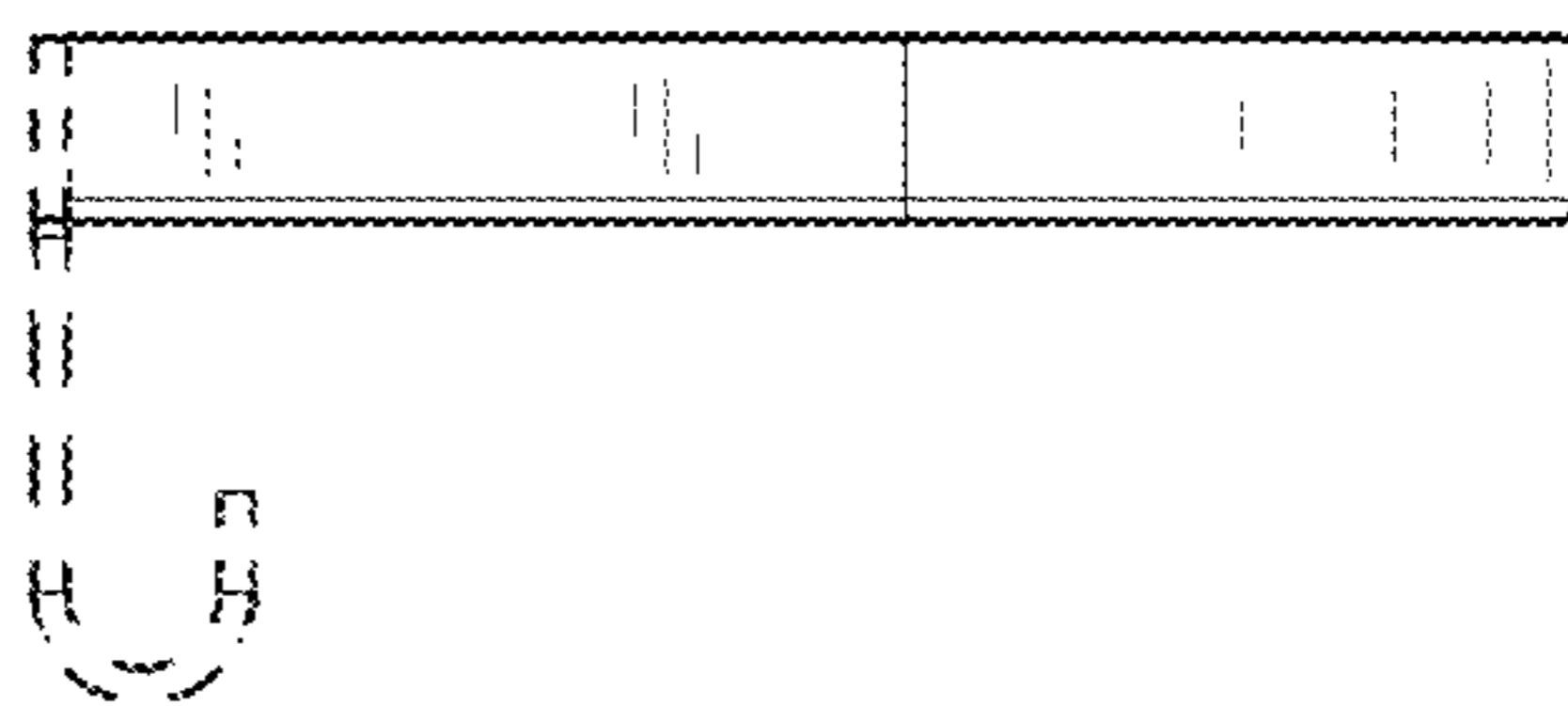


FIG. 12




FIG. 13




FIG. 14

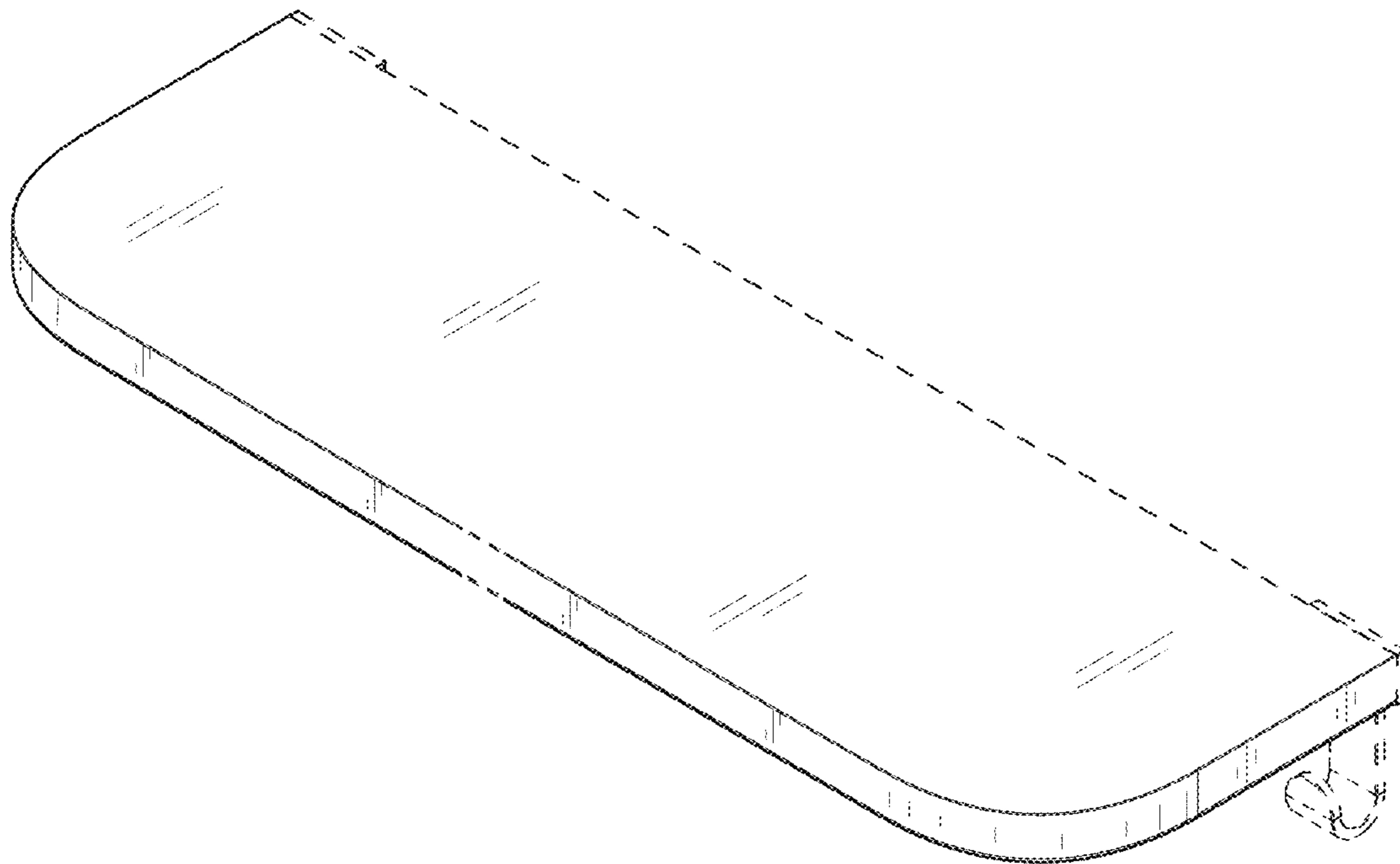


FIG. 15




FIG. 16




FIG. 17

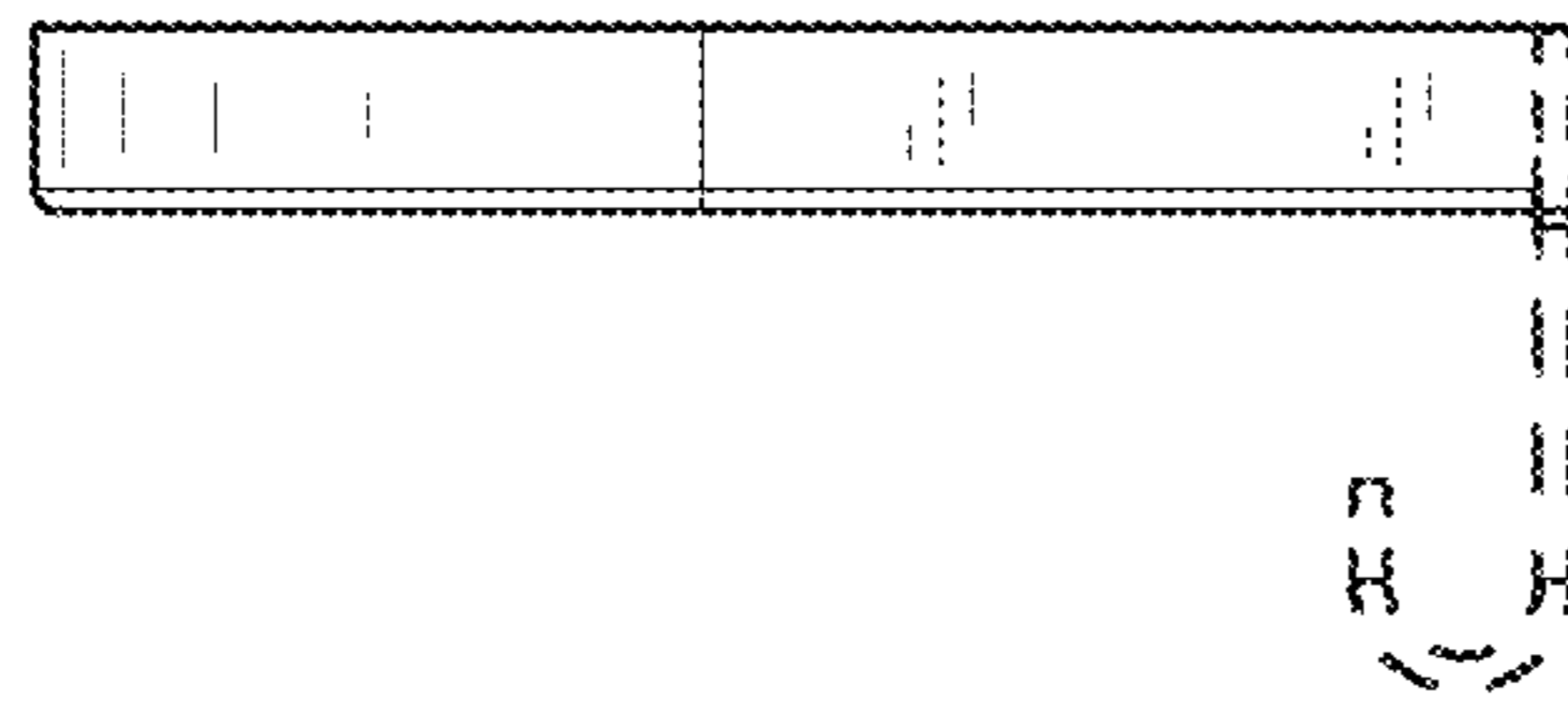


FIG. 18

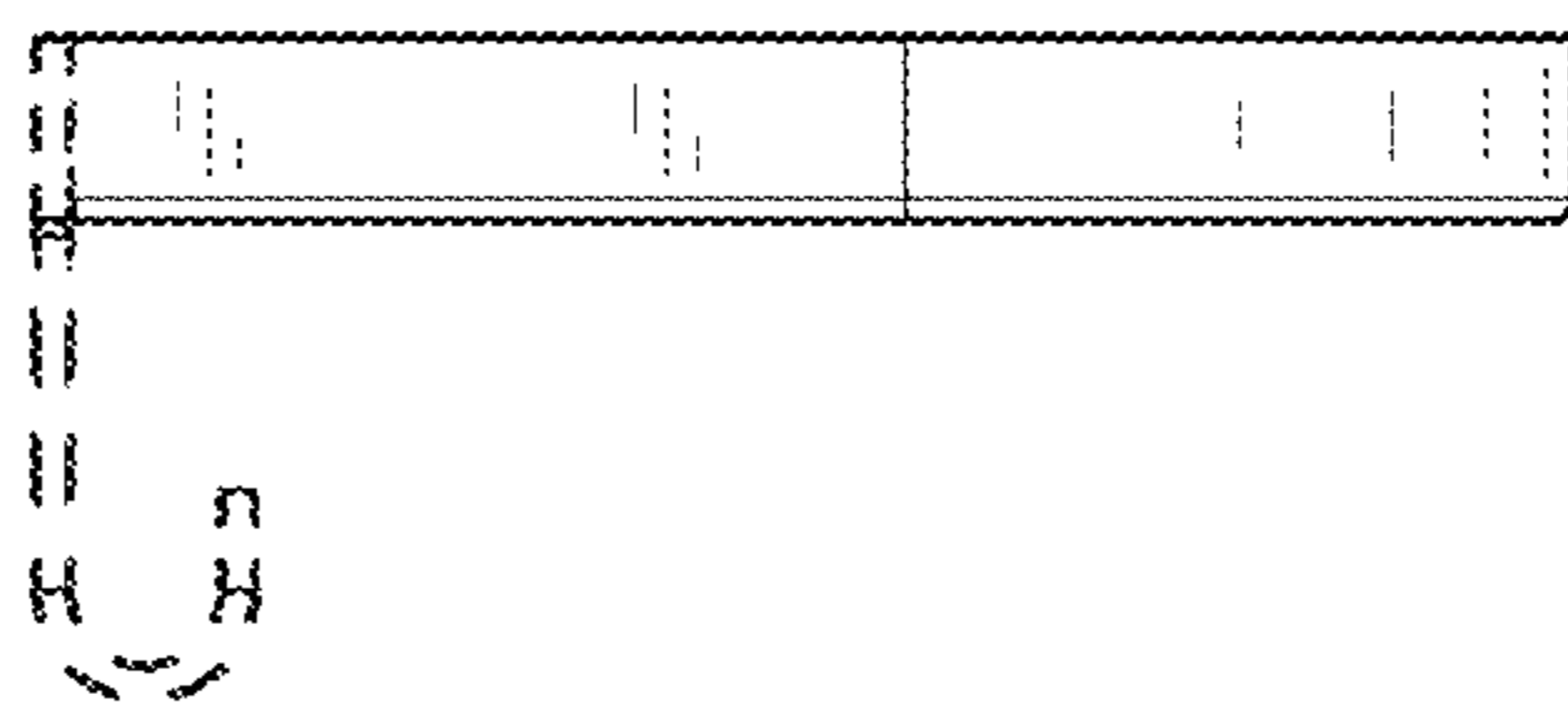


FIG. 19




FIG. 20




FIG. 21