

US00D946887S

(12) **United States Design Patent**
Washington

(10) **Patent No.:** **US D946,887 S**

(45) **Date of Patent:** **** Mar. 29, 2022**

- (54) **HANDBAG**
- (71) Applicant: **Steven Washington**, Las Vegas, NV
(US)
- (72) Inventor: **Steven Washington**, Las Vegas, NV
(US)
- (**) Term: **15 Years**
- (21) Appl. No.: **29/728,588**
- (22) Filed: **Mar. 19, 2020**
- (51) **LOC (13) Cl.** **03-01**
- (52) **U.S. Cl.**
USPC **D3/234; D2/866**
- (58) **Field of Classification Search**
USPC D3/232-234, 238, 242-246; D2/866,
D2/872, 882
CPC A42B 1/206; A42B 1/006; A45C 11/02;
A45C 3/06
See application file for complete search history.

D764,771 S *	8/2016	Zenoff	D2/882
D771,913 S *	11/2016	Hernandez, Jr.	D2/882
D772,540 S *	11/2016	Hernandez, Jr.	D2/882
D801,680 S	11/2017	Rogers et al.	
D862,073 S *	10/2019	Washington	D3/238
D876,755 S *	3/2020	Gonzalez	D2/866
D901,845 S *	11/2020	Chen	D2/882
D911,676 S *	3/2021	Griffin	D2/865
2012/0174288 A1 *	7/2012	Kovalov	A42B 1/006 2/209.12
2014/0082826 A1 *	3/2014	Kuthari	A42B 1/225 2/171.7
2014/0130235 A1 *	5/2014	Johnson	A42B 1/241 2/209.3

* cited by examiner

Primary Examiner — Jennifer L Watkins
Assistant Examiner — Samantha Lynne Brodowski
 (74) *Attorney, Agent, or Firm* — Dunlap Bennett & Ludwig, PLLC; Brendan E. Squire

(57) **CLAIM**

The ornamental design for a handbag, as shown and described.

(56) **References Cited**

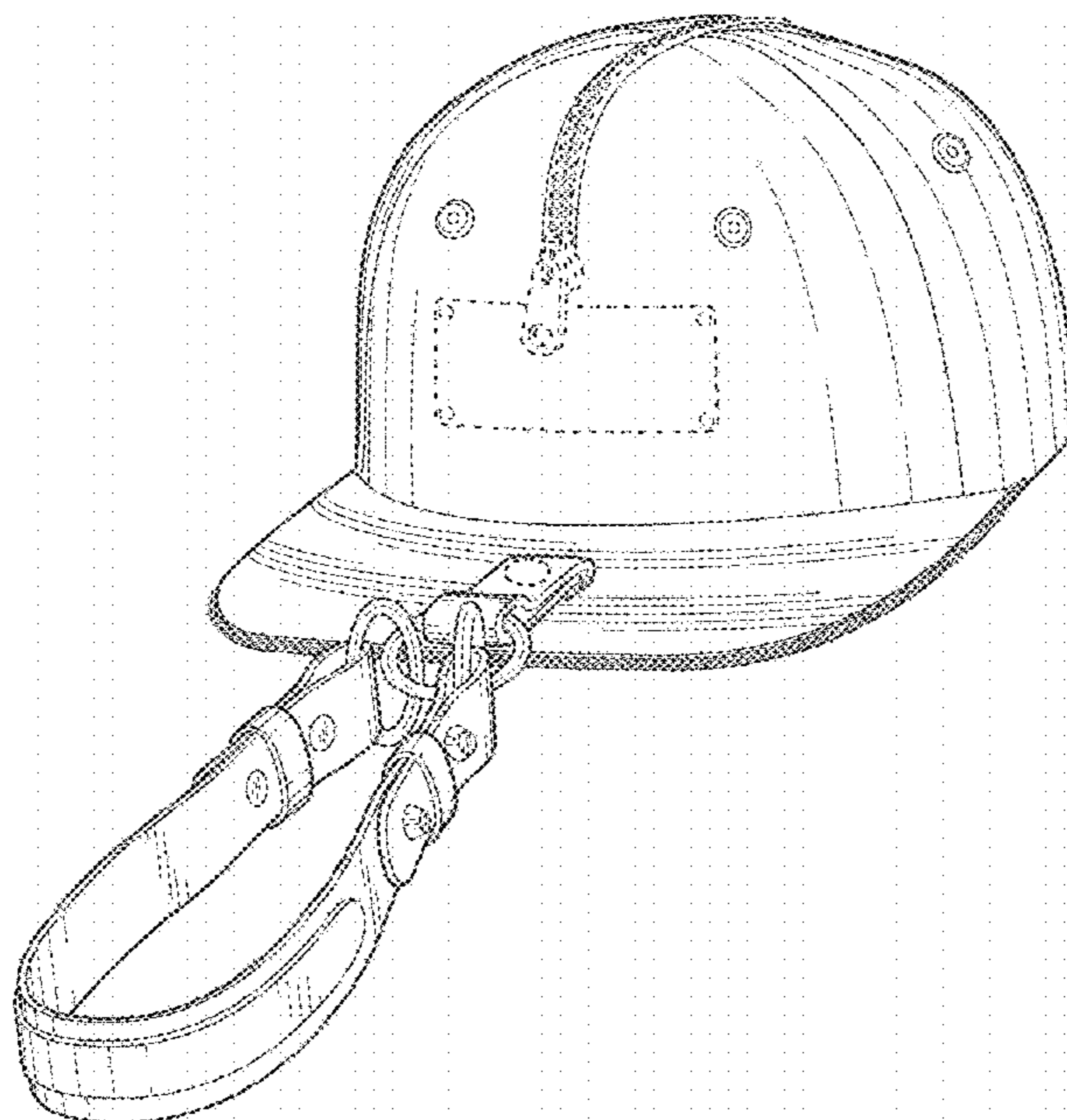
U.S. PATENT DOCUMENTS

D160,404 S *	10/1950	Levine	D2/866
D403,491 S *	1/1999	Wyatt	D2/866
5,905,560 A *	5/1999	Daniel	A42B 1/247 351/157
D414,593 S *	10/1999	Knapp	D2/866
D453,608 S *	2/2002	Park	D2/866
6,560,785 B1 *	5/2003	Taguchi	A42B 1/206 2/10
D504,003 S *	4/2005	Lee	D2/882
D534,347 S *	1/2007	Prentice	D3/238
D581,656 S *	12/2008	Valencia	D3/218
D589,237 S *	3/2009	Jaggers	D2/866
RE43,407 E *	5/2012	Duffy	A42B 7/00 2/175.7
D707,018 S *	6/2014	Hart	D2/882

DESCRIPTION

FIG. 1 is a perspective view of the handbag showing my new design;
 FIG. 2 is a right side elevation view thereof;
 FIG. 3 is a left side elevation thereof;
 FIG. 4 is a front elevation view thereof;
 FIG. 5 is a rear elevation view thereof;
 FIG. 6 is a top plan view thereof; and,
 FIG. 7 is a bottom plan view thereof.
 The broken lines shown in the drawings illustrate portions of the handbag that form no part of the claimed design.
 The stippling in the drawings depict a contrasting material.

1 Claim, 5 Drawing Sheets



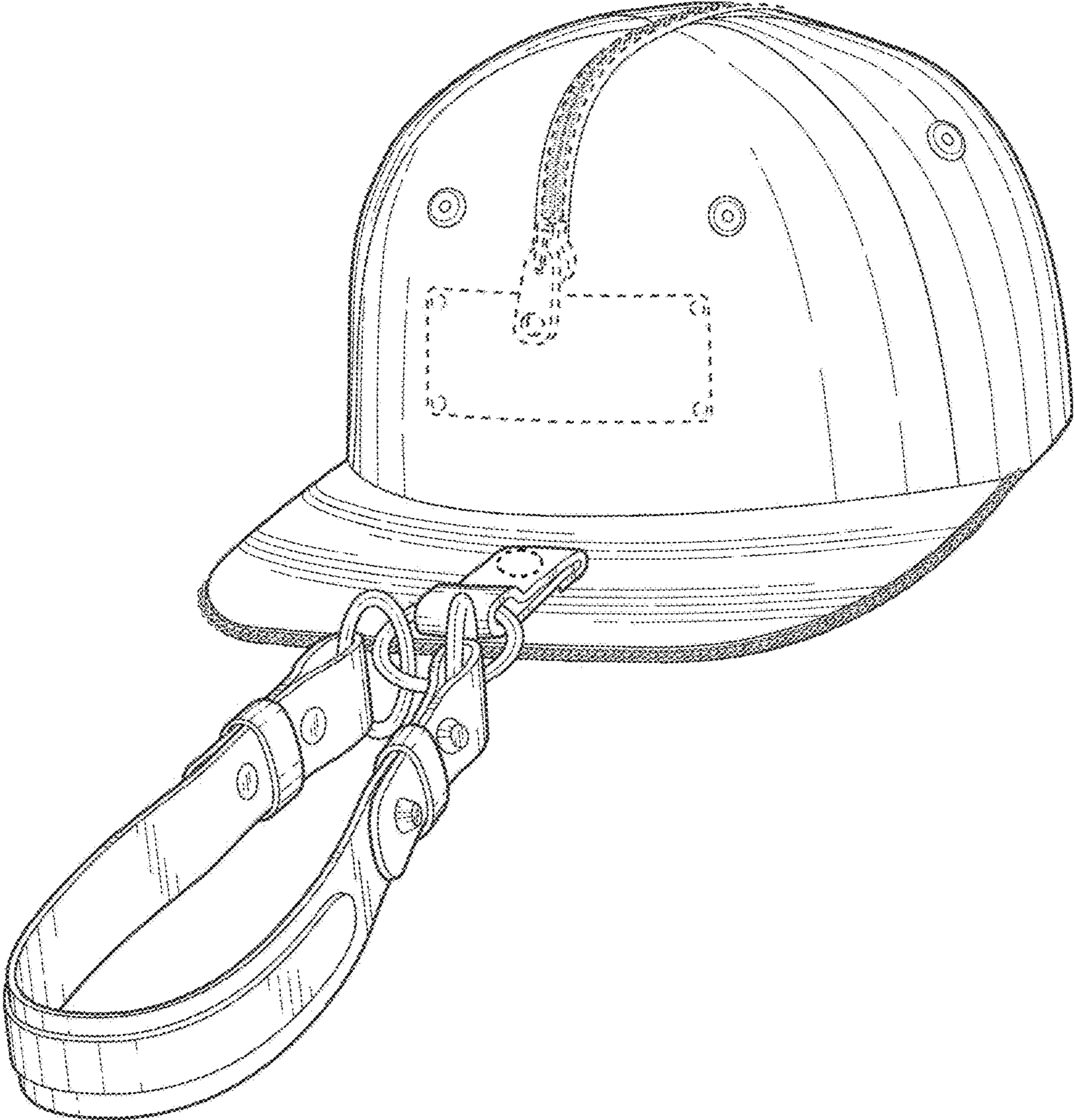


FIG. 1

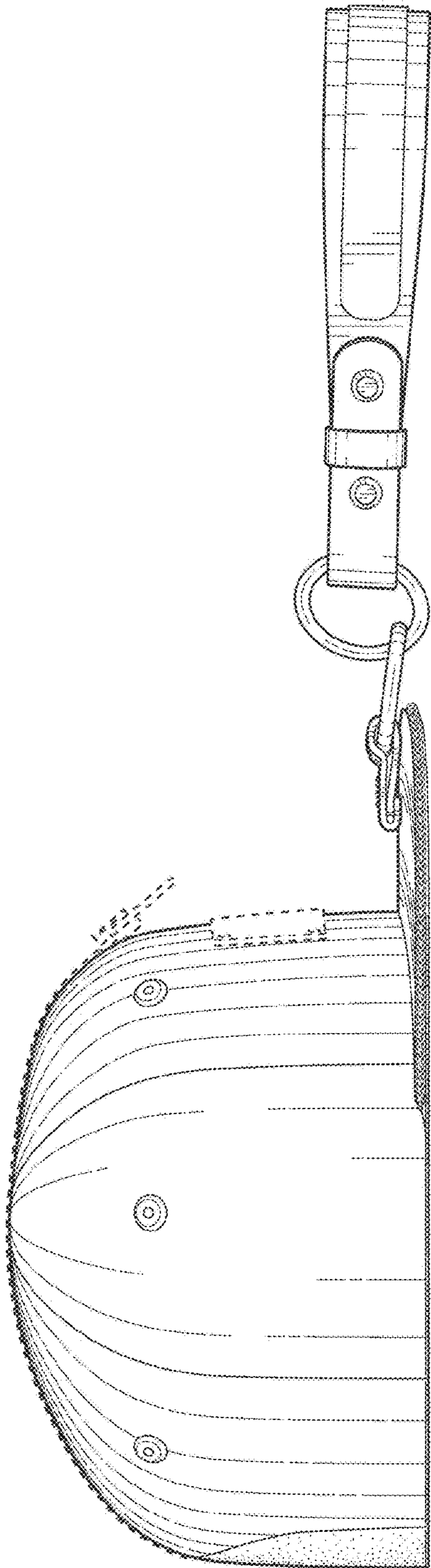


FIG. 2

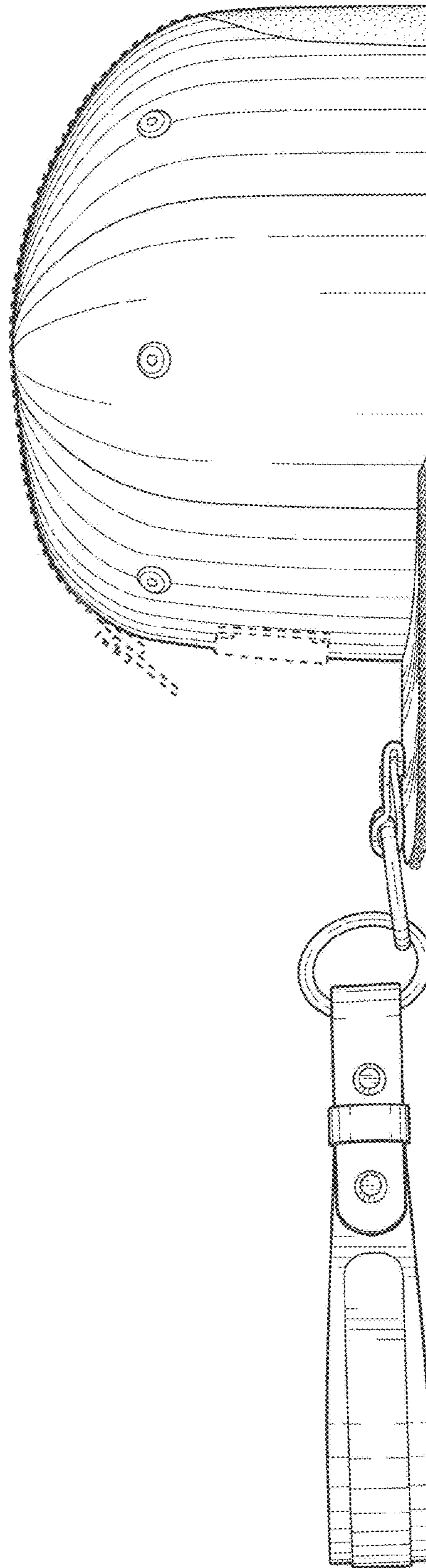


FIG. 3

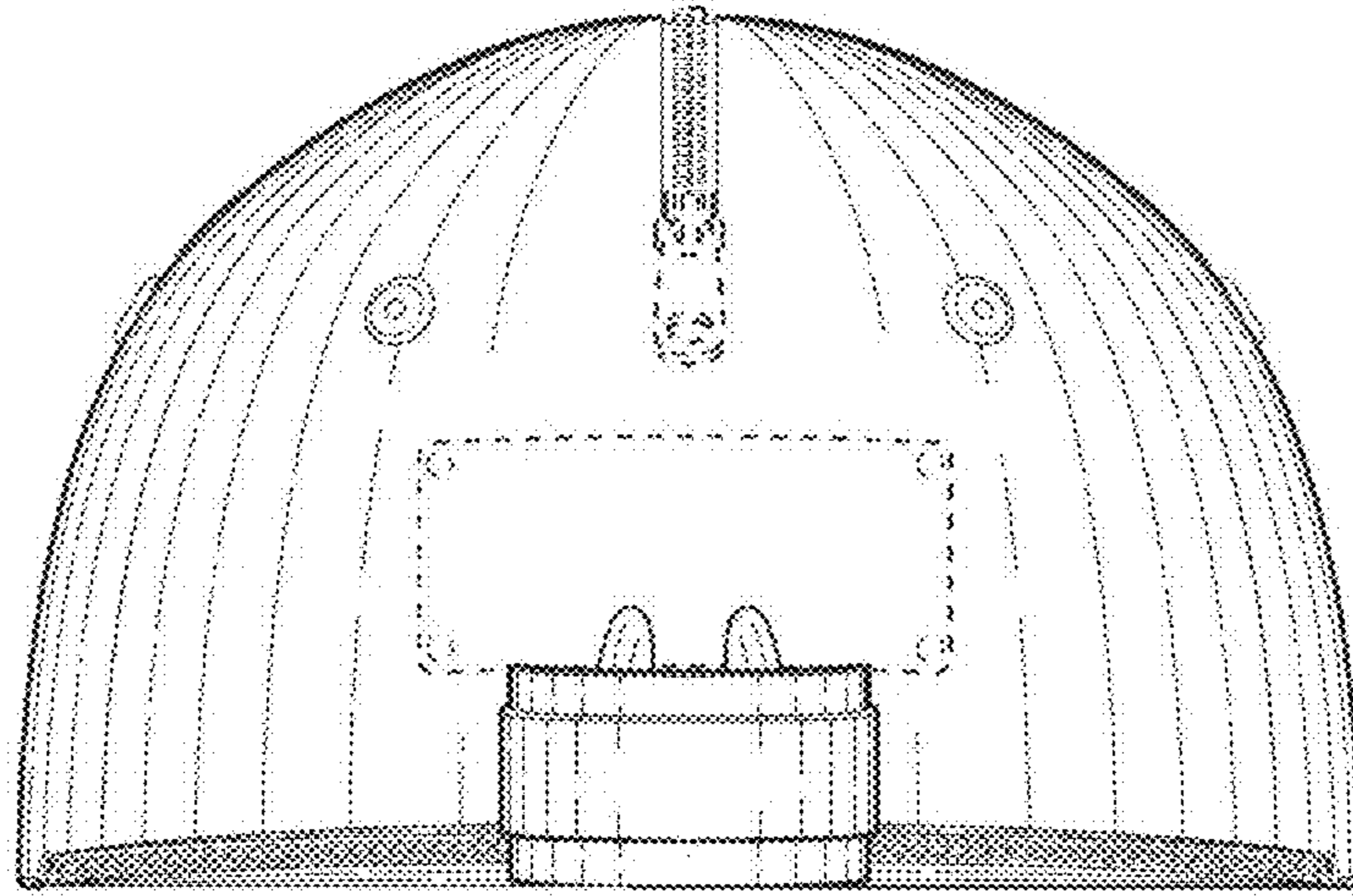


FIG. 4

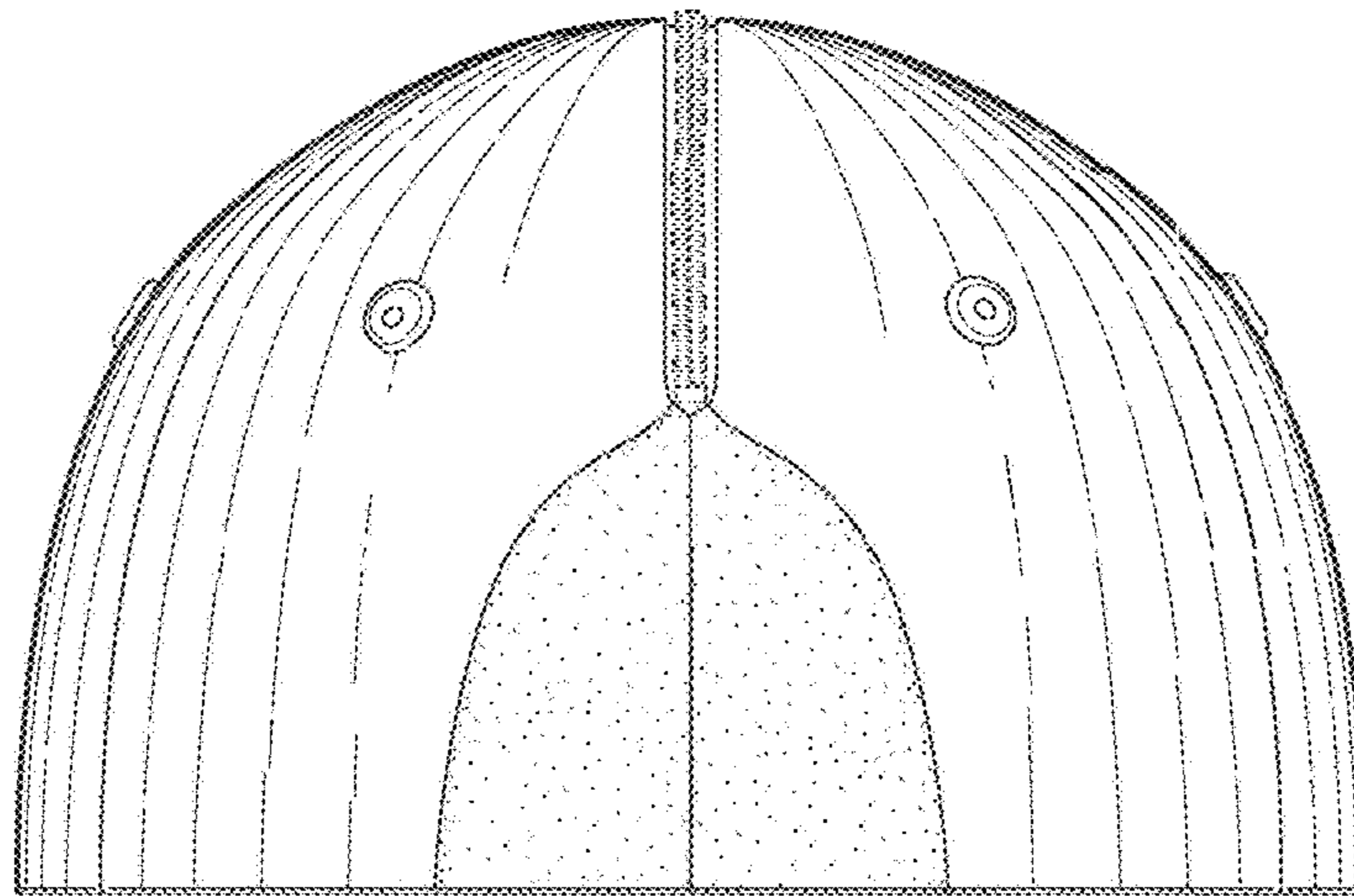


FIG. 5

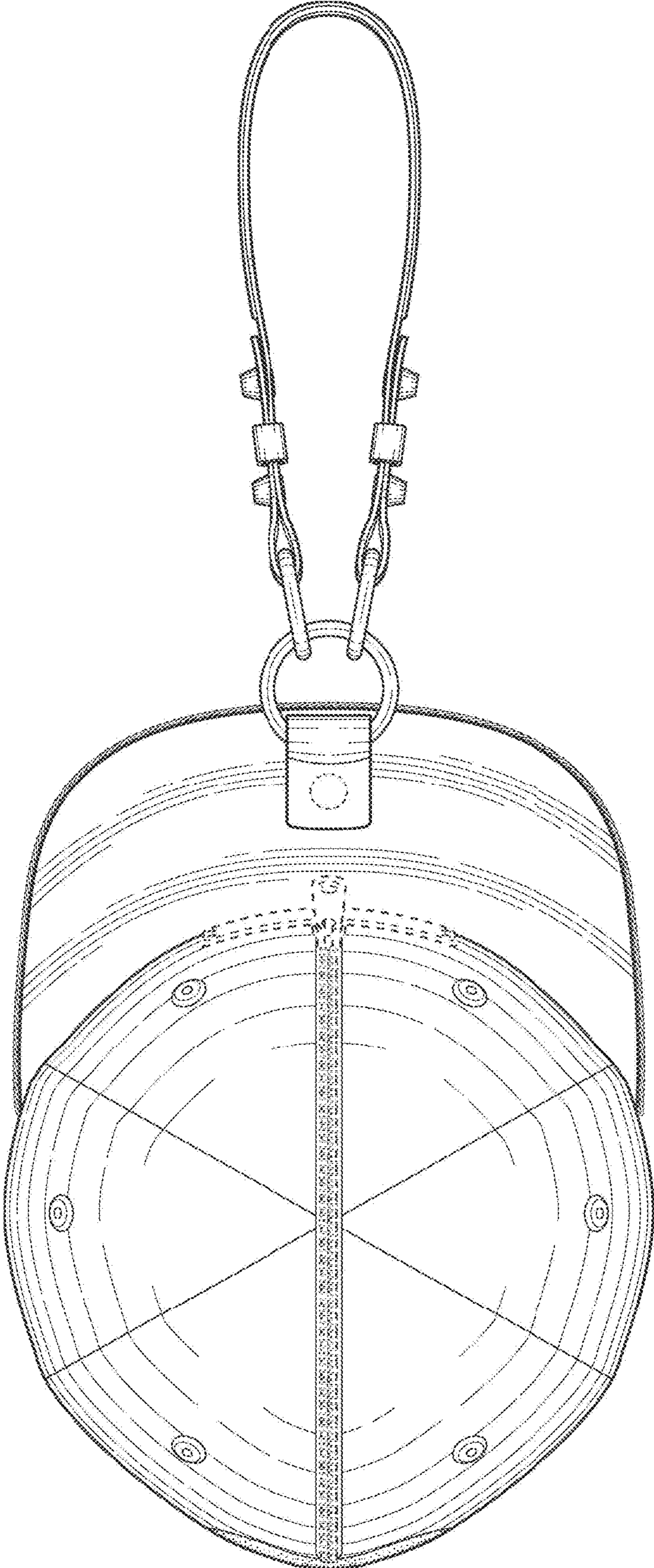


FIG. 6

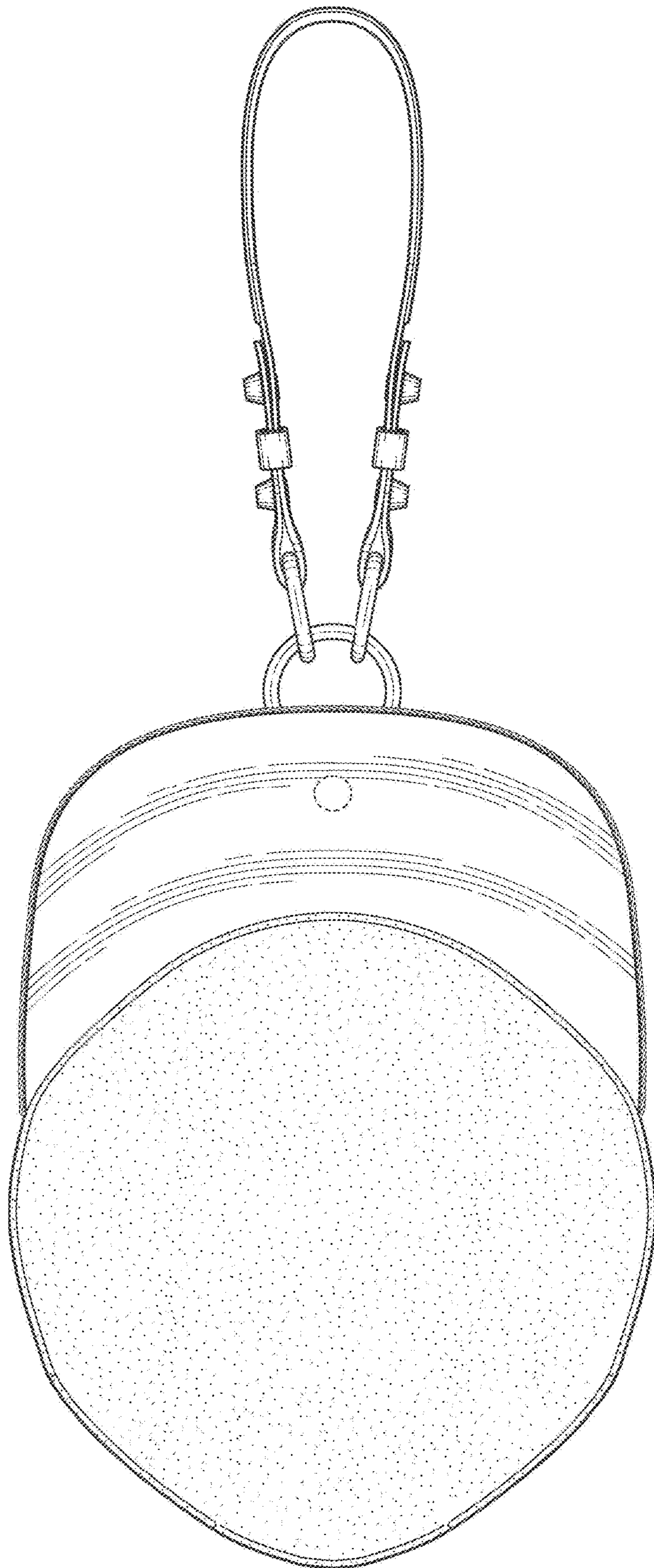


FIG. 7