

US00D946879S

(12) **United States Design Patent**
Roibin

(10) **Patent No.:** **US D946,879 S**
(45) **Date of Patent:** **** Mar. 29, 2022**

(54) **PARASOL STAND**

(71) Applicant: **Eric Roibin**, Saint Malo (FR)

(72) Inventor: **Eric Roibin**, Saint Malo (FR)

(**) Term: **15 Years**

(21) Appl. No.: **35/510,994**

(22) Filed: **Dec. 4, 2020**

(80) **Hague Agreement Data**
 Int. Filing Date: **Dec. 4, 2020**
 Int. Reg. No.: **DM/211598**
 Int. Reg. Date: **Dec. 4, 2020**
 Int. Reg. Pub. Date: **Dec. 18, 2020**

(51) **LOC (13) Cl.** **03-03**

(52) **U.S. Cl.**
 USPC **D3/10**
 CPC **A45B 25/22** (2013.01)

(58) **Field of Classification Search**
 USPC D3/5, 10; 135/15.1, 33.2, 33.7, 98;
 248/156, 545
 CPC A45B 25/22; A45B 15/00; A45B 25/18;
 A45B 2023/0012; A45B 2025/186; E04H
 12/2238
 See application file for complete search history.

(56) **References Cited**

U.S. PATENT DOCUMENTS

1,636,617 A * 7/1927 Scott E02D 5/803
52/160

1,844,273 A * 2/1932 Colvin E02D 5/803
52/162

2,876,974 A * 3/1959 Liftman E04H 12/2215
248/533

4,712,762 A * 12/1987 Liedle F16M 11/247
248/156

4,714,225 A * 12/1987 Skinner H01Q 1/1242
248/523

4,753,411 A * 6/1988 Lechner E04H 12/2215
248/156

4,850,564 A * 7/1989 Padin E04H 12/2223
248/533

5,271,196 A * 12/1993 Fanti E04H 12/2246
135/16

5,354,031 A * 10/1994 Bilotti E04H 12/2238
248/511

5,979,844 A * 11/1999 Hopkins E01F 13/02
248/158

6,164,613 A * 12/2000 Williams E04H 12/2246
248/533

6,511,033 B2 * 1/2003 Li A45B 23/00
248/519

6,612,320 B2 * 9/2003 Lin A45B 25/22
135/33.41

D550,950 S * 9/2007 Vanderminde D3/10

D574,143 S * 8/2008 Smith D3/10

D584,041 S * 1/2009 Varga D3/10

7,641,156 B2 * 1/2010 Medders A47G 25/12
248/125.8

8,047,217 B1 * 11/2011 Schermerhorn, Jr. E04H 12/2215
135/118

D655,531 S * 3/2012 Gharst D3/10

D721,481 S * 1/2015 Elazar D3/10

D721,886 S * 2/2015 Elazar D3/10

9,890,551 B1 * 2/2018 Delao E04H 12/2215

D817,631 S * 5/2018 Weng D3/10

(Continued)

Primary Examiner — Richard E Chilcot


(57) **CLAIM**

The ornamental design for a parasol stand, as shown and described.

DESCRIPTION

- 1. Parasol stand
- 1.1 : Top
- 1.2 : Bottom
- 1.3 : Perspective
- 1.4 : Perspective
- 1.5 : Perspective
- 1.6 : Folded side
- 1.7 : Folded perspective

1 Claim, 7 Drawing Sheets



(56)


References Cited

U.S. PATENT DOCUMENTS


D825,114 S *	8/2018	Robbins	D30/121
D889,111 S *	7/2020	Chaklos	D3/10
D917,151 S *	4/2021	Wang	D3/10
D931,595 S *	9/2021	Wang	D3/10
2002/0185167 A1 *	12/2002	Lin	A45B 25/22
				135/16
2006/0283905 A1 *	12/2006	Wu	A45B 25/24
				224/576

* cited by examiner


1.1




1.2




1.3




1.4



1.5



1.6



1.7

