



US00D946847S

(12) **United States Design Patent** (10) **Patent No.:** **US D946,847 S**
Tai et al. (45) **Date of Patent:** **** Mar. 22, 2022**

(54) **SCRUBBER**
(71) Applicant: **Gizmospring.com Dongguan Limited**,
Dongguan (CN)
(72) Inventors: **Kenny Chih-Yao Tai**, Dongguan (CN);
Pao-Cheng Shih, Dongguan (CN);
Yueh-Ting Lee, Dongguan (CN)

8,533,894 B2 9/2013 Watanabe
D698,454 S 1/2014 Distefano
8,739,353 B2 * 6/2014 Pisacane A47K 7/02
15/244.4
D728,943 S 5/2015 Carpentier
D799,129 S * 10/2017 Ishibashi D32/40
9,924,790 B2 * 3/2018 Xavier A46B 17/06
D814,727 S * 4/2018 Wehrle D32/40

(Continued)

(73) Assignee: **GIZMOSPRING.COM DONGGUAN LIMITED**, Dongguan (CN)

FOREIGN PATENT DOCUMENTS

(**) Term: **15 Years**

CN 303488387 * 12/2015
GB 6091002 * 5/2020

(Continued)

(21) Appl. No.: **29/740,383**

OTHER PUBLICATIONS

(22) Filed: **Jul. 2, 2020**

Office Action, dated May 21, 2021, received in Taiwan Application No. 109305762.

(51) **LOC (13) Cl.** **07-05**

(52) **U.S. Cl.**
USPC **D32/40**

(Continued)

(58) **Field of Classification Search**
USPC D32/40-43; D2/617, 622; D30/124;
D21/480, 445, 530, 606; D3/322, 325
CPC A47K 7/02; A47L 13/16; A46B 1/00
See application file for complete search history.

Primary Examiner — John R Yeh
(74) *Attorney, Agent, or Firm* — Davis Wright Tremaine LLP; Heather M. Colburn

(56) **References Cited**

(57) **CLAIM**

The ornamental design for a scrubber, as shown and described.

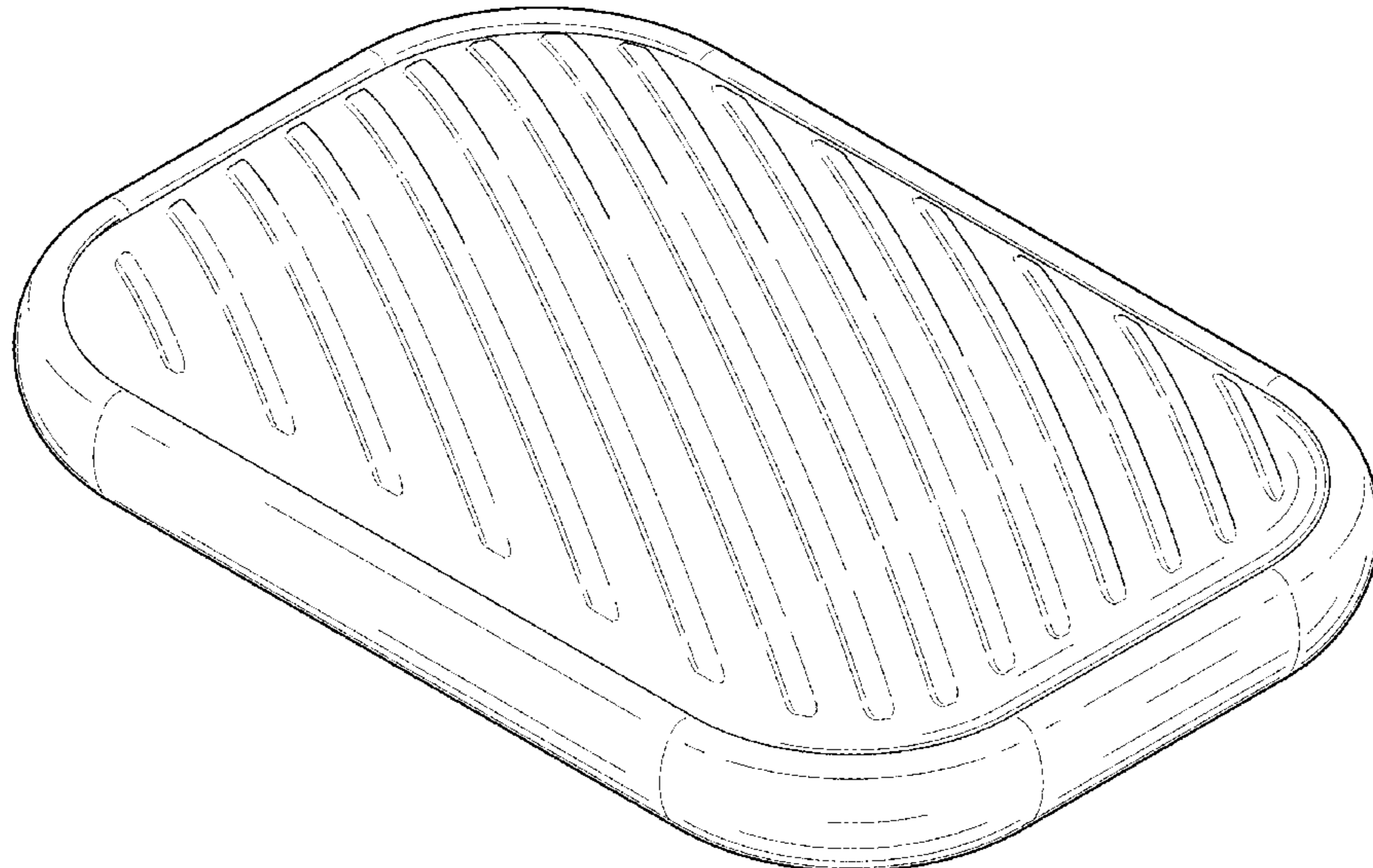
U.S. PATENT DOCUMENTS

DESCRIPTION

2,764,770 A 10/1956 Frank
D307,216 S 4/1990 Yuen
D333,730 S 3/1993 Martin
D438,013 S 2/2001 Hay
D439,052 S 3/2001 Hay
D439,053 S 3/2001 Hay
D446,895 S * 8/2001 Denney D32/40
D541,049 S 4/2007 Huang
7,210,188 B1 * 5/2007 Kirby A47L 13/16
15/244.1
D569,106 S 5/2008 Maruyama
D578,718 S * 10/2008 Bettanin D32/40
D633,673 S * 3/2011 McKnight D32/40
D667,187 S * 9/2012 Sowinski D32/40

FIG. 1 is a top right side perspective view of a scrubber showing our new design.
FIG. 2 is a bottom left side perspective view thereof.
FIG. 3 is a top plan view thereof.
FIG. 4 is a bottom plan view thereof.
FIG. 5 is a right side elevation view thereof.
FIG. 6 is a left side elevation view thereof.
FIG. 7 is a front elevation view thereof; and,
FIG. 8 is a rear elevation view thereof.

1 Claim, 6 Drawing Sheets



(56)

References Cited

U.S. PATENT DOCUMENTS

D819,976 S 6/2018 Albers
 D822,392 S 7/2018 Valentino et al.
 D825,124 S * 8/2018 Celia, Jr. D32/35
 D825,771 S 8/2018 Park
 D830,027 S * 10/2018 Zhou D32/40
 D830,704 S 10/2018 Treeby et al.
 D833,095 S * 11/2018 Li D32/35
 D869,674 S 12/2019 Cheng
 D893,886 S 8/2020 Xiong
 D895,917 S * 9/2020 Hiltenbrand D32/40
 D897,117 S * 9/2020 Gordon D5/56
 D913,702 S 3/2021 O'Brien et al.
 D914,229 S 3/2021 Takeuchi
 D918,507 S * 5/2021 Paramadilok D32/40
 D920,679 S 6/2021 Qian
 2009/0094772 A1 * 4/2009 Lee A47L 13/16
 15/244.3
 2011/0239394 A1 * 10/2011 Pisacane A47K 7/02
 15/244.4
 2013/0232715 A1 * 9/2013 Beaumont A47L 13/18
 15/246
 2015/0128369 A1 * 5/2015 Zorzo A47L 13/20
 15/209.1
 2015/0189979 A1 7/2015 Stanton
 2020/0046195 A1 * 2/2020 Shintani D04H 1/4374
 2020/0268230 A1 * 8/2020 Bunch B32B 5/18

FOREIGN PATENT DOCUMENTS

JP H05115320 5/1993
 JP D1612707 9/2018
 KR 200342807 2/2004
 KR 101919290 11/2018
 KR 20210000330 2/2021

OTHER PUBLICATIONS

Meeut, "Popular Japan Mini Silica Gel Dual sided Dual effect 3D Covered facial Cleaning Brush." Retrieved from the Internet on Jun. 9, 2021: https://www.alibaba.com/product-detail/Popular-Japan-Mini-Silica-Gel-Dual_62153212870.html?spm=a2747.manage.0.0.543371d2L8ReGs.
 Wetang, "Upgrade 2 in 1 Bath and Shampoo Brush, Silicone Body Scrubber for Use in Shower, Exfoliating Body Brush, Premium Silicone Loofah, Head Scrubber, Scalp Massager/Brush, Wet and Dry, Easy to Clean (Blue)" Retrieved from the Internet on Jun. 9, 2021: https://www.amazon.com/Upgrade-Silicone-Scrubber-Exfoliating-Massager/dp/B08HKXZ3CZ/ref=asc_df_B08HKXZ3CZ/?tag=hyprod-20&linkCode=df0&hvadid=475772186833&hvpos=&hvnetw=g&hvrnd=1727238365894728010&hvpono-20SdinkC ade=dManvadi

* cited by examiner

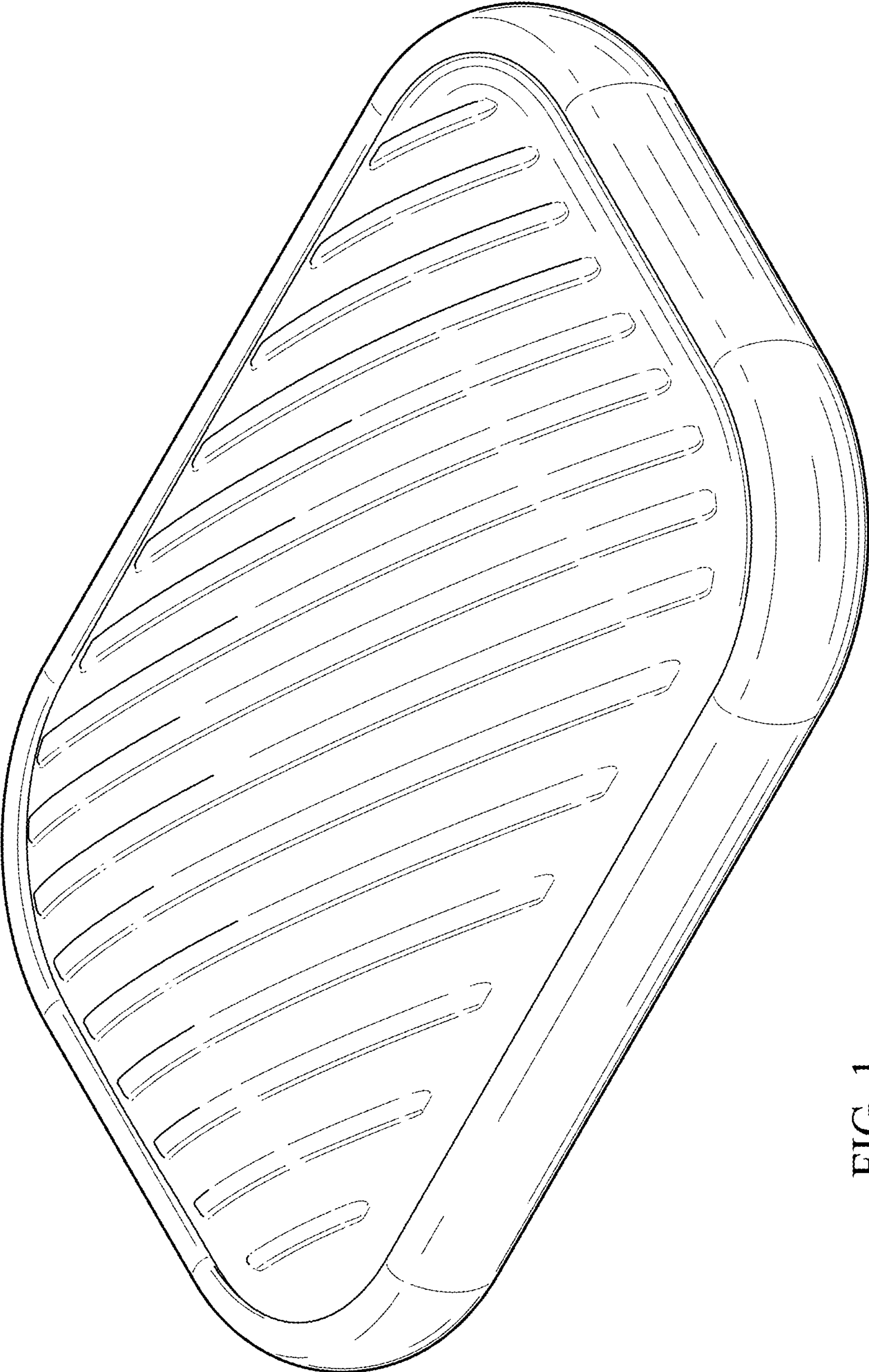


FIG. 1

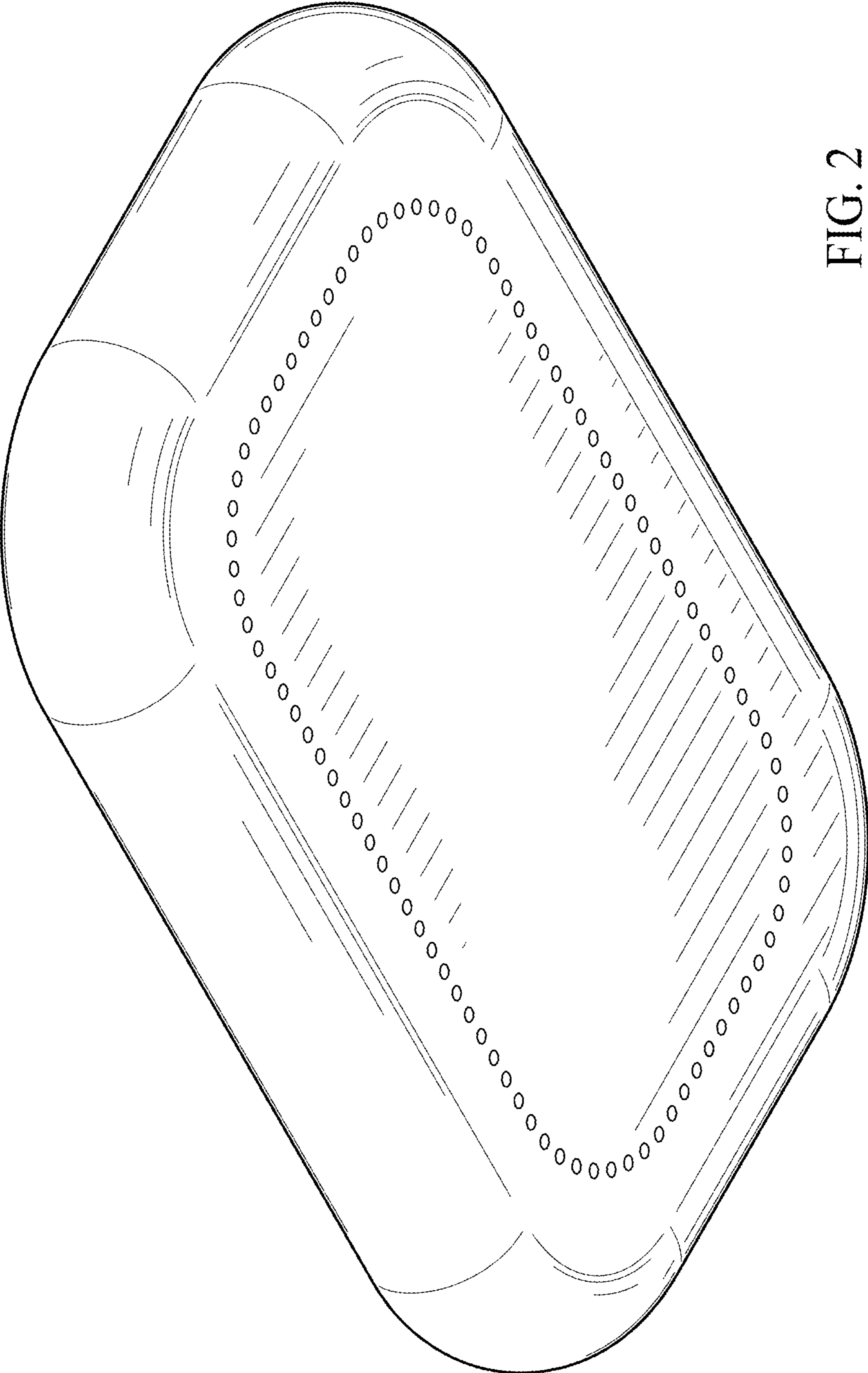


FIG. 2




FIG. 3

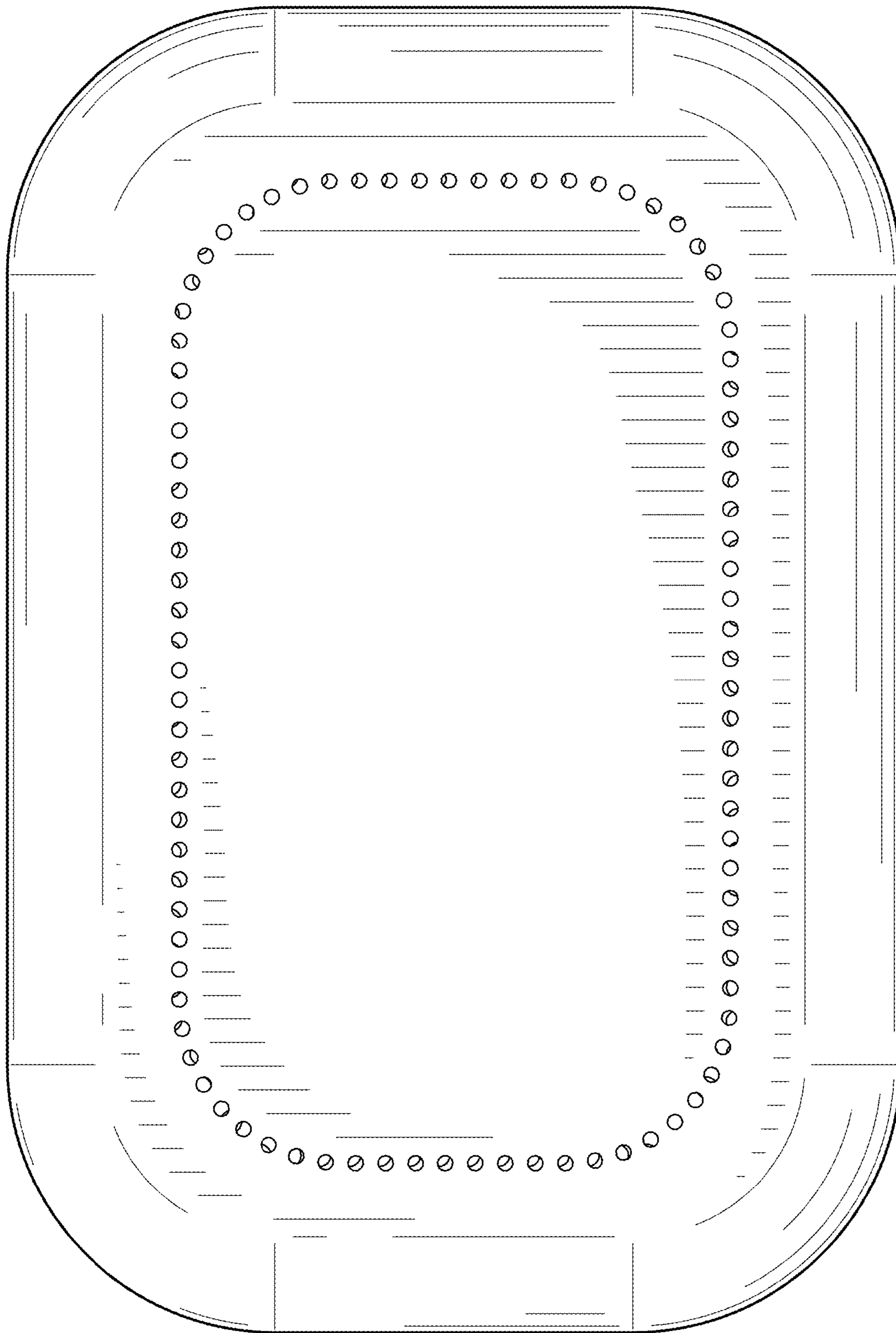


FIG. 4




FIG. 5

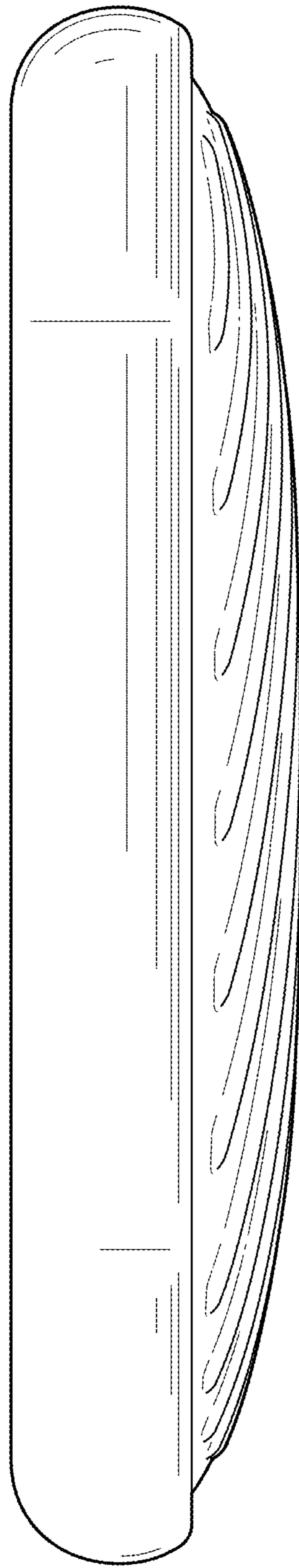


FIG. 6

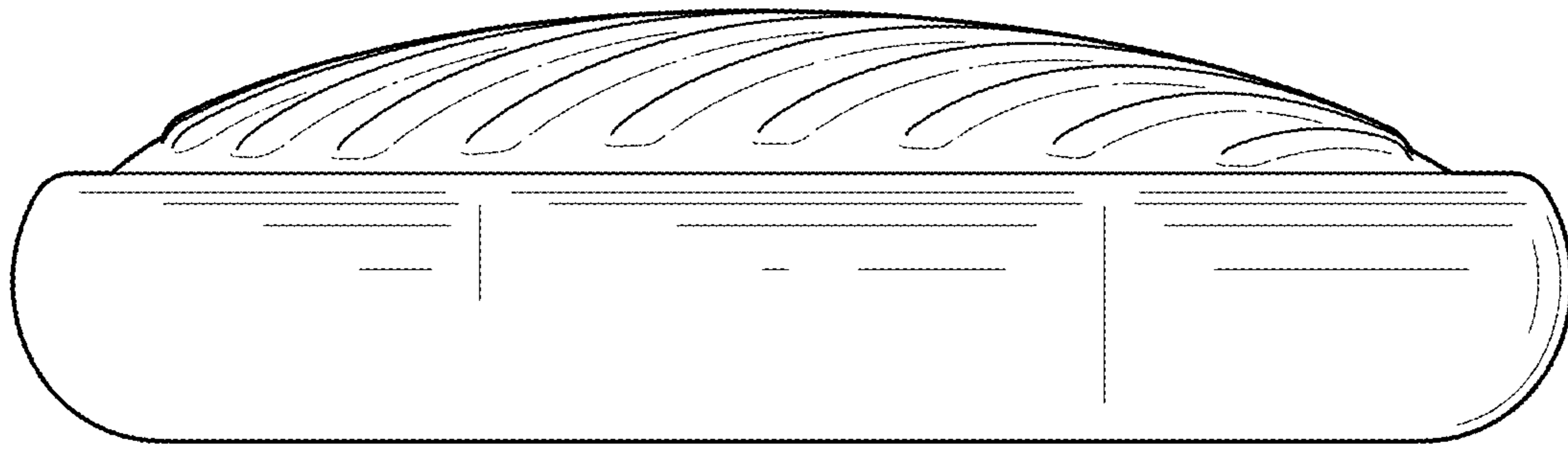


FIG. 8

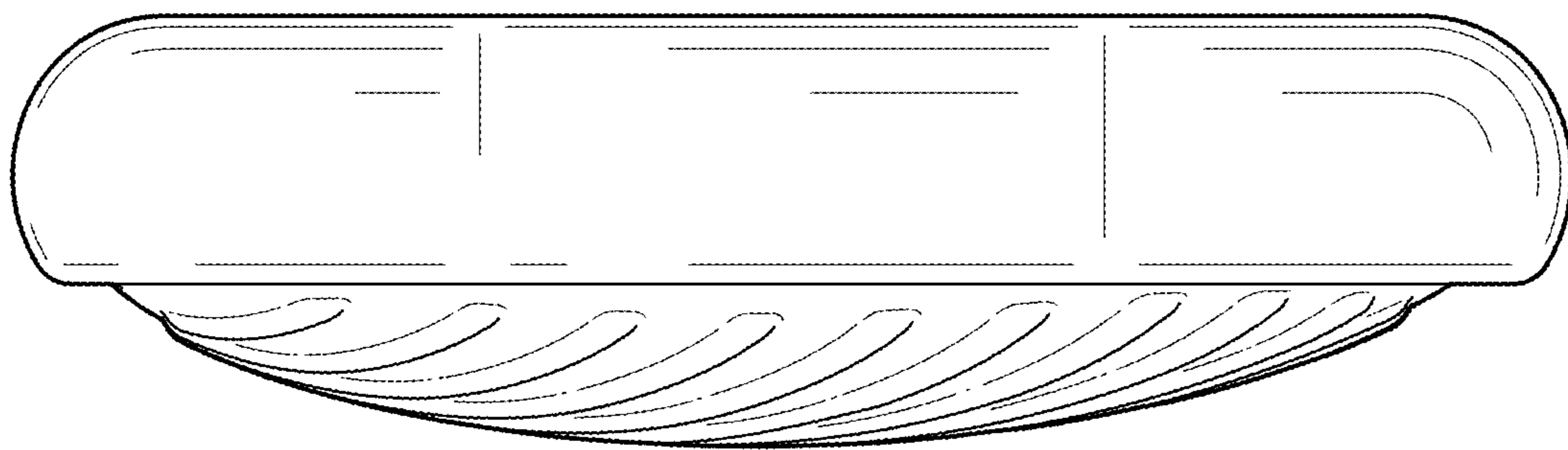


FIG. 7