



US00D946845S

(12) **United States Design Patent**  
**Cook et al.**

(10) **Patent No.:** **US D946,845 S**  
(45) **Date of Patent:** **\*\* Mar. 22, 2022**

- (54) **FLOOR PAD**
- (71) Applicant: **3M INNOVATIVE PROPERTIES COMPANY**, St. Paul, MN (US)
- (72) Inventors: **Adrian H. Cook**, Lake Elmo, MN (US); **Sarah L. Hagen**, Inver Grove Heights, MN (US); **Astghik Poladyan**, Eagan, MN (US); **David C. Raithel**, Hudson, WI (US); **Craig R. Sykora**, Hudson, WI (US)
- (73) Assignee: **3M INNOVATIVE PROPERTIES COMPANY**, St. Paul, MN (US)
- (\*\*) Term: **15 Years**
- (21) Appl. No.: **29/657,146**
- (22) Filed: **Jul. 19, 2018**
- (51) **LOC (13) Cl.** ..... **07-05**
- (52) **U.S. Cl.**  
USPC ..... **D32/40**
- (58) **Field of Classification Search**  
USPC ..... D32/35, 39-40, 44, 50, 52; D8/20, 61, D8/63, 70; D15/124-126, 132, 138-140  
CPC ..... A47L 11/4069; A47L 11/40; A47L 13/00; A47L 13/10; B24D 13/14; B24D 11/00; B24B 37/26  
See application file for complete search history.

- 3,262,235 A \* 7/1966 Fulkerson ..... D06H 1/02 451/532
- 3,991,527 A \* 11/1976 Maran ..... B24D 7/06 451/529
- 6,224,474 B1 \* 5/2001 Vander Voort ..... B24B 7/10 451/494
- 6,273,805 B1 \* 8/2001 Sunagawa ..... B24B 13/01 451/296
- 6,454,644 B1 \* 9/2002 Miyazaki ..... B24B 37/245 451/526
- D678,745 S \* 3/2013 Nguyen ..... D8/70
- D694,081 S \* 11/2013 Wright ..... D8/70
- D795,666 S \* 8/2017 Tchakarov ..... D8/70
- D837,015 S \* 1/2019 Tchakarov ..... D8/70
- D876,194 S \* 2/2020 Jung ..... D8/70
- D921,070 S \* 6/2021 Baker ..... D15/126
- 2012/0034853 A1 \* 2/2012 Rivard ..... B24D 13/20 451/177
- 2018/0028033 A1 \* 2/2018 Jung ..... A47L 11/4069

\* cited by examiner

*Primary Examiner* — Michelle E. Wilson  
*Assistant Examiner* — Richard E Yenchesky  
(74) *Attorney, Agent, or Firm* — Vincent Pham

(57) **CLAIM**

The ornamental design for a floor pad, as shown and described.

**DESCRIPTION**

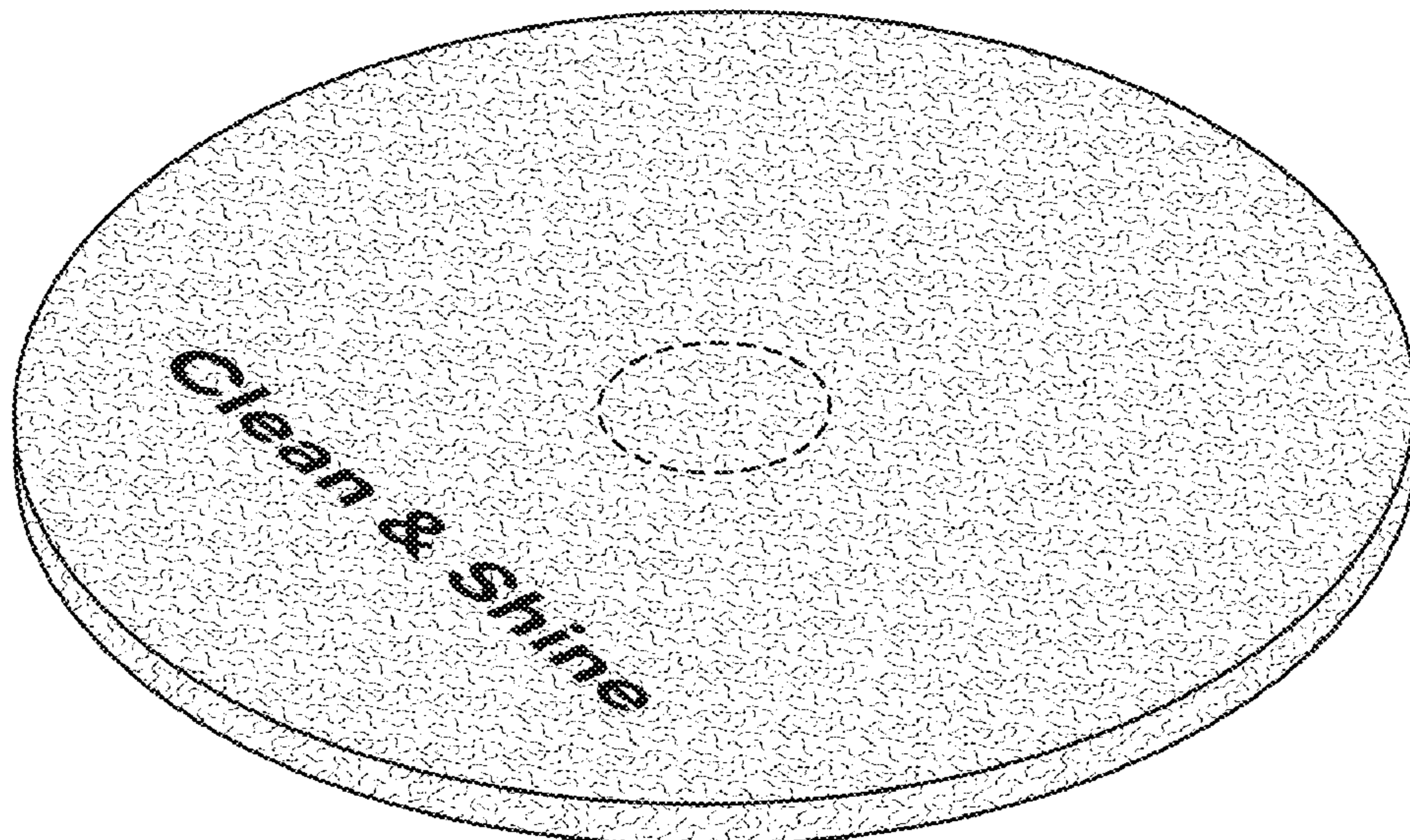
FIG. 1 is an orthogonal view showing the new design for a floor pad.  
FIG. 2 is a top view thereof;  
FIG. 3 is a bottom view thereof, the abrasive on the bottom of the floor pad being optional; and,  
FIG. 4 is a right side profile view thereof; the left side view, front side view and back side view thereof being the same. The broken lines form no part of the claimed design and encloses a surface area that forms no part of the claimed design.

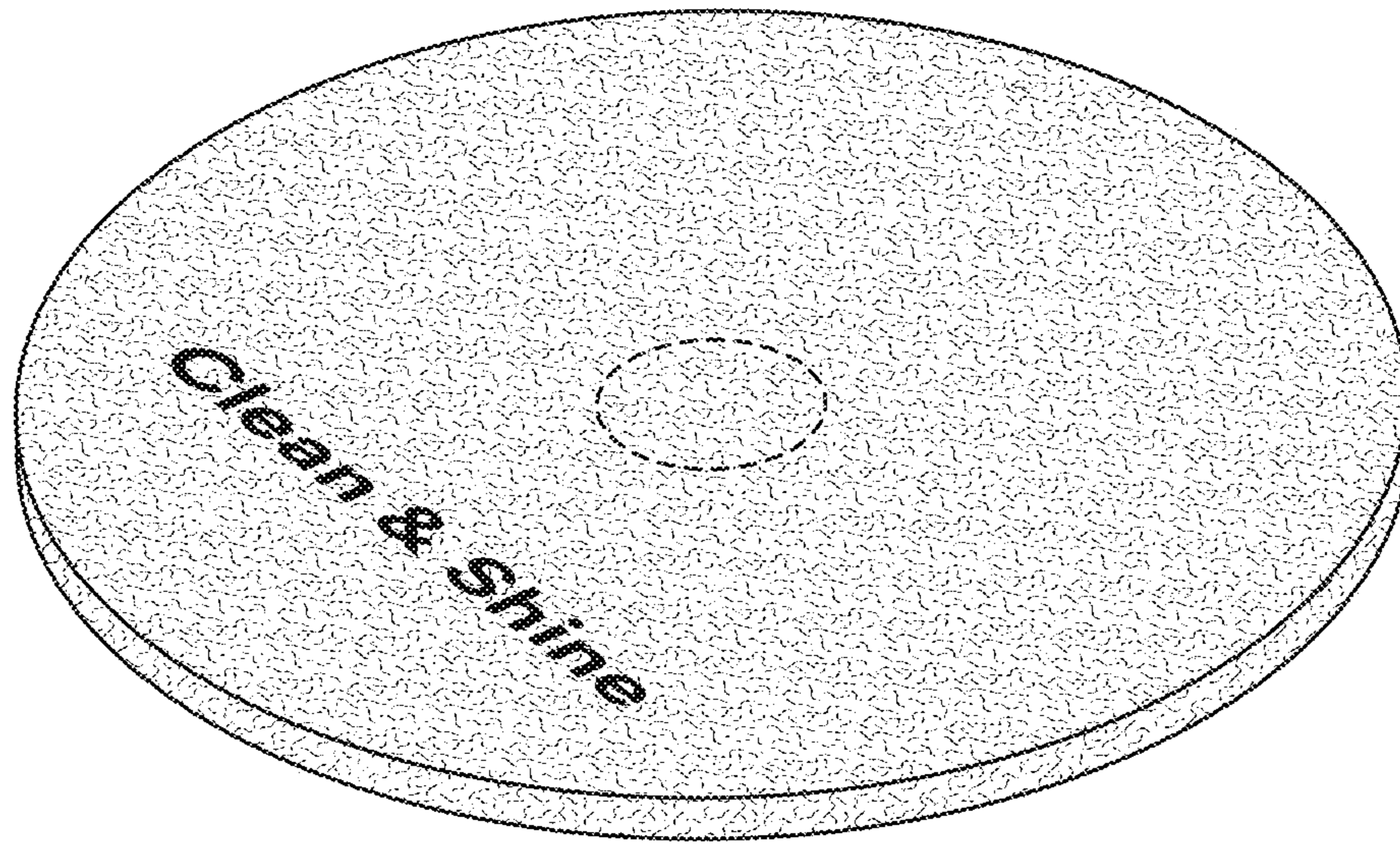
**1 Claim, 2 Drawing Sheets**

(56) **References Cited**

U.S. PATENT DOCUMENTS

- 2,131,309 A \* 9/1938 Bowen ..... B24D 11/001 15/230.12
- 2,152,392 A \* 3/1939 Tone ..... B24D 11/005 451/511
- 2,414,474 A \* 1/1947 March ..... B24D 13/14 451/532
- 2,768,483 A \* 10/1956 Hurst ..... B24D 18/00 451/532

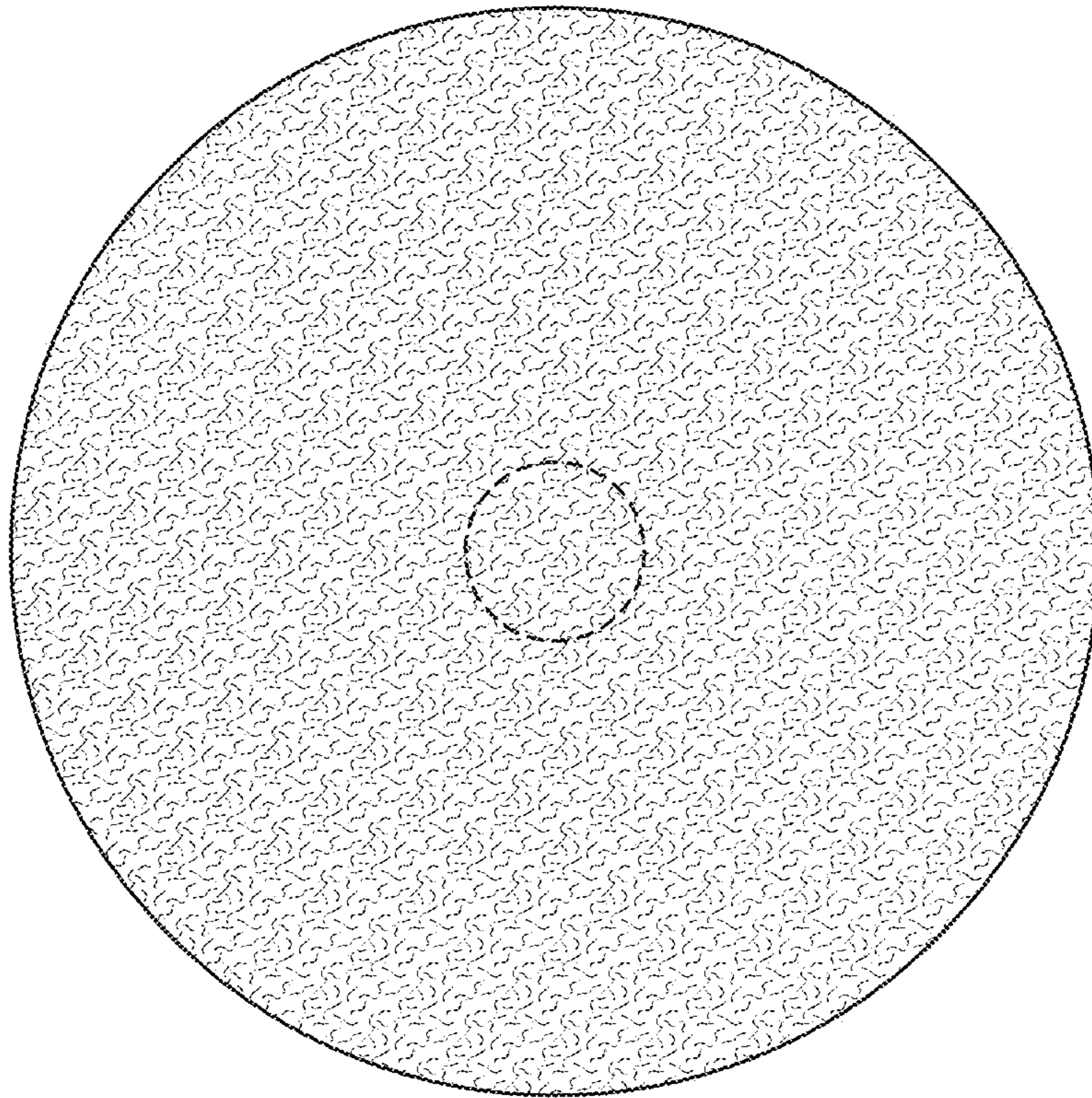





*Fig. 1*



*Fig. 2*



*Fig. 3*



*Fig. 4*