



US00D946835S

(12) **United States Design Patent**
Zhang

(10) **Patent No.:** **US D946,835 S**

(45) **Date of Patent:** **** Mar. 22, 2022**

(54) **PET TOY**

(71) Applicant: **Haiqing Zhang**, Handan (CN)

(72) Inventor: **Haiqing Zhang**, Handan (CN)

(**) Term: **15 Years**

(21) Appl. No.: **29/771,247**

(22) Filed: **Feb. 22, 2021**

(51) **LOC (13) Cl.** **30-99**

(52) **U.S. Cl.**
USPC **D30/160**

(58) **Field of Classification Search**
USPC D30/160, 199; 119/702, 705, 706, 707,
119/709, 712, 718, 719, 174
CPC A01K 15/027; A01K 15/025; A01K 5/02;
A01K 5/0114; A01K 11/006; A01K
5/025; A01K 5/0291; A01K 5/0142;
A01K 7/02; A01K 5/0208; A01K 5/0225;
A01K 5/0233; A01K 5/0275
See application file for complete search history.

(56) **References Cited**

U.S. PATENT DOCUMENTS

D811,020 S	2/2018	Wills et al.	
D836,258 S	12/2018	Loibl et al.	
D903,957 S	* 12/2020	Yu	D30/161
D919,902 S	* 5/2021	Yu	D30/160
D931,555 S	* 9/2021	Gong	D30/160
D931,556 S	* 9/2021	Gong	D30/160
D936,915 S	* 11/2021	Gong	D30/160

OTHER PUBLICATIONS

“Pidan Cat Tunnels” available Jan. 8, 2019, [online], [site visited Jan. 27, 2022]. Retrieved from Internet, URL:https://www.amazon.com/pidan-Interactive-Entertainment-Combinations-Extension/dp/B07MFPVCZ5/ref=sr_1_1_sspa (Year: 2019).*
“Zigzag Cat Tunnel” available Dec. 29, 2021, [online], [site visited]. Retrieved from Internet, URL:https://woodsforcats.com.au/product/zigzag-cat-tunnel/ (Year: 2021).*

* cited by examiner

Primary Examiner — Michael C Stout
Assistant Examiner — Katrina N Gonzalez


(57) **CLAIM**

The ornamental design for a pet toy, as shown and described.

DESCRIPTION

FIG. 1 is a perspective view of a pet toy showing my new design;
FIG. 2 is another perspective view thereof;
FIG. 3 is a front elevational view thereof;
FIG. 4 is a rear elevational view thereof;
FIG. 5 is a left side elevational view thereof;
FIG. 6 is a right side devotional view thereof;
FIG. 7 is a top plan view thereof;
FIG. 8 is a bottom plan view thereof;
FIG. 9 is a perspective view of the pet toy where the pet toy is in a first configuration of use;
FIG. 10 is a perspective view of the pet toy where the pet toy is in a second configuration of use; and,
FIG. 11 is a perspective view of the pet toy where the pet toy is in a third configuration of use.

1 Claim, 11 Drawing Sheets



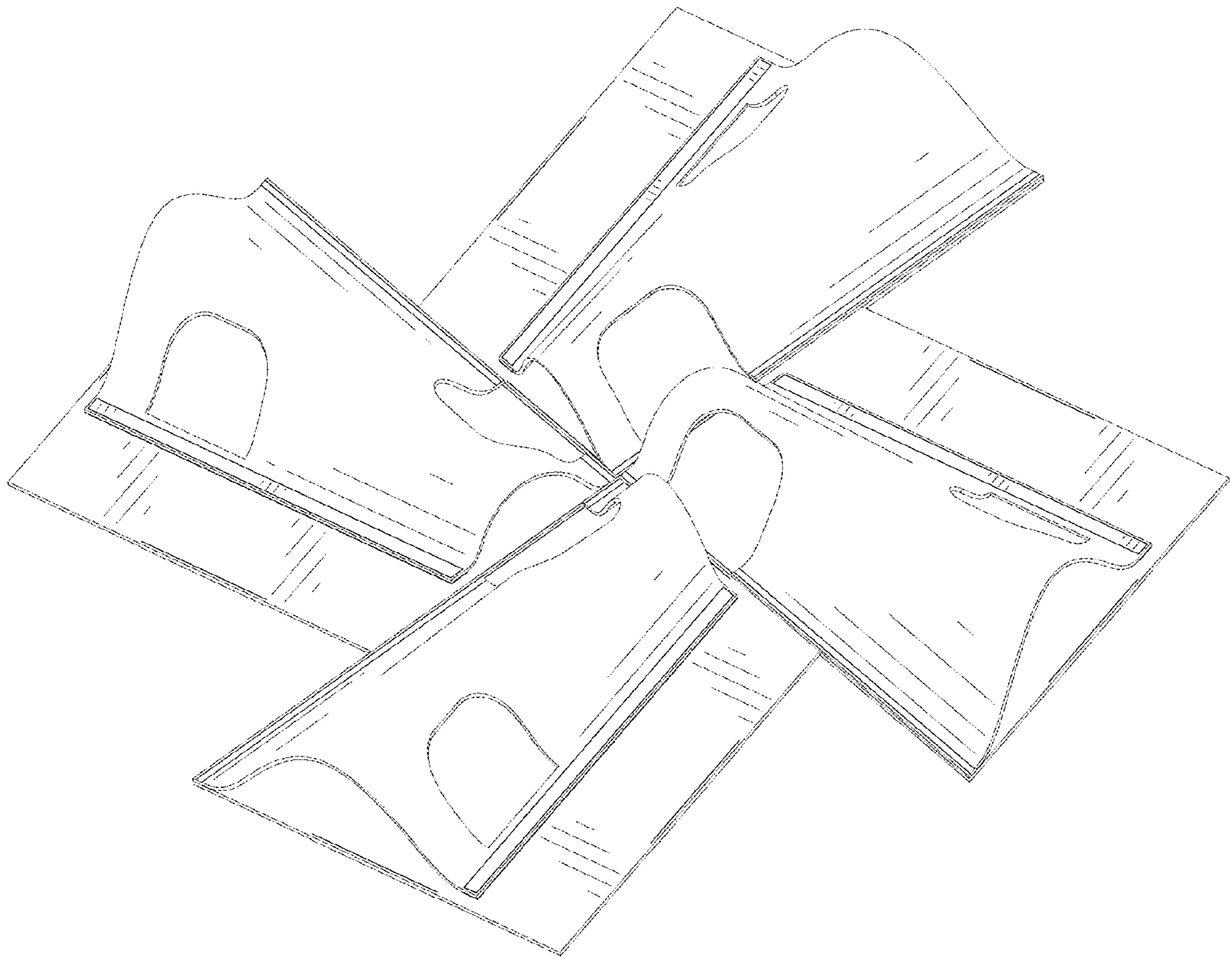


FIG. 1




FIG. 2

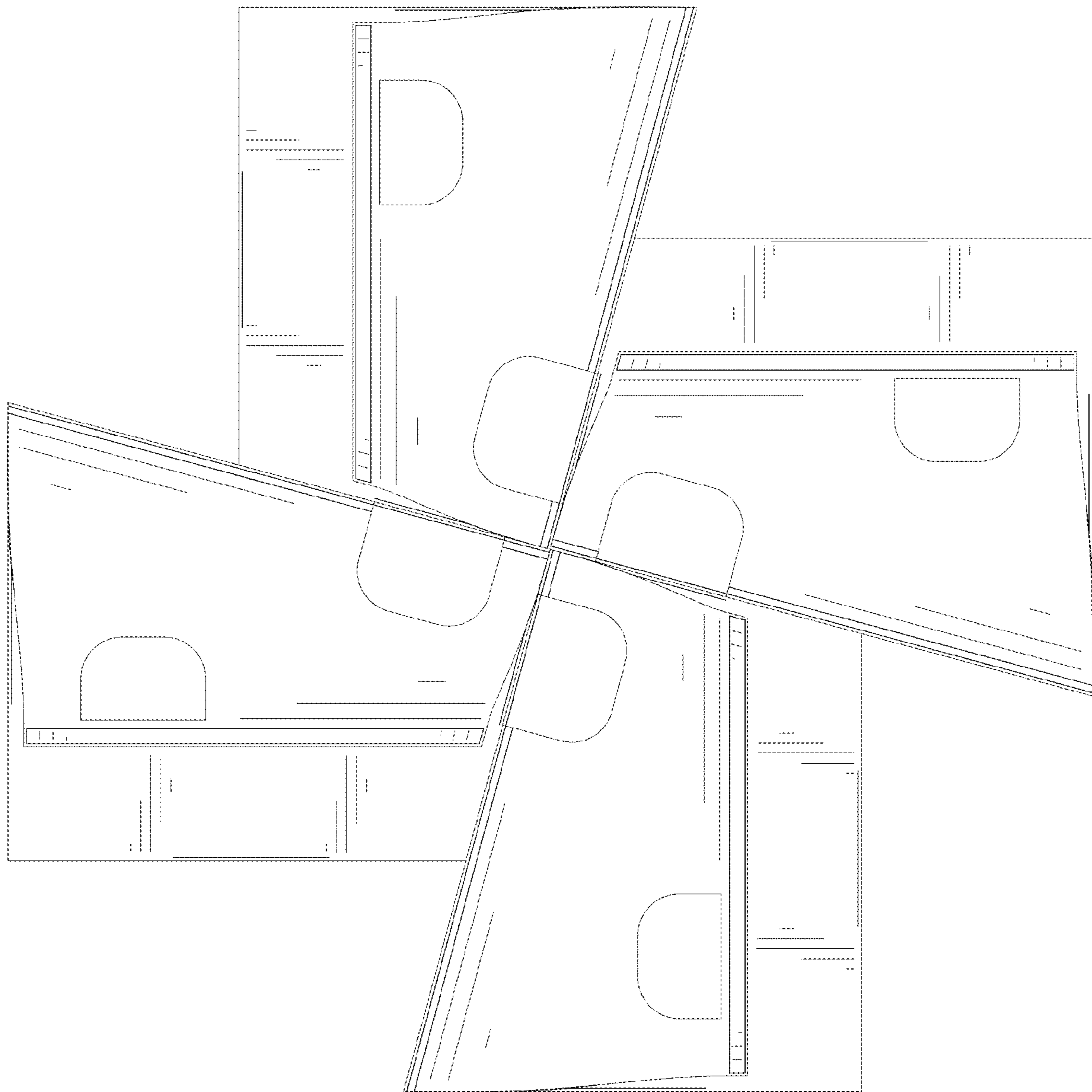


FIG. 3

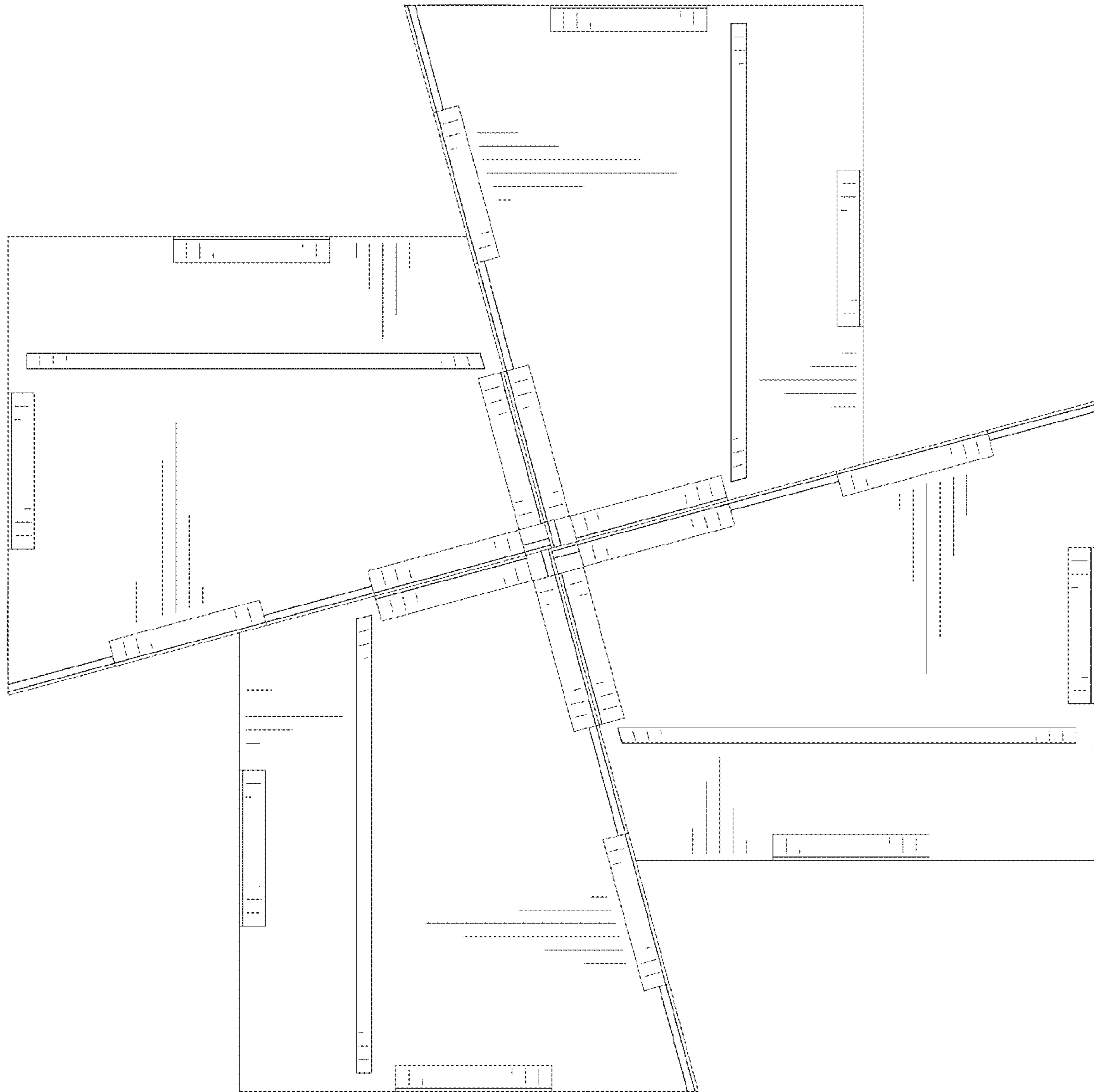


FIG. 4




FIG. 5

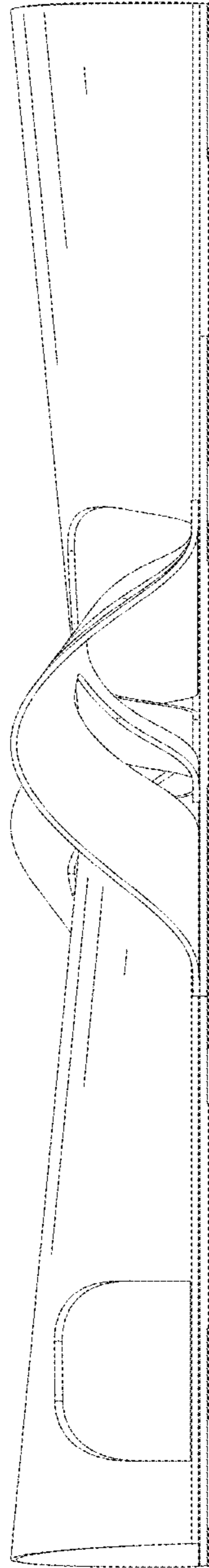


FIG. 6




FIG. 7




FIG. 8




FIG. 9




FIG. 10

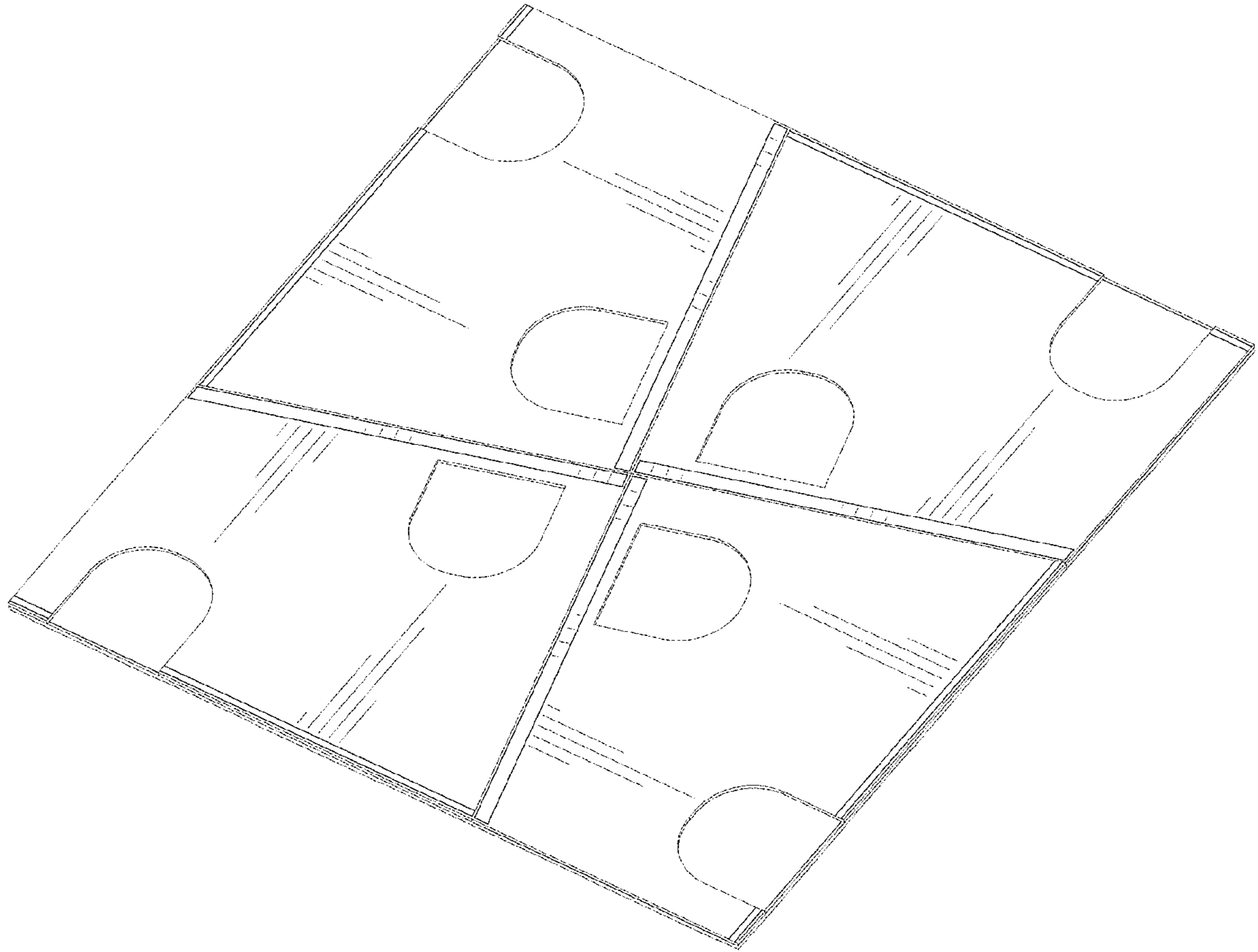


FIG. 11