



US00D946832S

(12) **United States Design Patent**
Jiang

(10) **Patent No.:** **US D946,832 S**
(45) **Date of Patent:** **** Mar. 22, 2022**

(54) **FOLDABLE MASK**

(71) Applicant: **Haiyang Jiang**, Huizhou (CN)

(72) Inventor: **Haiyang Jiang**, Huizhou (CN)

(**) Term: **15 Years**

(21) Appl. No.: **29/772,253**

(22) Filed: **Mar. 1, 2021**

(30) **Foreign Application Priority Data**

Dec. 3, 2020 (CN) 202030741126.0

(51) **LOC (13) Cl.** **29-02**

(52) **U.S. Cl.**

USPC **D29/108**; D24/110.1

(58) **Field of Classification Search**

USPC D29/100, 102, 105, 106, 107, 108, 110,
D29/122; D2/878, 880, 881; D24/110.1

CPC A42B 5/00; A42B 3/18; A42B 3/20; A42B
1/046; A63B 71/08; A63B 71/10; A63B
71/105; A61F 9/04; A61F 9/06; A61F
9/029; A41D 13/11; A41D 13/1107;
A41D 13/1161; A41D 13/1169; A41D
13/1176; A41G 7/00; A41G 7/02

See application file for complete search history.

(56) **References Cited**

U.S. PATENT DOCUMENTS

- D118,241 S * 12/1939 Lehmborg D24/110.1
- 2,845,927 A * 8/1958 Hill A62B 23/025
128/206.17
- 3,014,479 A * 12/1961 Matheson A41D 13/1146
128/206.15
- 3,137,296 A * 6/1964 Gurtowski A41D 13/1146
128/206.12
- 3,288,138 A * 11/1966 Sachs A41D 13/1146
128/863
- 3,490,447 A * 1/1970 Jackson A41D 13/11
128/863
- D265,006 S * 6/1982 Levy D24/110.1
- 4,417,575 A * 11/1983 Hilton A41D 13/1115
128/206.19

- D277,520 S * 2/1985 Gregory D24/110.1
- D285,374 S * 8/1986 Huber D24/110.1
- D423,096 S * 4/2000 Kwok D24/110.1
- D440,302 S * 4/2001 Wolfe D24/110.1
- D478,660 S * 8/2003 Mault D24/110.1
- D639,932 S * 6/2011 D'Souza D24/110.1

(Continued)

OTHER PUBLICATIONS

MSK3, [*Primary Examiner* — Elizabeth J Oswecki](https://www.oakley.com/en-us/product/W0000036AC?variant=888392557551&cid=PM-FGS_000000-5.US-Oakley-SmartPLA-AOV%3C90&ds_rl=1293048&ds_rl=1293048&gclid=EAlalQobChMlmf6s36-89QIVjYrICh3_3wXqEakYASABEgJHffD_BwE&gclidsrc=aw.ds, 2022. (Year: 2022).*</p></div>
<div data-bbox=)

(57) **CLAIM**

The ornamental design for a foldable mask, as shown and described.

DESCRIPTION

FIG. 1 is a perspective view of a foldable mask showing my new design;

FIG. 2 is another perspective view thereof;

FIG. 3 is a front elevational view thereof;

FIG. 4 is a rear elevational view thereof;

FIG. 5 is a left side elevational view thereof;

FIG. 6 is a right side elevational view thereof;

FIG. 7 is a top plan view thereof;

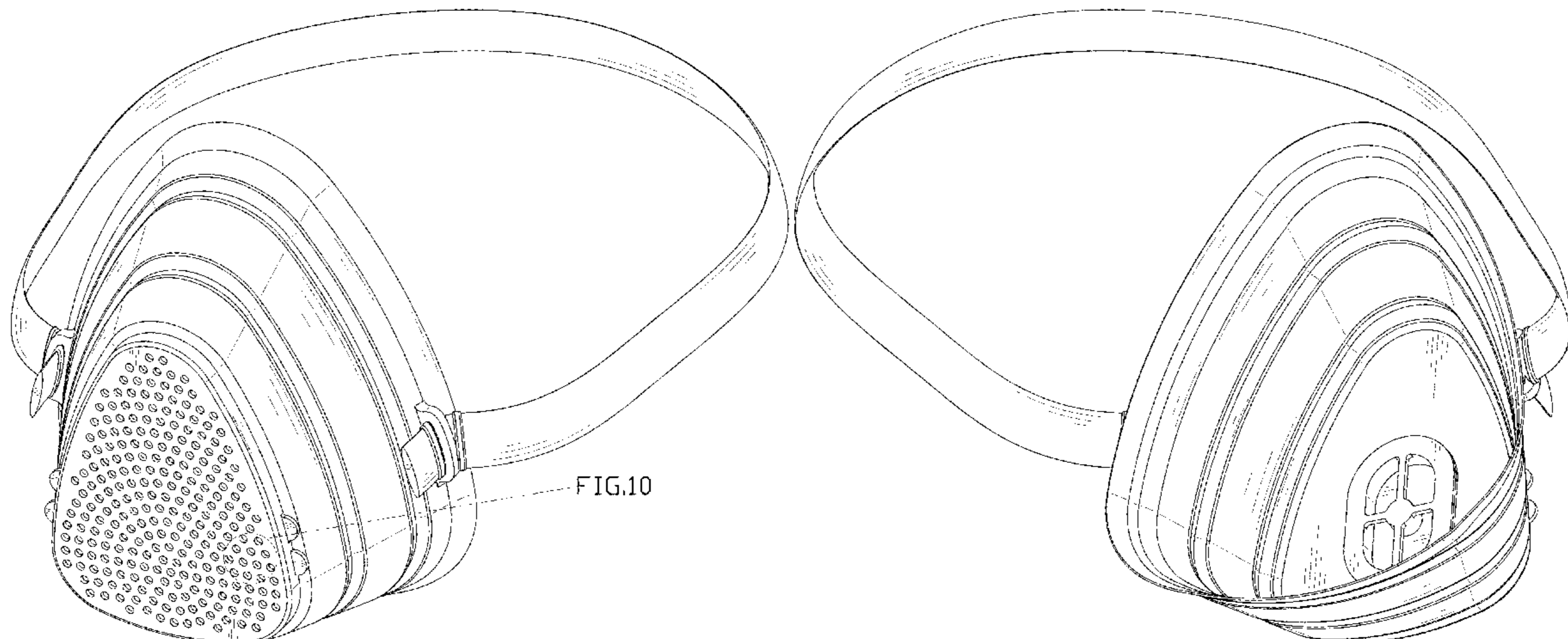
FIG. 8 is a bottom plan view thereof;

FIG. 9 is another perspective view thereof; and,

FIG. 10 is an enlarged portion view of encircled portion labeled, "FIG. 10," in FIG. 1.

The dashed-dot lines shown in FIGS. 1 and 10 showing the encircled portion define the boundary of the enlarged portion view of FIG. 10 and form no part of the claimed design, the broken line in FIG. 1 that extends from the encircled portion to the label, "FIG. 10," is an arrow and form no part of the claimed design.

1 Claim, 10 Drawing Sheets



(56)

References Cited

U.S. PATENT DOCUMENTS

D671,688 S * 11/2012 Sullivan, II A41D 13/1146
D29/108
D677,782 S * 3/2013 D'Souza D24/110.4
D687,142 S * 7/2013 Rothermel D24/110.4
D689,603 S * 9/2013 Stockmann D24/110.1
D767,754 S * 9/2016 Danford D24/110.1
D803,391 S 11/2017 Reese et al.
D811,581 S * 2/2018 Danford D24/110.1
D819,194 S * 5/2018 Wenger D24/110.1
D820,974 S * 6/2018 Danford D24/110.1
D848,075 S * 5/2019 Szasz D29/108
D850,760 S * 6/2019 Greenblat D2/865
D885,559 S * 5/2020 Gabriel D24/110.1
D885,676 S * 5/2020 Yuan D29/108
D892,410 S * 8/2020 David D29/108
D894,394 S * 8/2020 Huang D24/162
D905,351 S 12/2020 Zheng
D912,801 S * 3/2021 Mills D24/110.1
D923,775 S * 6/2021 Gilner D24/110.1
D928,305 S * 8/2021 Holbrook D24/110.1
D937,406 S * 11/2021 Chatin D24/110.1

* cited by examiner

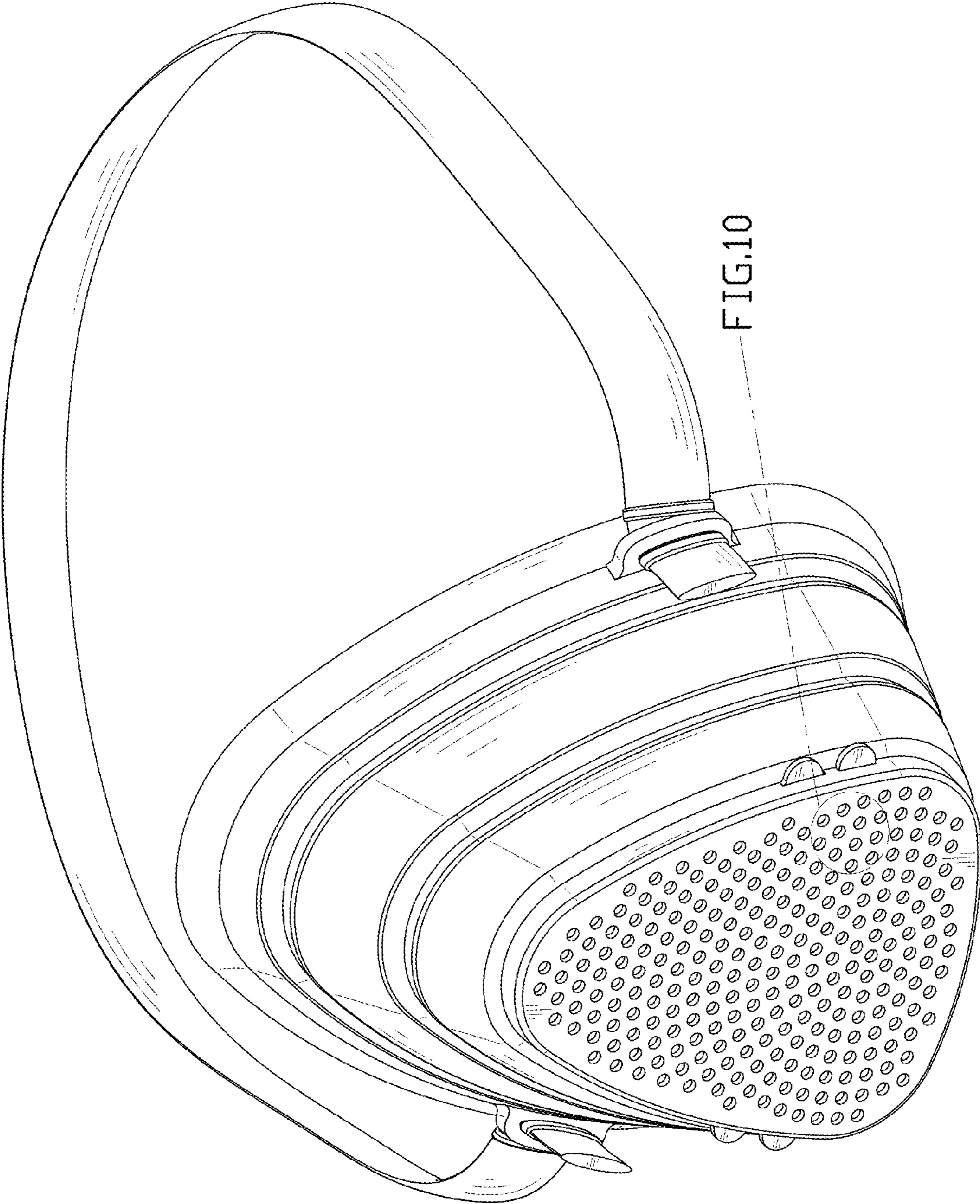


FIG. 1




FIG. 2

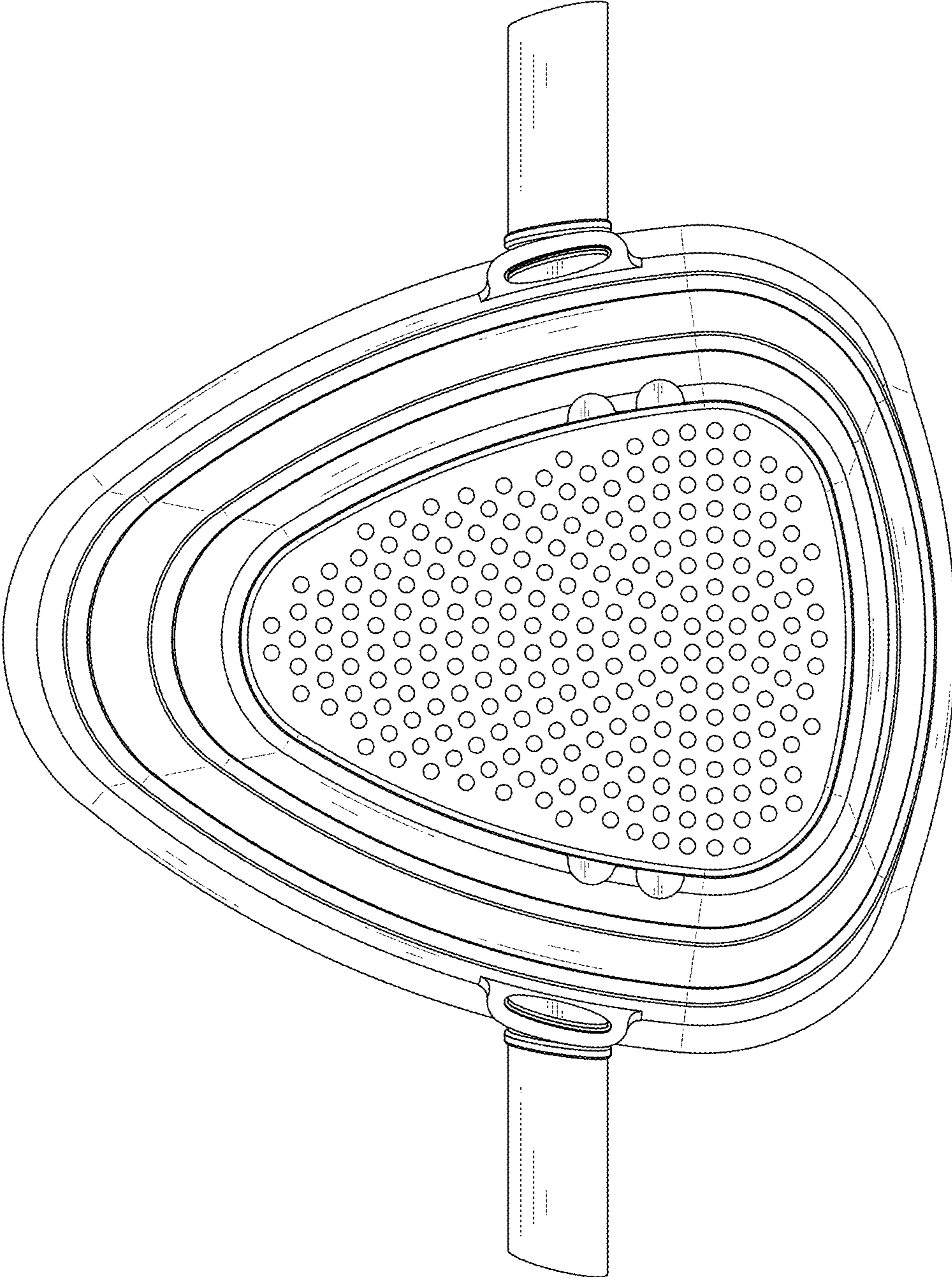


FIG. 3

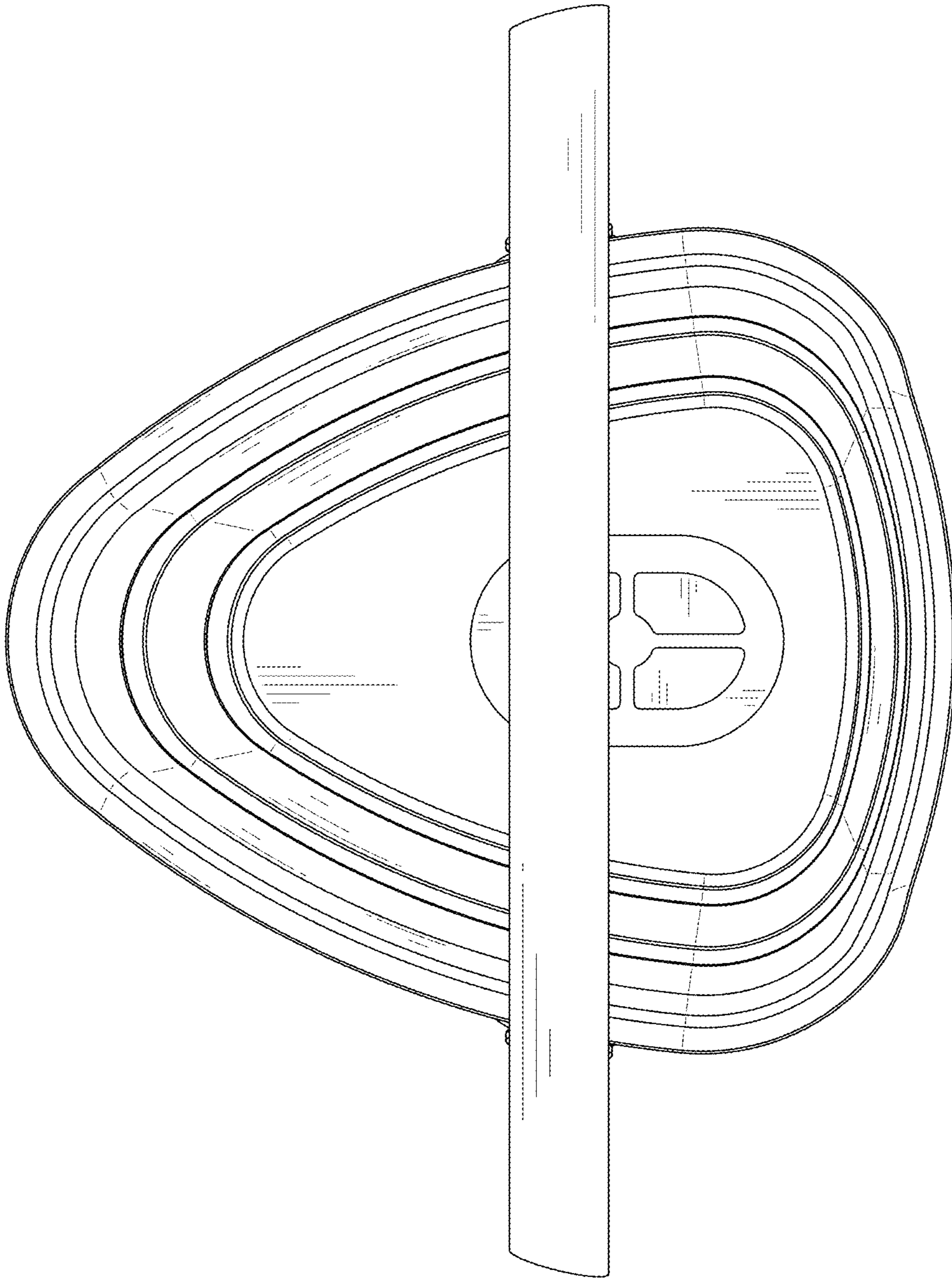


FIG. 4




FIG. 5

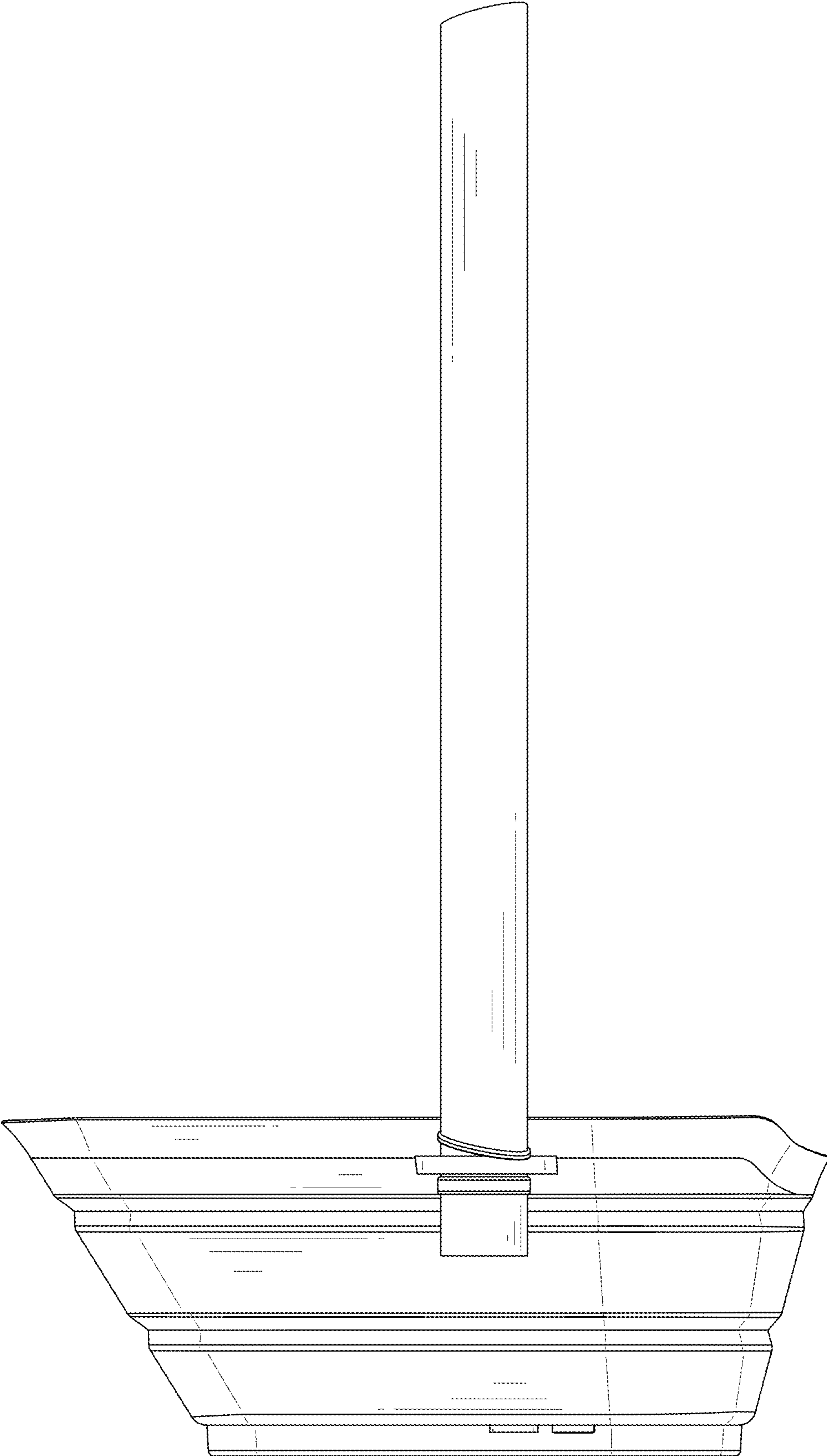


FIG. 6

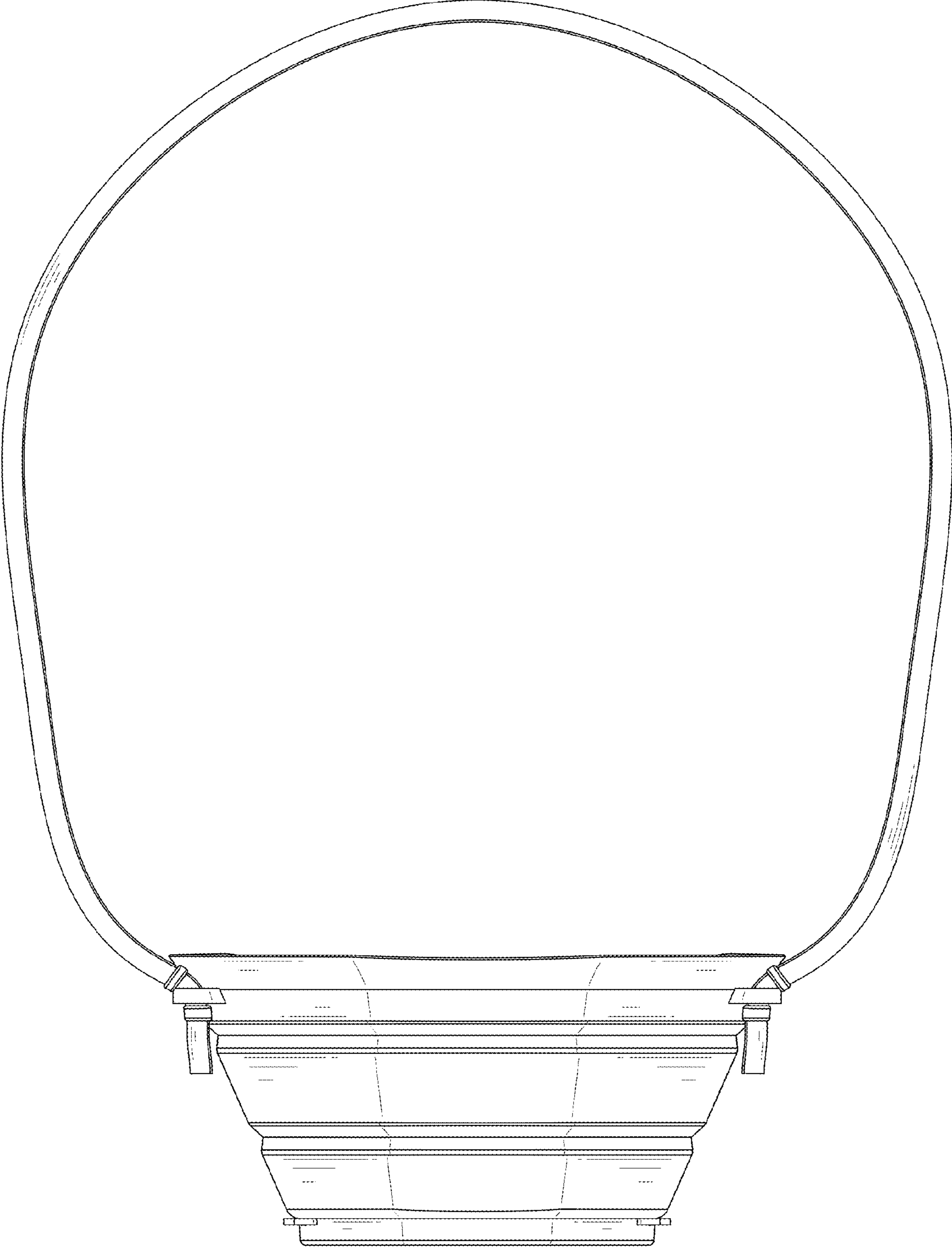


FIG. 7

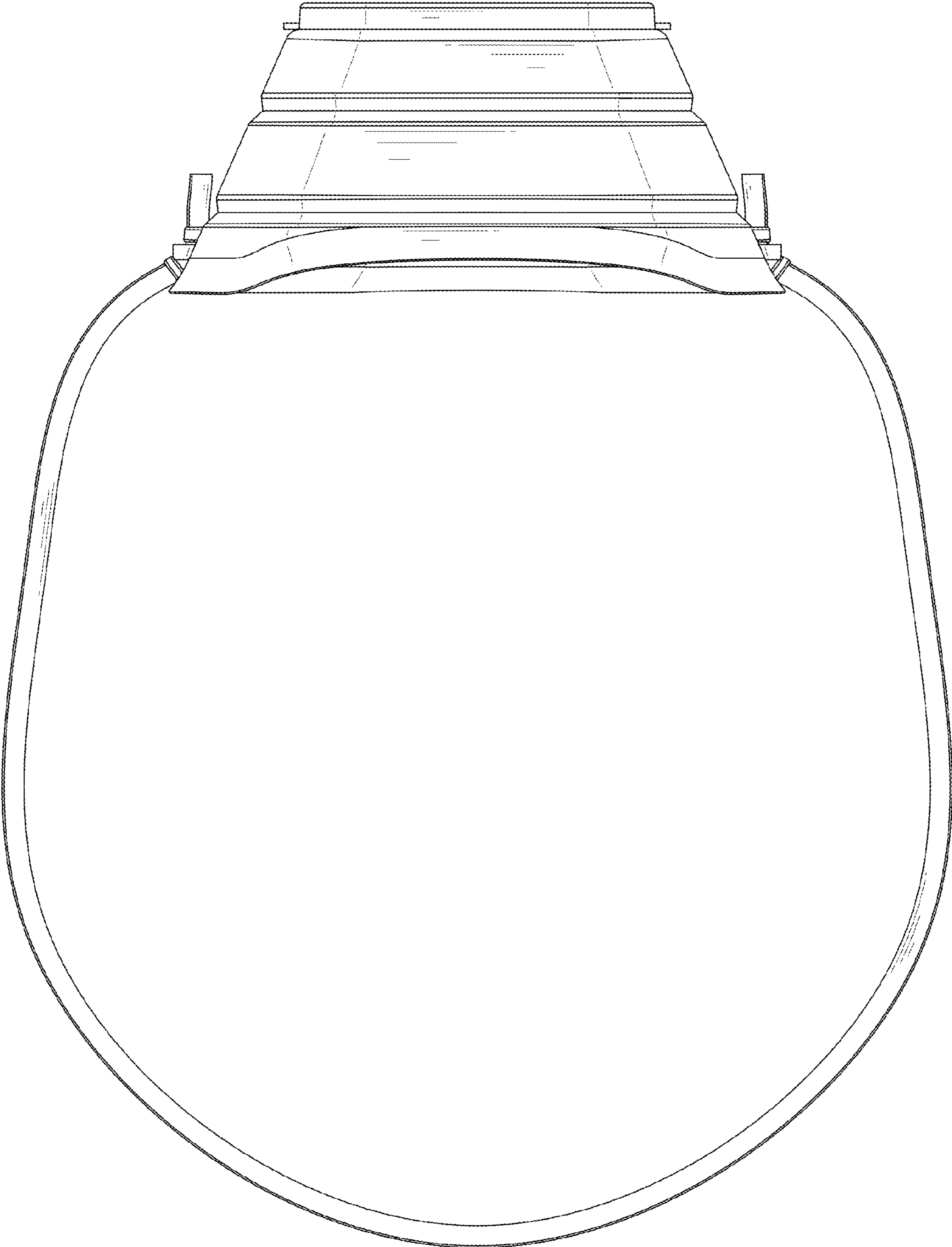


FIG. 8

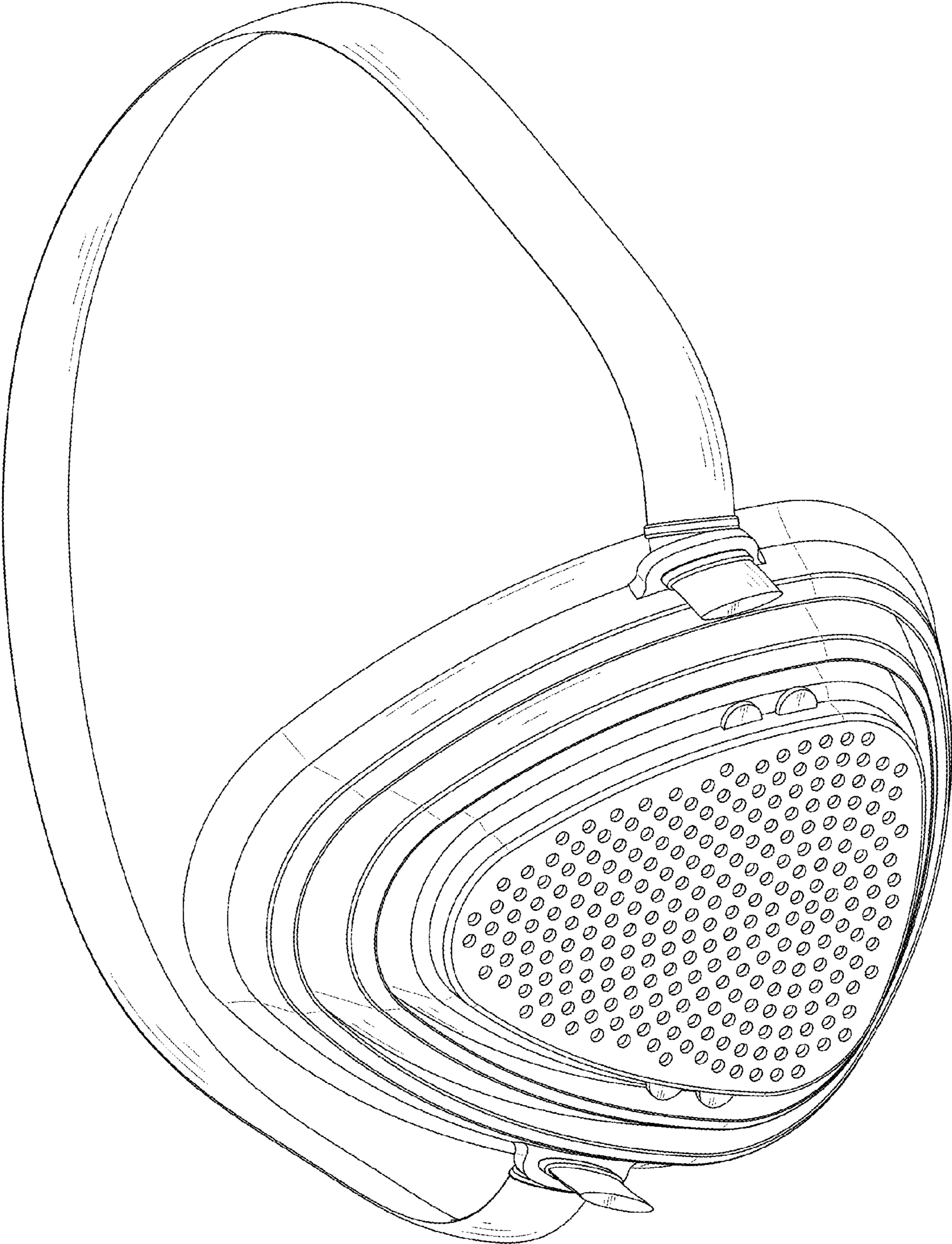


FIG. 9

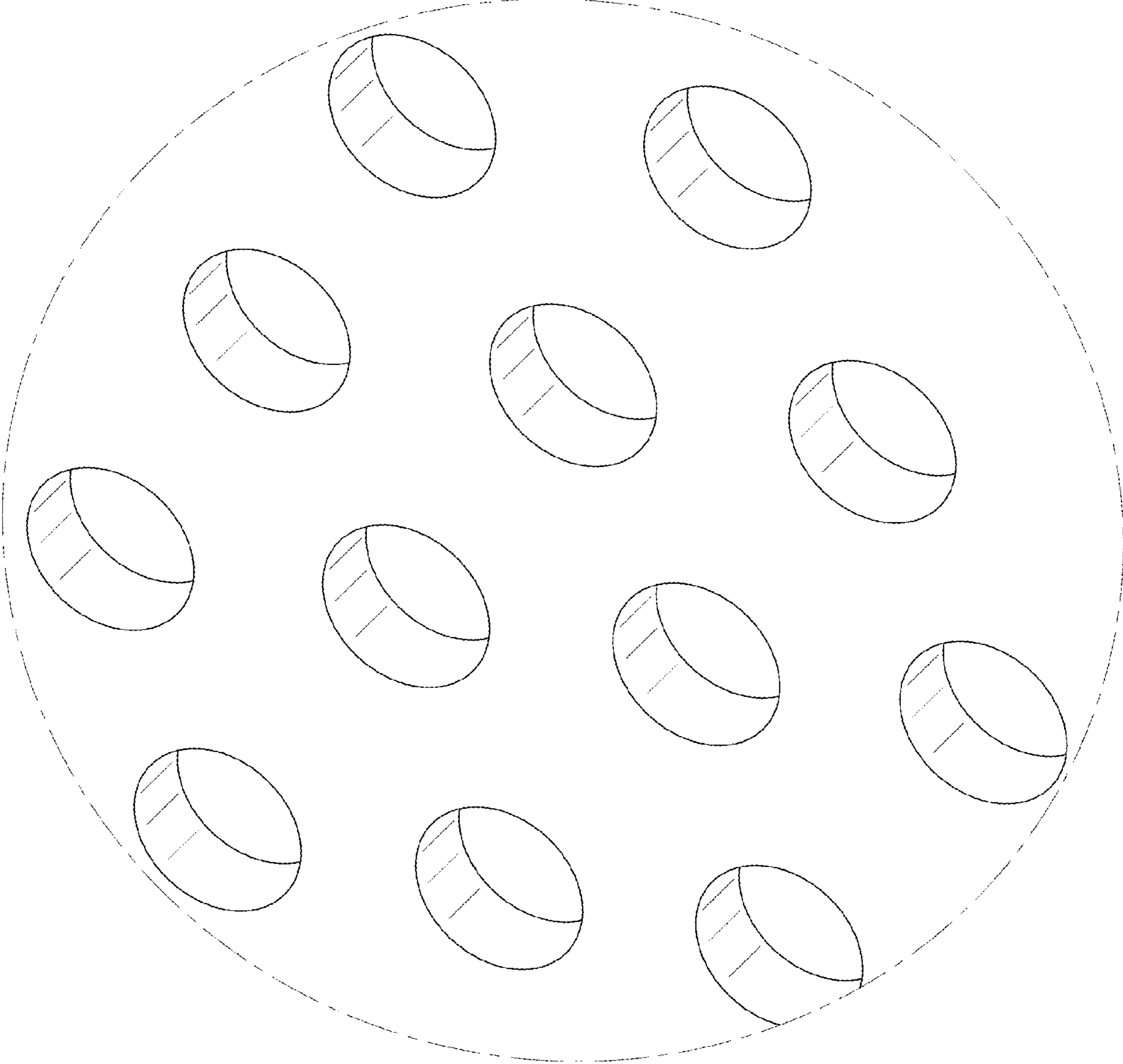


FIG. 10