

US00D946820S

(12) **United States Design Patent** (10) **Patent No.:** **US D946,820 S**
Xu et al. (45) **Date of Patent:** **** Mar. 22, 2022**

(54) **ELECTRONIC CIGARETTE CARTRIDGE**

(71) Applicant: **SHENZHEN RELX TECHNOLOGY CO., LTD.**, Shenzhen (CN)

(72) Inventors: **Shengyang Xu**, Shenzhen (CN); **Yangyun Jin**, Shenzhen (CN); **Hui Wang**, Shenzhen (CN)

(73) Assignee: **SHENZHEN RELX TECHNOLOGY CO., LTD.**, Shenzhen (CN)

(**) Term: **15 Years**

(21) Appl. No.: **29/719,682**

(22) Filed: **Jan. 7, 2020**

(51) **LOC (13) Cl.** **27-02**

(52) **U.S. Cl.**
USPC **D27/162**; D27/169; D27/170

(58) **Field of Classification Search**
USPC D27/100, 101, 102, 103, 106, 108, 109, D27/110, 111, 117, 120, 125, 126, 127, D27/128, 129, 139, 141, 142, 143, 144, D27/147, 148, 154, 162, 163, 164, 165, D27/166, 167, 168, 169, 170, 171, 172, D27/173, 174, 175, 176, 177, 178, 179, D27/180, 181, 182, 183, 184, 185, 186, D27/187, 188, 189, 190, 191, 192, 193, D27/194, 196; D24/110, 110.4, 110.5, D24/110.6, 113; D23/360, 362; D28/91.1

CPC A24F 40/10; A24F 40/40; A24F 40/42; A24F 40/44; A24F 40/60; A24F 40/53; A24F 40/70; A24F 40/57; A24F 40/20; A24F 40/30; A24F 47/00; A24F 7/00; A24F 13/00; A24F 13/14; A24F 1/32; A24F 47/002; A24F 15/015; A24F 13/06; A24F 40/48; A24F 13/04; A24F 40/00; A24F 40/90; A24F 42/80; A24F 40/485; A24F 40/46; A24F 47/008; A24F 40/05; A24F 40/465; A24F 1/00; A24F 7/02; A24F 9/16; A24F 40/50; A24F 40/65;

A24F 40/51; A24F 40/95; A24F 40/49; A24F 42/60; A24F 1/02; A24F 2700/03; A24F 15/01; A24F 1/28; A24F 40/85; A24F 42/00; A24F 42/10; A24F 42/20; A24F 47/004; A24F 47/006; A24F 7/04
See application file for complete search history.

(56) **References Cited**

U.S. PATENT DOCUMENTS

D820,515 S * 6/2018 Nettenstrom D27/167
D864,476 S * 10/2019 Qiu D27/162
(Continued)

FOREIGN PATENT DOCUMENTS

CN 201930266378.X * 10/2019
CN 201930288670.1 * 11/2019
(Continued)

Primary Examiner — Marissa J Cash
Assistant Examiner — William B Melliar
(74) *Attorney, Agent, or Firm* — Idea Intellectual Limited; Margaret A. Burke; Sam T. Yip

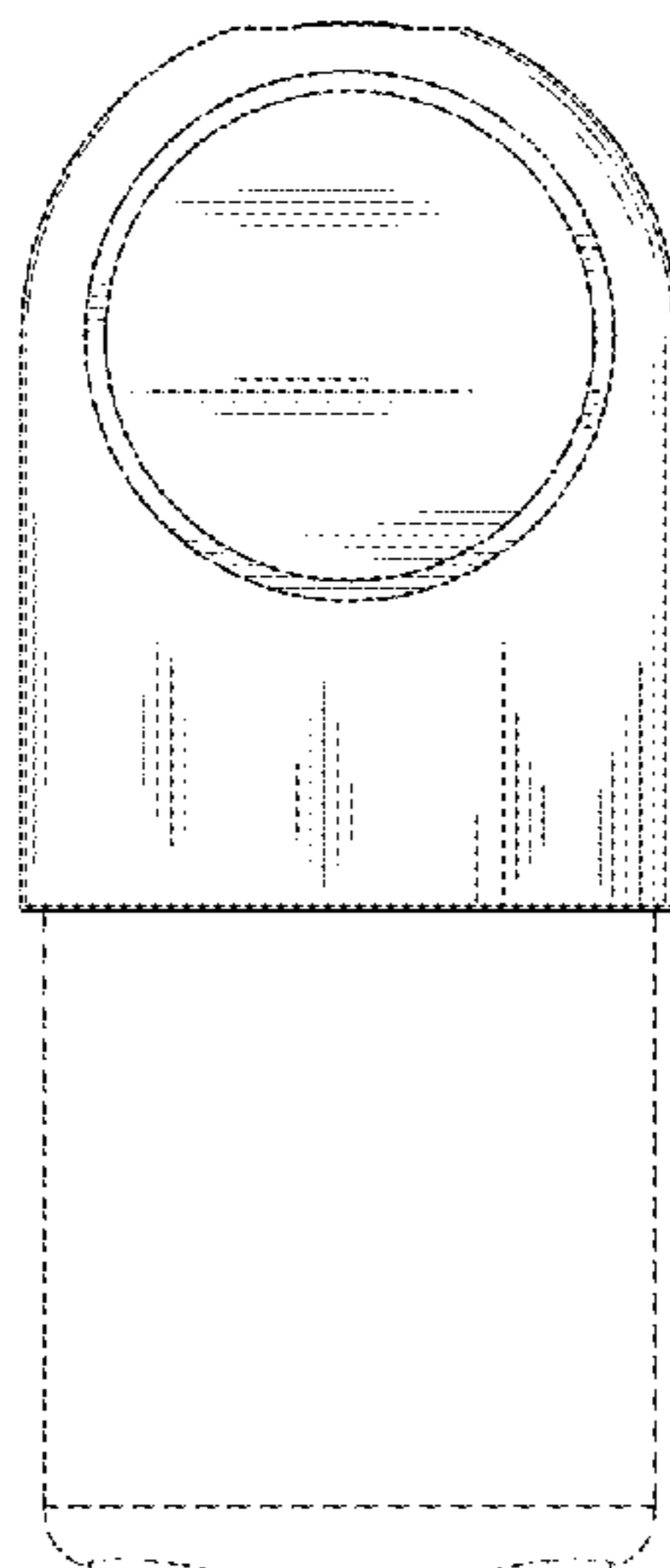
(57) **CLAIM**

The ornamental design for an electronic cigarette cartridge, as shown and described.

DESCRIPTION

FIG. 1 is a perspective view of an electronic cigarette cartridge;
FIG. 2 is a front view thereof; the rear view being identical thereto;
FIG. 3 is a left view thereof; the right view being identical thereto;
FIG. 4 is a top view thereof; and,
FIG. 5 is a bottom view thereof.
The broken lines represent portions of the electronic cigarette cartridge that form no part of the claimed design.

1 Claim, 5 Drawing Sheets



(56)

References Cited

U.S. PATENT DOCUMENTS

D870,374 S * 12/2019 Greenbaum D27/169
D872,934 S * 1/2020 Powell D27/163
D880,060 S * 3/2020 Chen D27/194
D883,569 S * 5/2020 Powell D27/170
D885,657 S * 5/2020 Lai D27/194
D887,632 S * 6/2020 Duque D27/167
D896,436 S * 9/2020 Huang D27/162
D900,385 S * 10/2020 Wang D27/162
D902,480 S * 11/2020 Chen D27/194
D907,290 S * 1/2021 Pan D27/162
D911,600 S * 2/2021 Chen D27/162
D918,467 S * 5/2021 Wang D27/162
D921,972 S * 6/2021 Wang D27/162
D923,240 S * 6/2021 Wang D27/162
D929,033 S * 8/2021 Lomas D27/162
D932,094 S * 9/2021 Laidlaw D27/162
2020/0094000 A1 * 3/2020 Peng A24F 40/44

FOREIGN PATENT DOCUMENTS

CN 201930427662.0 * 3/2020
CN 201930112162.8 * 5/2020
CN 202030103890.5 * 7/2020
CN 202030384646.0 * 12/2020

* cited by examiner

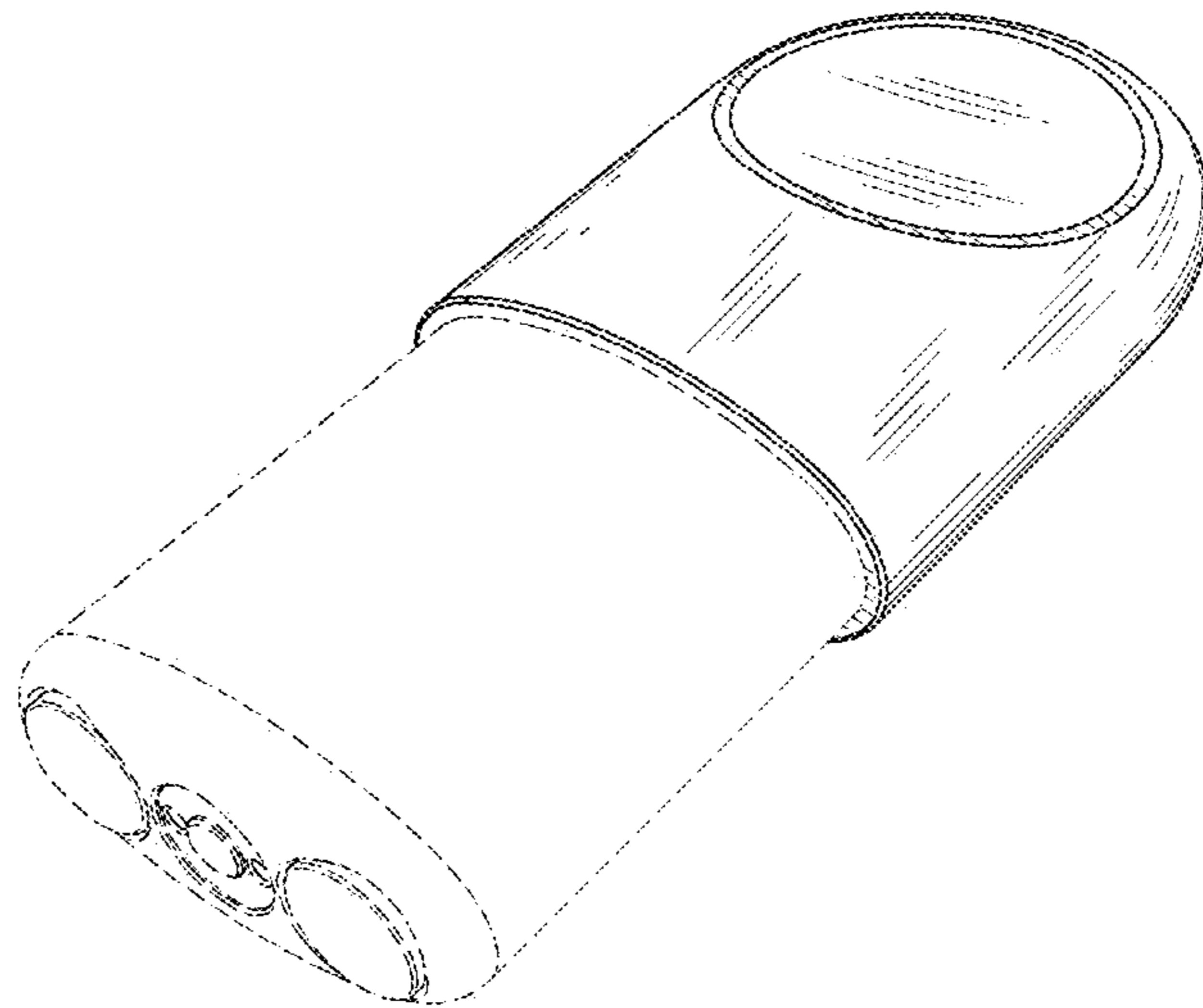


FIG. 1

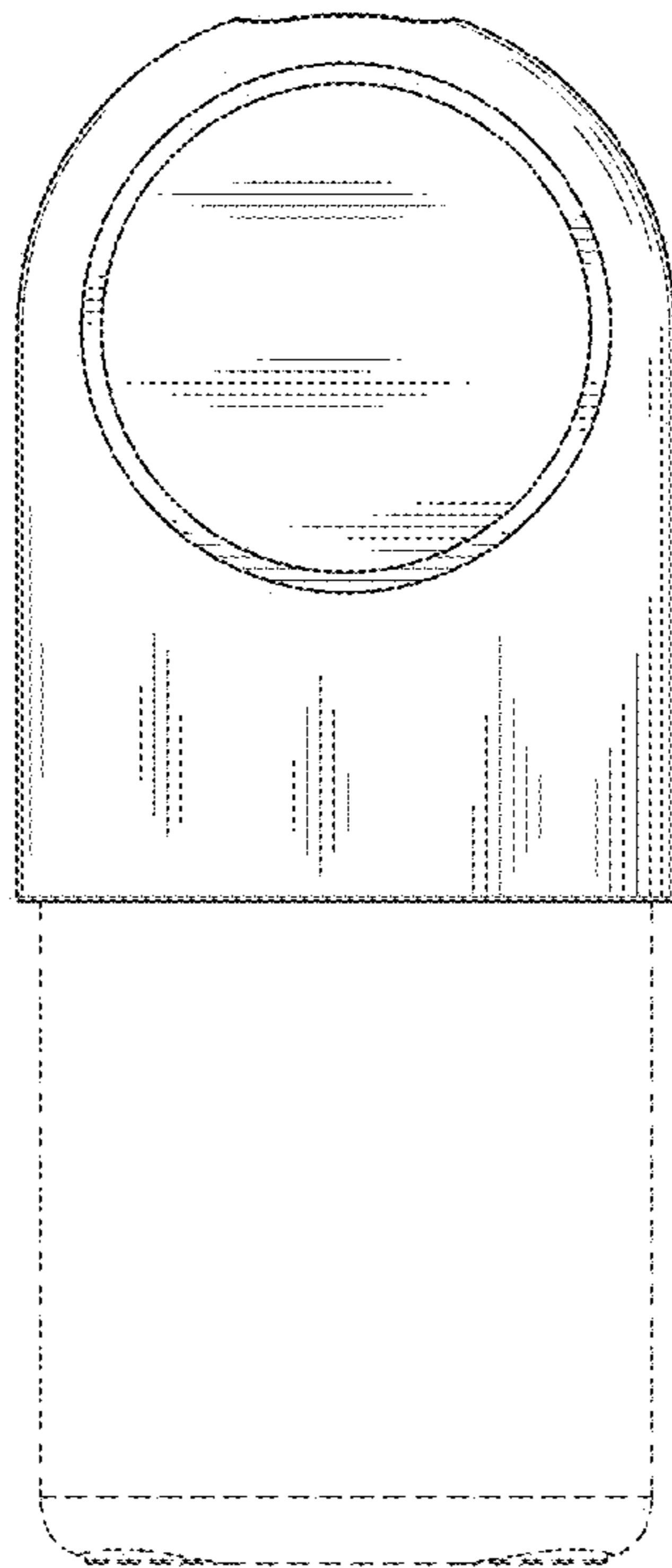


FIG. 2




FIG. 3

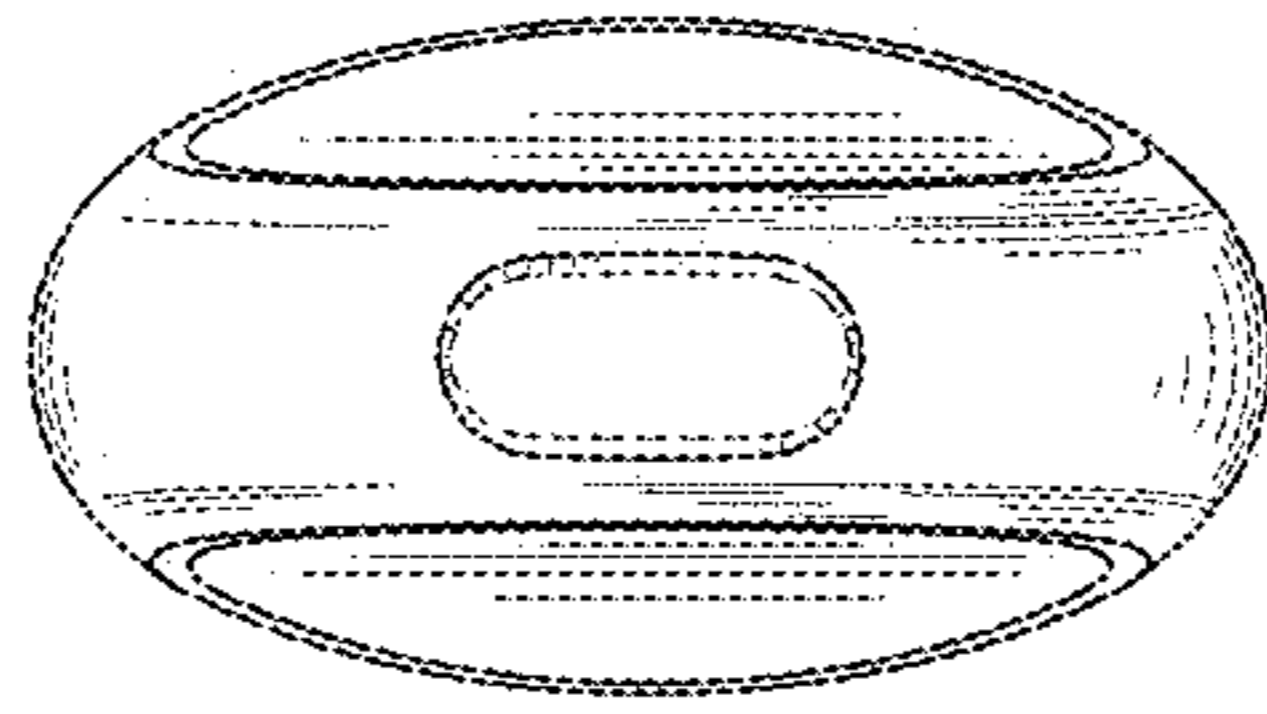


FIG. 4

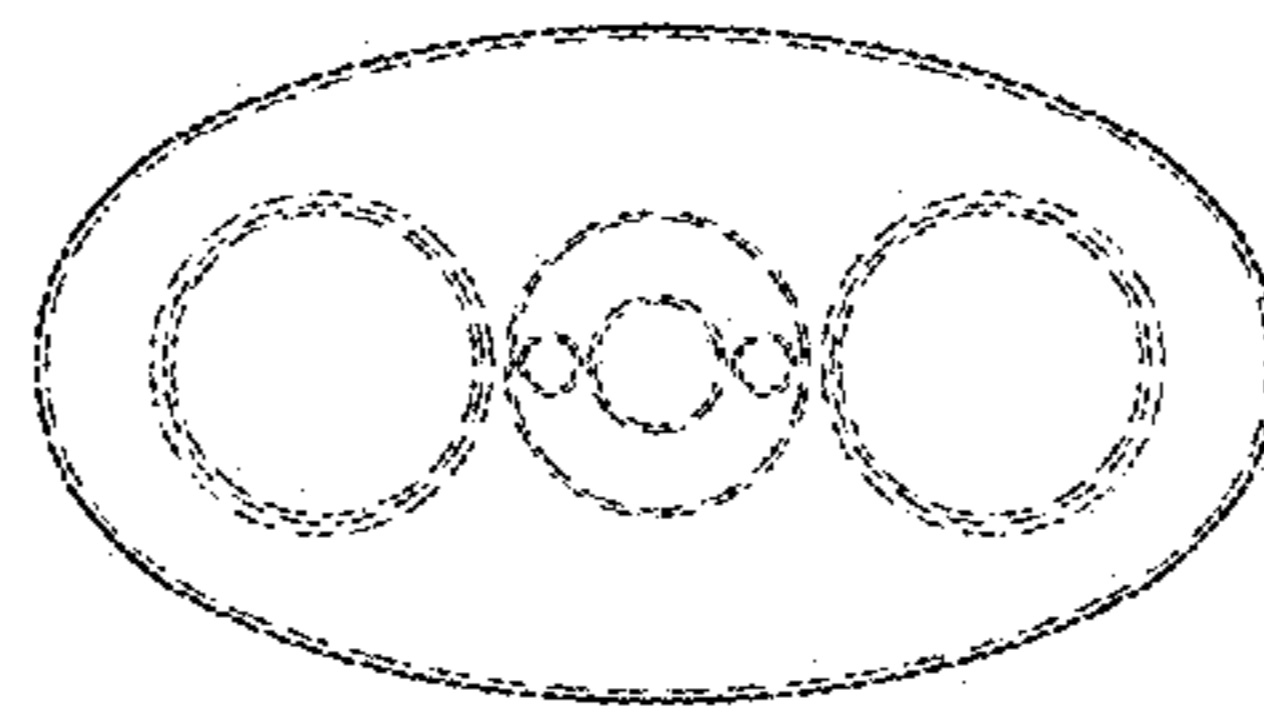


FIG. 5