

US00D946818S

(12) **United States Design Patent**
Kazandjian

(10) **Patent No.:** **US D946,818 S**
(45) **Date of Patent:** **** Mar. 22, 2022**

(54) **ASHTRAY**

- (71) Applicant: **Sarkis Antranik Kazandjian**,
Northridge, CA (US)
- (72) Inventor: **Sarkis Antranik Kazandjian**,
Northridge, CA (US)
- (**) Term: **15 Years**

- (21) Appl. No.: **29/652,477**
- (22) Filed: **Aug. 28, 2020**
- (51) **LOC (13) Cl.** **27-03**
- (52) **U.S. Cl.**
USPC **D27/102**
- (58) **Field of Classification Search**
USPC D27/102, 109, 122, 125, 126, 128,
D27/133-136, 138, 172, 183
CPC A24F 15/08; A24F 15/00; A24F 15/02
See application file for complete search history.

(56) **References Cited**

U.S. PATENT DOCUMENTS

D268,211 S *	3/1983	Polhemus	D27/134
D293,485 S *	12/1987	Lothe	D27/134
D300,672 S *	4/1989	Seymour	D27/102
D334,246 S *	3/1993	Baker	D27/129
D402,399 S *	12/1998	Fowler	D27/135
D453,051 S *	1/2002	Hsu	D27/134
D453,052 S *	1/2002	Hsu	D27/135
D462,803 S *	9/2002	Meoli	D27/135
D785,860 S *	5/2017	Fischer	D27/102
D868,674 S *	12/2019	Lozier	D12/419
D881,452 S *	4/2020	He	D27/135
D911,598 S *	2/2021	Pischetsrieder	D27/135

OTHER PUBLICATIONS

Cigar Ashtray By: Visol found on line Jul. 14, 2021 <https://www.homedepot.com/pep/Visol-Donovan-Black-Ceramic-Cigar-Ashtray-VASH903/301687661?source=> Dec. 19, 2018.*
Crystal Ashtray By: Amlong Crystal found on Amazon Jul. 14, 2021 <https://www.amazon.com/Amlong-Crystal-Square-Ashtray-X150mm/dp/B00XZF92NI> May 24, 2018.*

* cited by examiner

Primary Examiner — Marissa J Cash
Assistant Examiner — Rebecca Tsehaye

(74) *Attorney, Agent, or Firm* — Dunlap Bennett & Ludwig, PLLC; Brendan E. Squire


(57) **CLAIM**

The ornamental design for an ashtray, as shown and described.

DESCRIPTION

FIG. 1 is a front perspective view of an ashtray showing my new design;
FIG. 2 is a top plan view thereof;
FIG. 3 is a front elevation view thereof, with the rear elevation view being a mirror image thereof;
FIG. 4 is a bottom plan view thereof;
FIG. 5 is a right side elevation view thereof, the left side elevation view being a mirror image thereof; and,
FIG. 6 is an exploded front perspective view thereof.
The dashed lines in the exploded view of FIG. 6 show an alignment of the components and form no part of the claimed design.

1 Claim, 4 Drawing Sheets



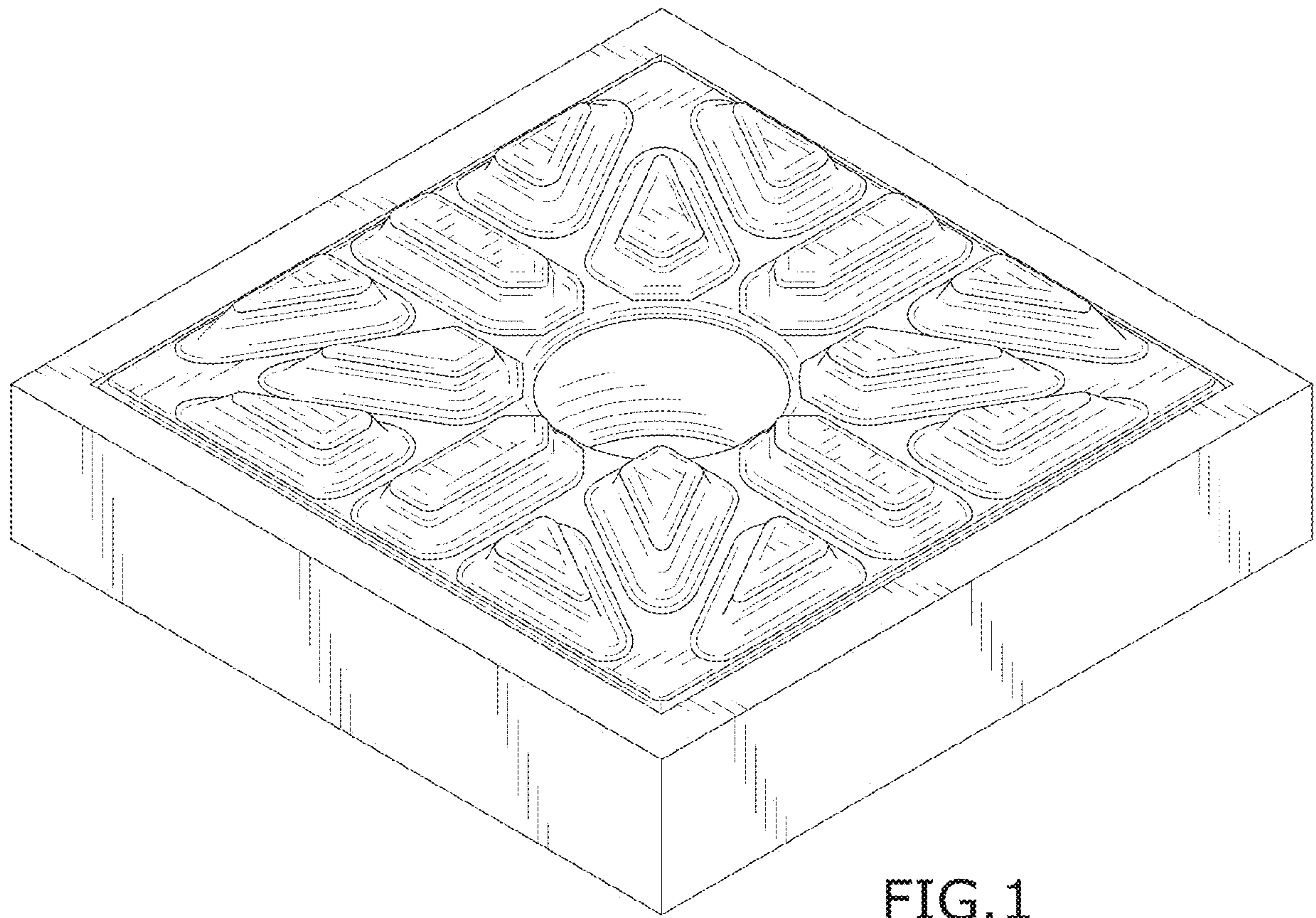


FIG. 1




FIG. 2

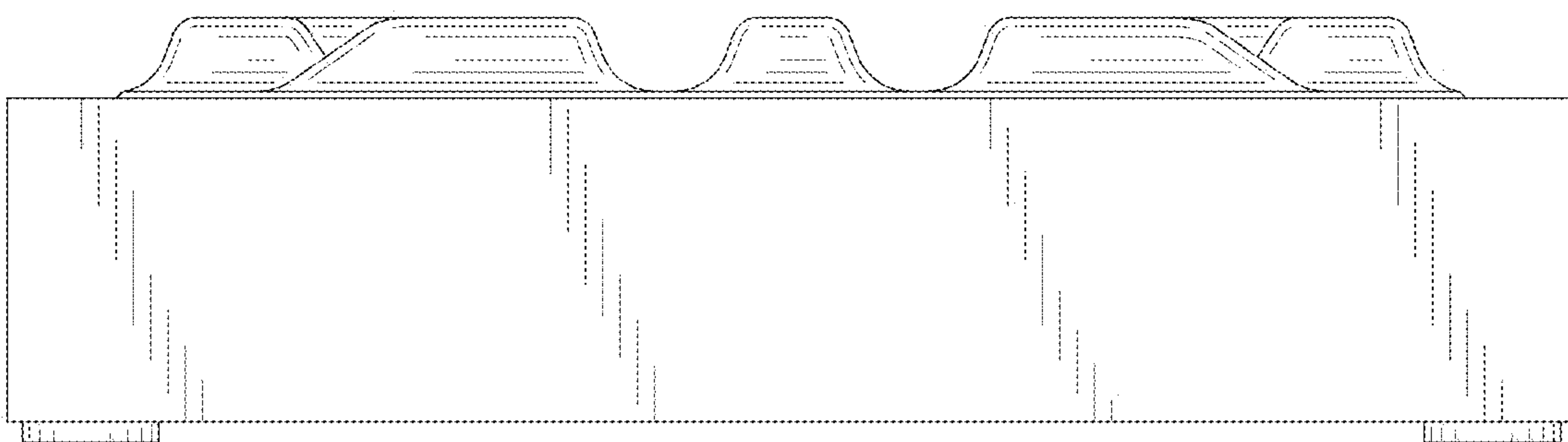


FIG. 3

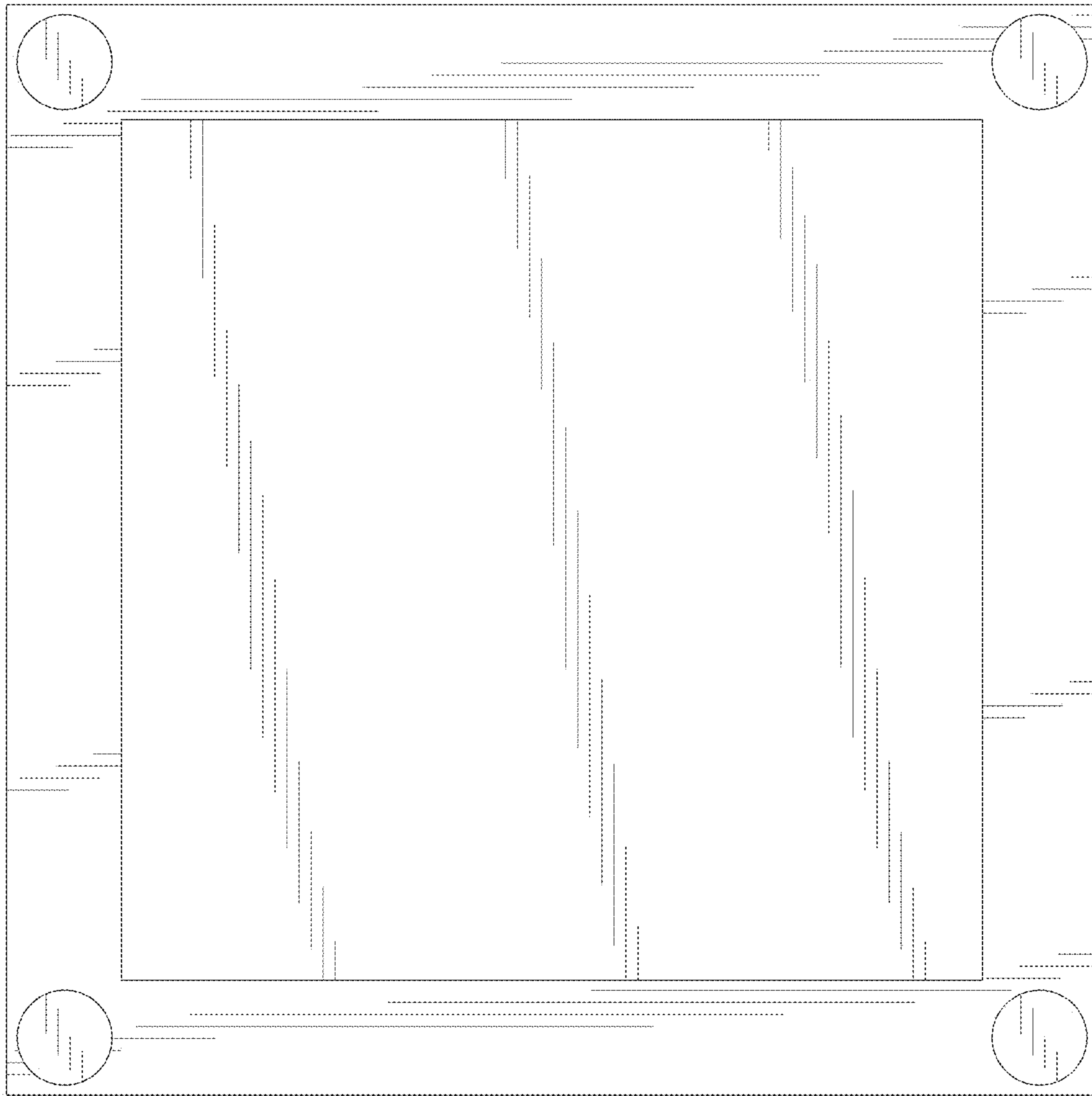


FIG. 4

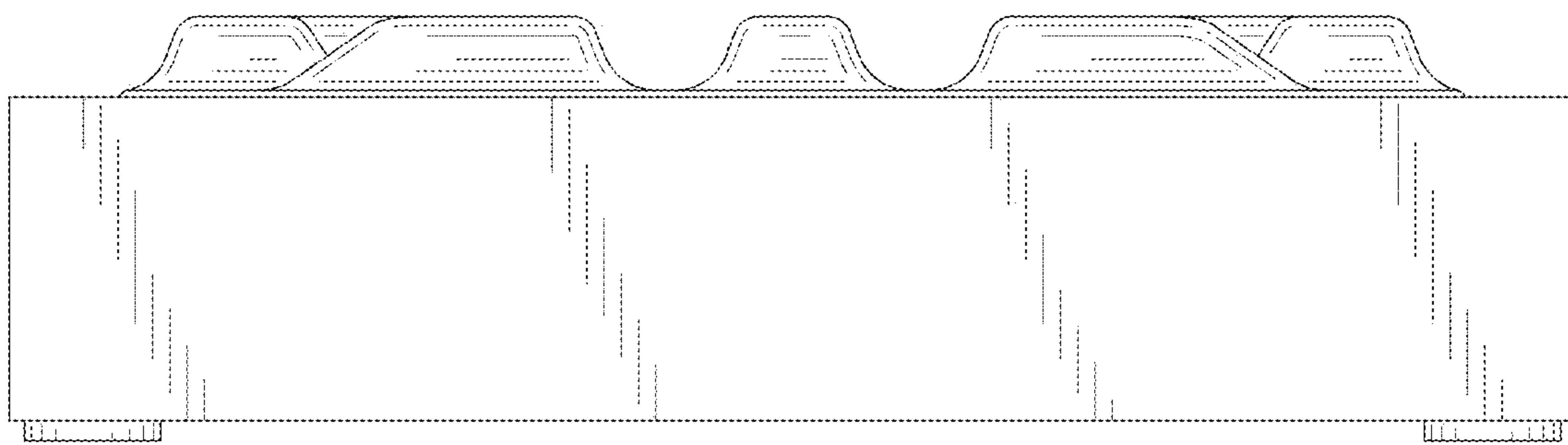


FIG. 5

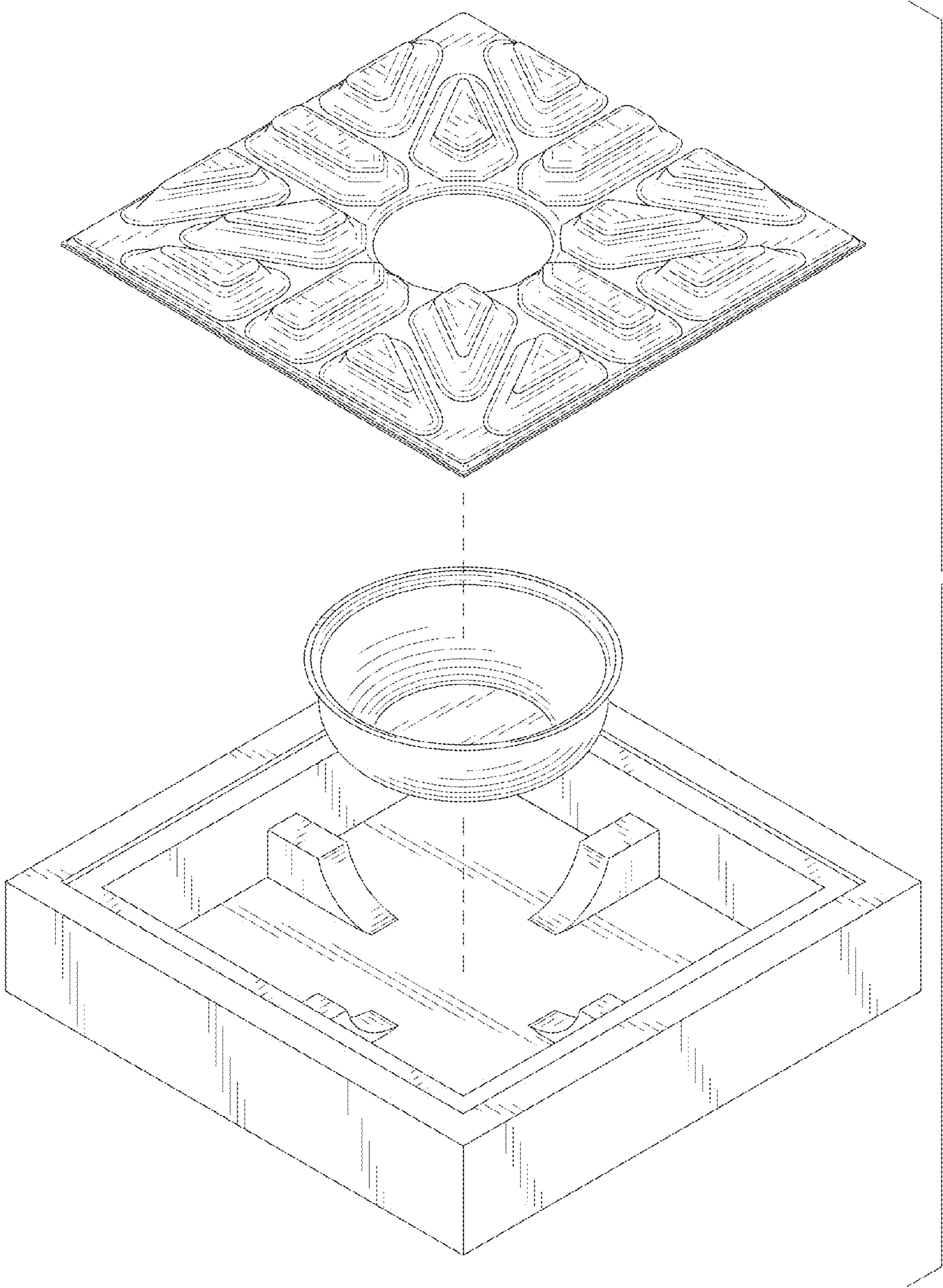


FIG.6