



US00D946802S

(12) **United States Design Patent** (10) **Patent No.:** **US D946,802 S**
Wijaya et al. (45) **Date of Patent:** **** *Mar. 22, 2022**

(54) **LANTERN SPEAKER**
(71) Applicant: **Forever Gifts, Inc.**, Arlington, TX (US)
(72) Inventors: **Hendra Wijaya**, Arlington, TX (US);
Marcus Pestl, Dallas, TX (US)
(73) Assignee: **Forever Gifts, Inc.**, Arlington, TX (US)
(*) Notice: This patent is subject to a terminal disclaimer.
(**) Term: **15 Years**
(21) Appl. No.: **29/632,263**
(22) Filed: **Jan. 5, 2018**
(51) **LOC (13) Cl.** **26-05**
(52) **U.S. Cl.**
USPC **D26/52**; D14/204; D26/51
(58) **Field of Classification Search**
USPC D26/37-51, 67, 93, 52, 2; D14/216, 204,
D14/221; D13/179
CPC F21L 2003/00; F21L 4/00; F21L 4/005;
F21L 4/02; F21L 4/025; F21L 4/027;
F21L 4/04; F21L 4/08; F21L 2005/00;
F21L 7/00; F21L 11/00; F21L 13/00;
F21L 13/04; F21L 13/08; F21L 14/02;
F21L 17/00; F21L 19/00; F21L 25/00
See application file for complete search history.

(56) **References Cited**
U.S. PATENT DOCUMENTS
3,184,586 A 5/1965 Hammes et al.
D439,237 S 3/2001 Felix et al.
D439,238 S 3/2001 Mackie et al.
D542,953 S * 5/2007 Lee D26/40
D575,271 S 8/2008 Baird et al.
D621,536 S * 8/2010 Lee D26/41
D642,555 S 8/2011 Hawkins et al.

D691,117 S 10/2013 Silvera
D694,445 S * 11/2013 Shiu D26/40
D695,269 S 12/2013 Carpenter et al.
D706,968 S * 6/2014 McDonough D26/41
D710,332 S 8/2014 Baird et al.
D753,631 S 4/2016 Holzer
D769,214 S 10/2016 Warden
D773,704 S * 12/2016 Pardo D26/41
D802,559 S 11/2017 Holzer
D807,320 S * 1/2018 Wong D14/204
D809,689 S * 2/2018 Marshall D26/41
D810,335 S * 2/2018 Levy D26/37
D823,507 S * 7/2018 Pontano D26/40
D840,967 S * 2/2019 Pestl D14/204
D844,202 S * 3/2019 Bennett D26/41
D844,875 S * 4/2019 Jeon D26/51
D848,043 S * 5/2019 Zhuo D26/41

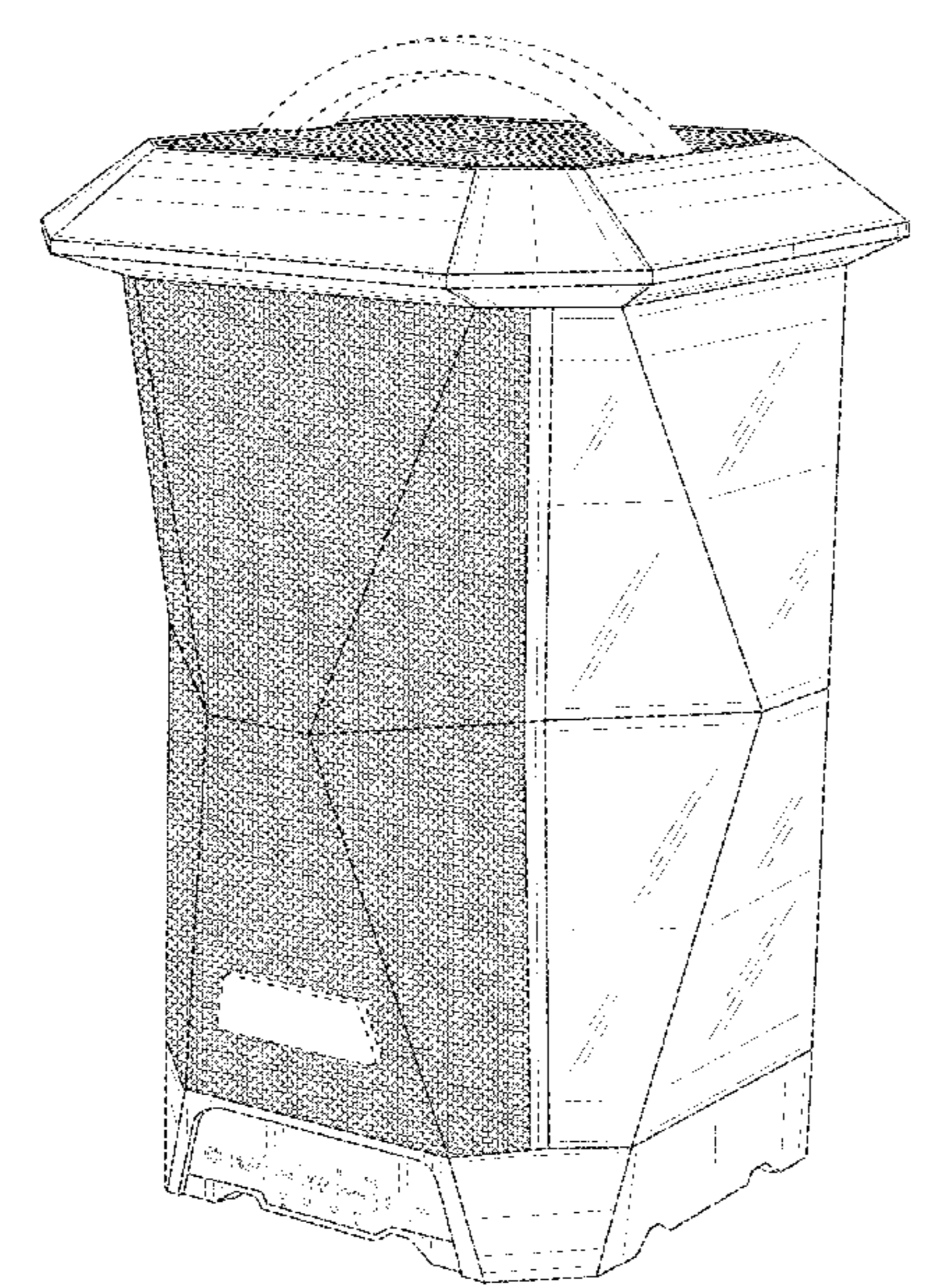
(Continued)

Primary Examiner — Marissa J Cash
Assistant Examiner — William B Melliar
(74) *Attorney, Agent, or Firm* — Klemchuk LLP

(57) **CLAIM**
The ornamental design for a lantern speaker, as shown and described.

DESCRIPTION
FIG. 1 is a perspective view of a lantern speaker of the present disclosure;
FIG. 2 is a front view thereof;
FIG. 3 is a rear view thereof;
FIG. 4 is a side view thereof;
FIG. 5 is a top view thereof; and,
FIG. 6 is a bottom view thereof
The broken lines in the figures illustrate the portions of the design that form no part of the claimed design.
The dot-dash broken lines immediately adjacent to the claimed areas in the views represent the boundaries of the design and form no part thereof. None of the broken lines form any part of the claimed design.

1 Claim, 6 Drawing Sheets



(56)

References Cited

U.S. PATENT DOCUMENTS

D849,295 S * 5/2019 Sun D26/40
D862,411 S * 10/2019 Yang D14/204

* cited by examiner

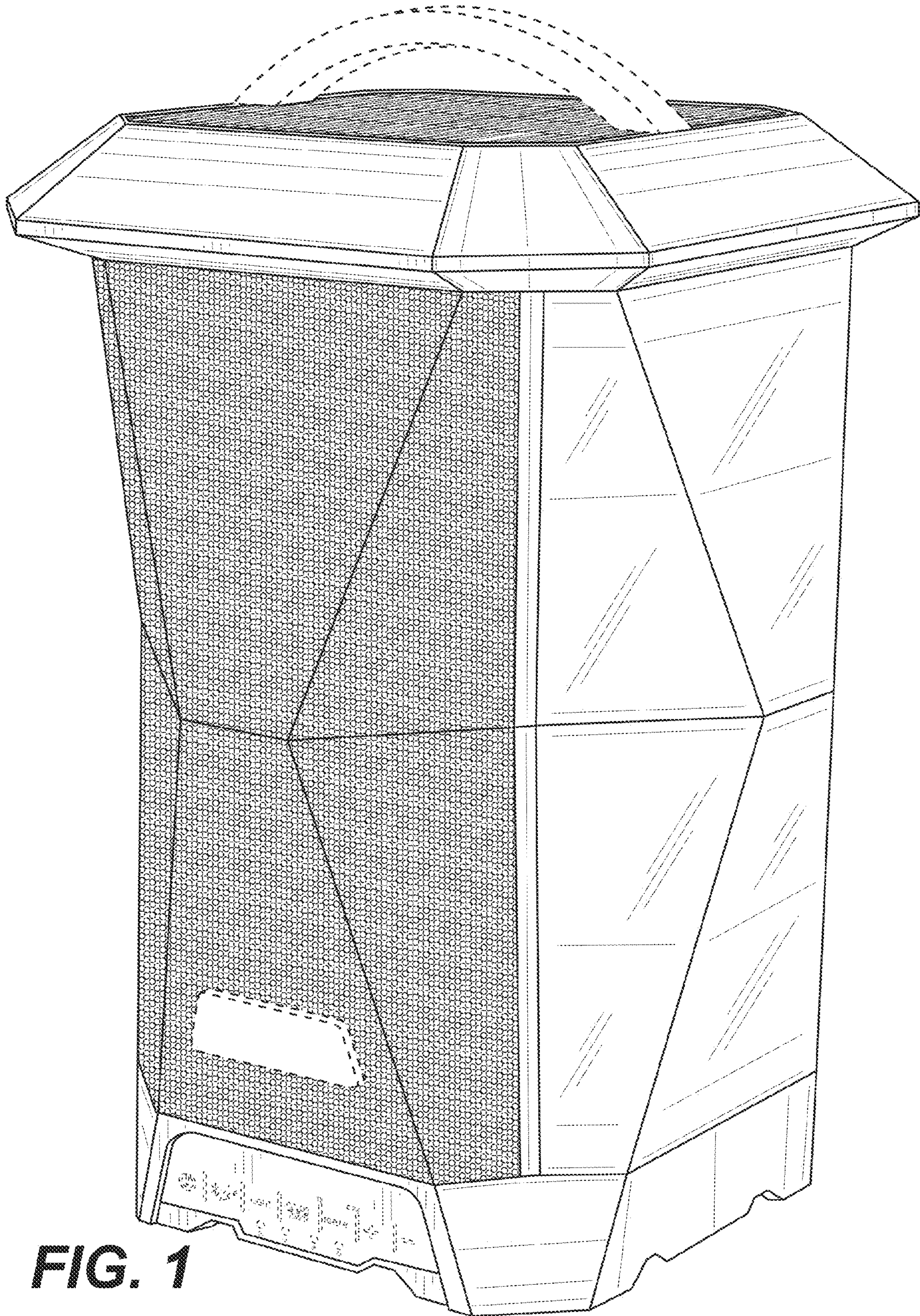


FIG. 1

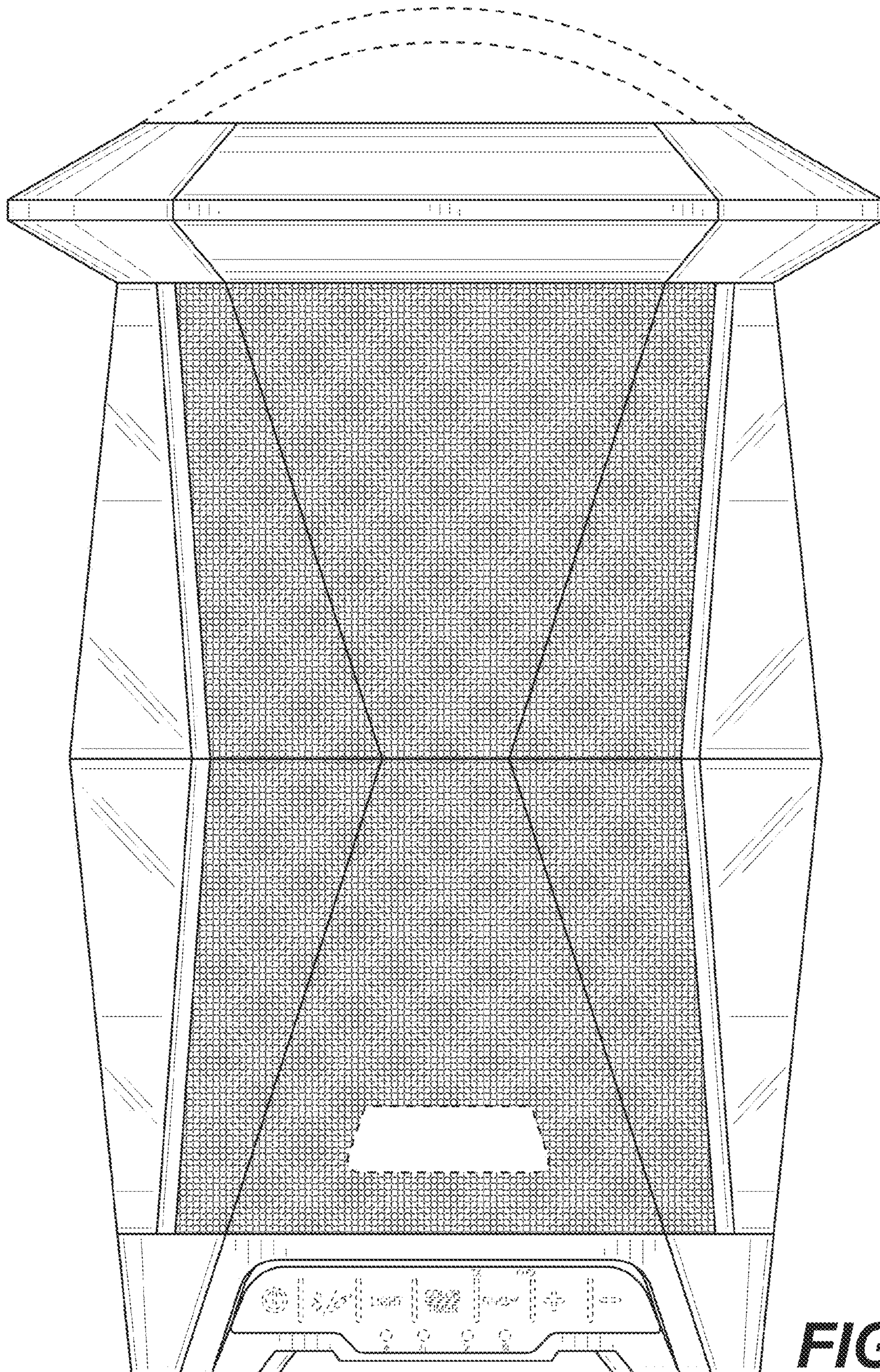


FIG. 2

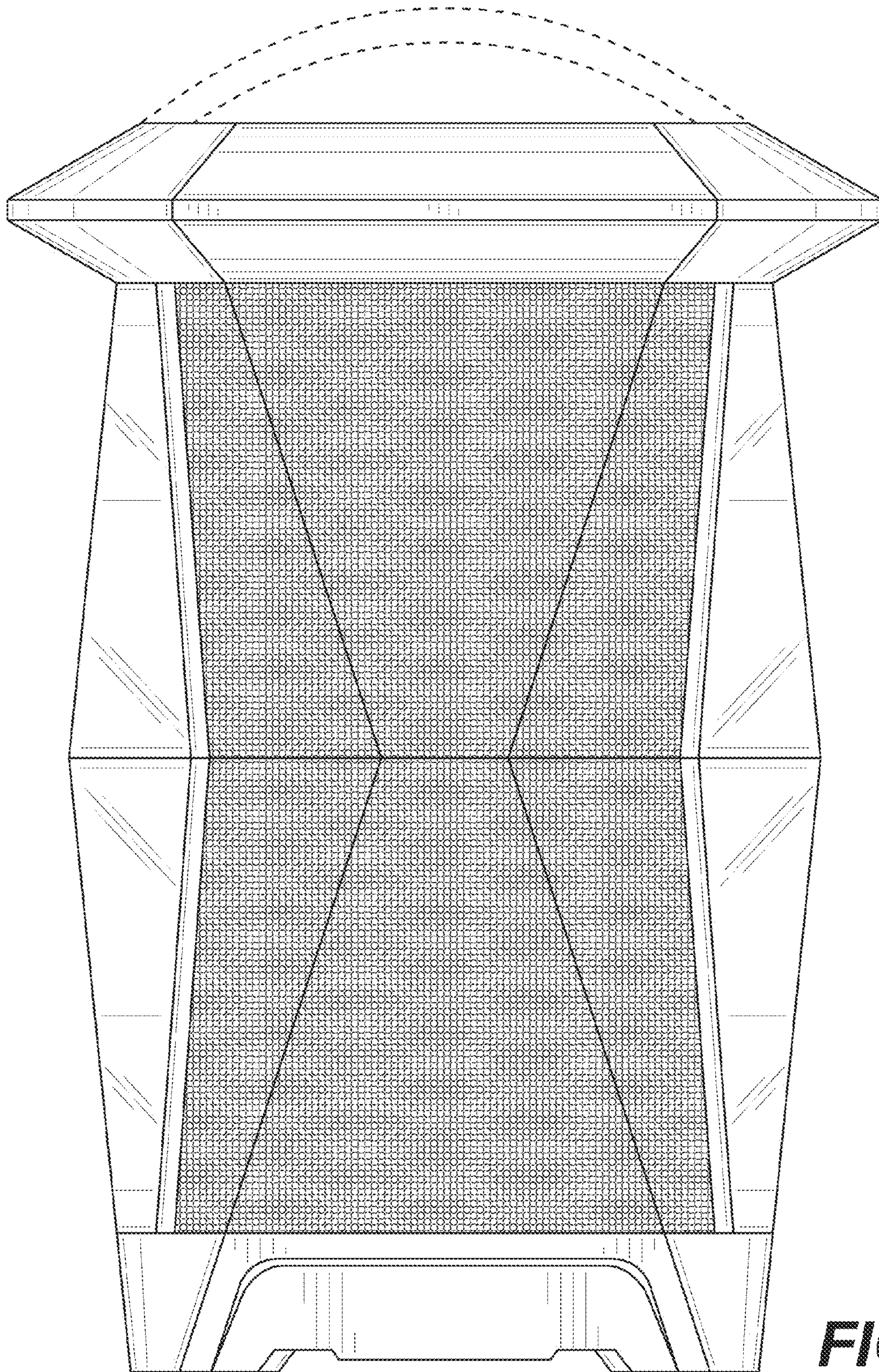


FIG. 3

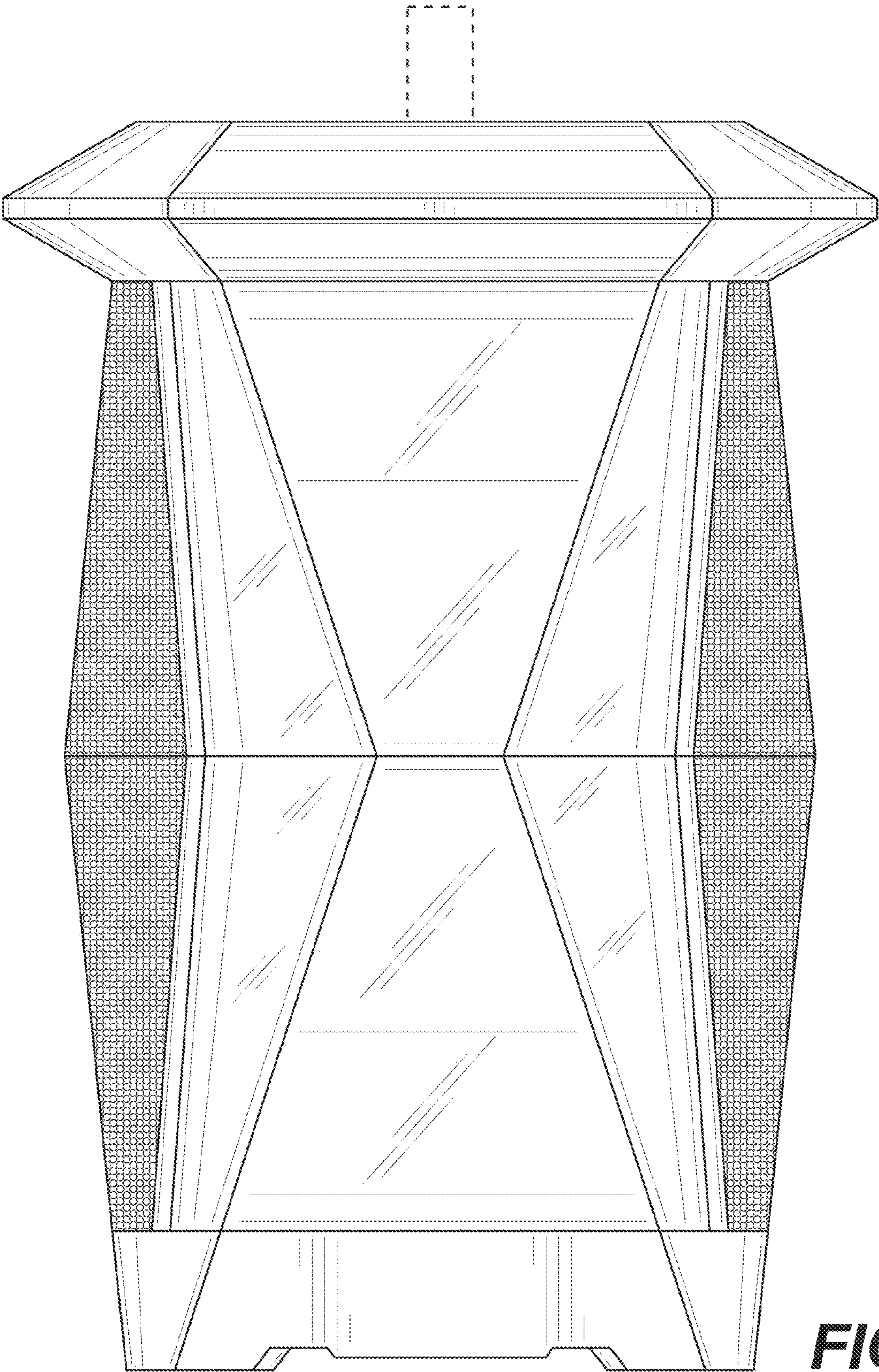


FIG. 4

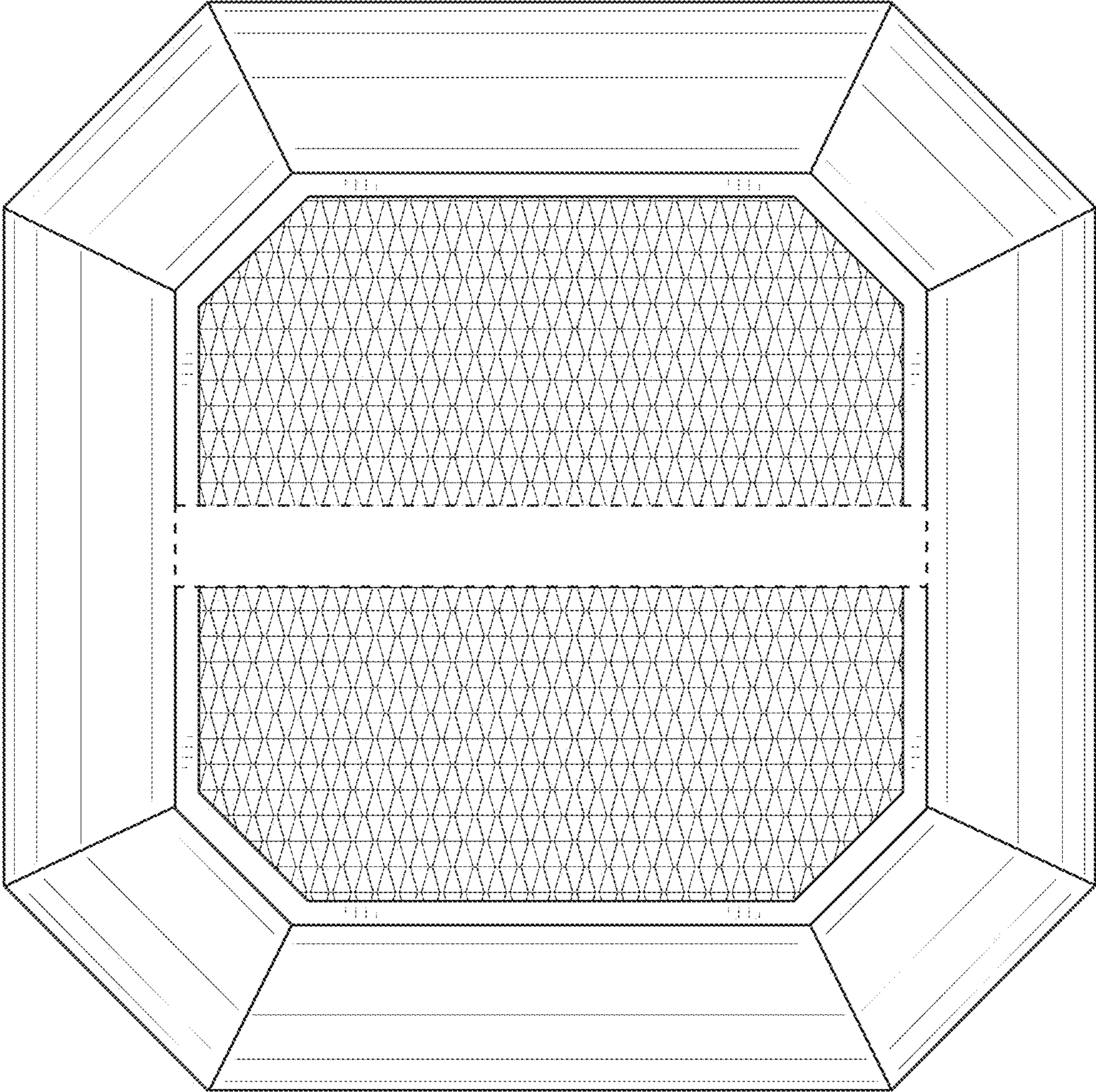


FIG. 5

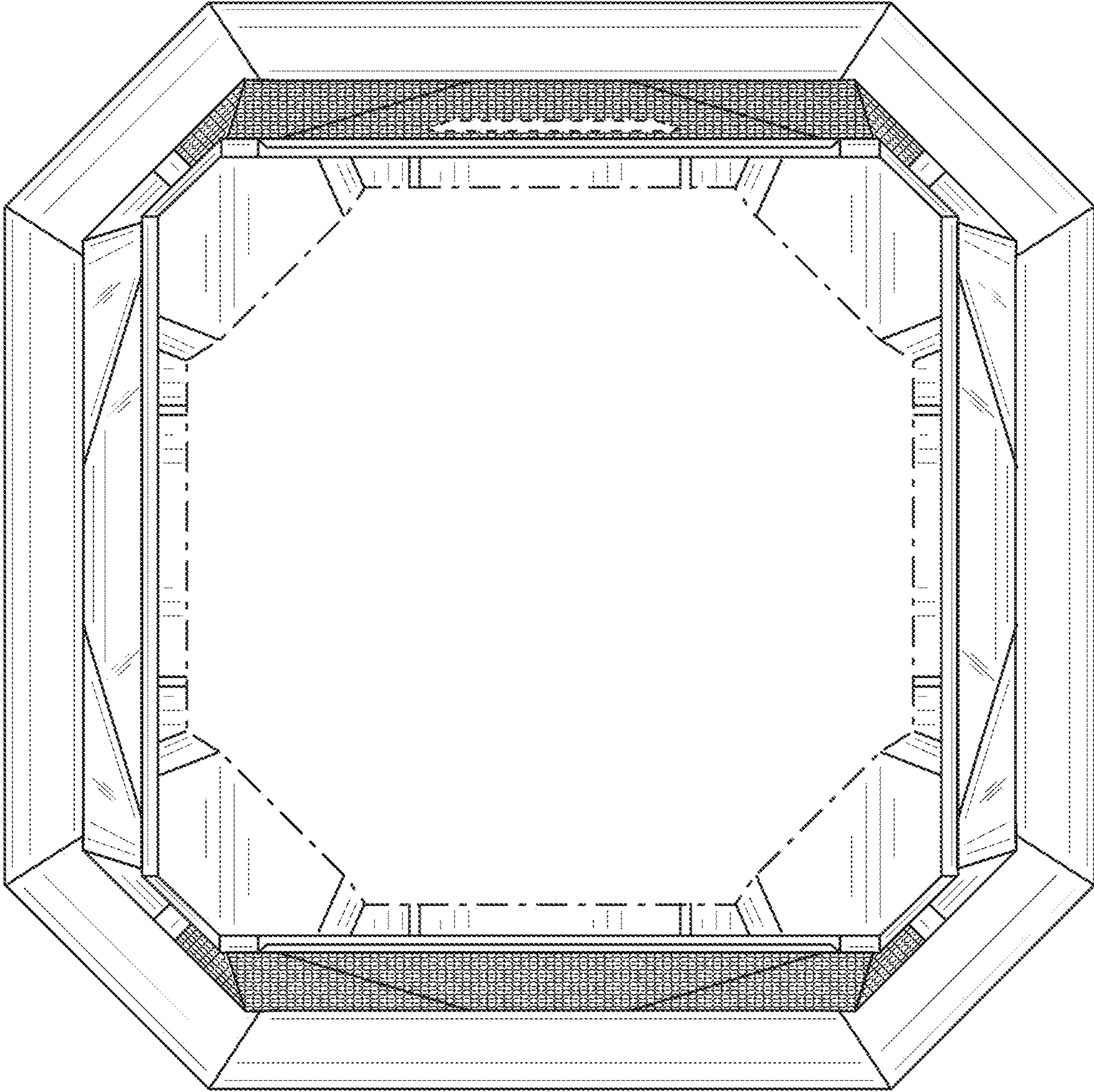


FIG. 6