



US00D946772S

(12) **United States Design Patent**
Sunkara

(10) **Patent No.:** **US D946,772 S**

(45) **Date of Patent:** **** Mar. 22, 2022**

(54) **POSTURE-CORRECTING BRACE**

(71) Applicant: **Venkata Satya-Muralidhar Sunkara**,
Novi, MI (US)

(72) Inventor: **Venkata Satya-Muralidhar Sunkara**,
Novi, MI (US)

(**) Term: **15 Years**

(21) Appl. No.: **29/755,625**

(22) Filed: **Oct. 21, 2020**

(51) **LOC (13) Cl.** **24-01**

(52) **U.S. Cl.**
USPC **D24/190**

(58) **Field of Classification Search**
USPC D24/188, 190-192, 200, 206, 214, 215,
D24/171, 199, 212, 213, 184, 189;
D2/970, 980, 984-986, 989, 701-702,
D2/627; D29/120.1, 121.2, 121.1, 122,
D29/113, 114, 100-101.3; D21/662
CPC A61F 5/028; A61F 5/026; A61F 5/024;
A61F 5/022; A61F 5/055; A61F
2250/001; A41D 13/0531; A41D 13/0153;
A41D 13/0525; A41D 2600/102
See application file for complete search history.

(56) **References Cited**

U.S. PATENT DOCUMENTS

3,116,735	A *	1/1964	Geimer	A61F 5/026 450/2
D360,440	S *	7/1995	Banks	D21/662
D370,771	S *	6/1996	Randall	D29/101.5
D387,506	S *	12/1997	Kosh	D29/122
D406,455	S *	3/1999	Wagner, II	D3/226
D508,763	S *	8/2005	Serrano	D2/629
7,210,605	B2 *	5/2007	Willows	A41D 13/01 224/623
D624,245	S *	9/2010	Willows	D29/101.2
D649,648	S *	11/2011	Cavalieri	A61F 5/028 D24/190

D657,951	S *	4/2012	Davis	D3/222
D663,029	S *	7/2012	Holmen	D24/143
8,702,177	B1 *	4/2014	Hogue	A61F 5/3769 297/484
D708,345	S *	7/2014	Brady	D24/200
D713,997	S *	9/2014	Daugherty	D29/101.4
D718,438	S *	11/2014	Davis	D24/128
D725,786	S *	3/2015	Romo	D24/190
9,149,280	B2 *	10/2015	Croushorn	A61B 17/135
D745,218	S *	12/2015	Manley	D29/101.4
D754,779	S *	4/2016	Daniel	D16/243
D766,449	S *	9/2016	Cappa	D24/190
D776,423	S *	1/2017	Zhou	A61F 5/058 D3/216
D776,880	S *	1/2017	Nilsson	D29/101.1

(Continued)

Primary Examiner — T Chase Nelson

Assistant Examiner — Kelly L Gross

(74) *Attorney, Agent, or Firm* — Quickpatents, LLC;
Kevin Prince

(57) **CLAIM**

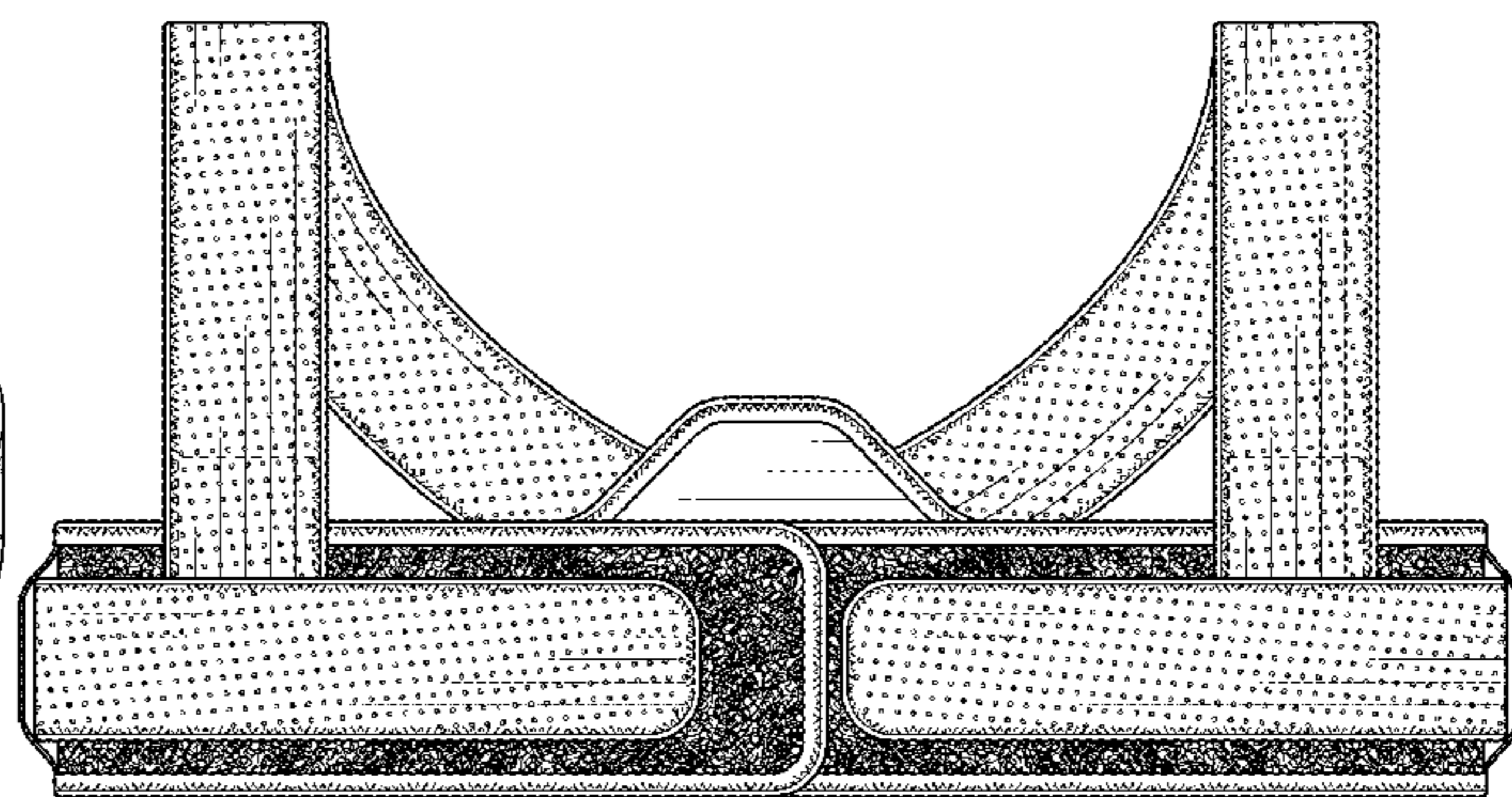
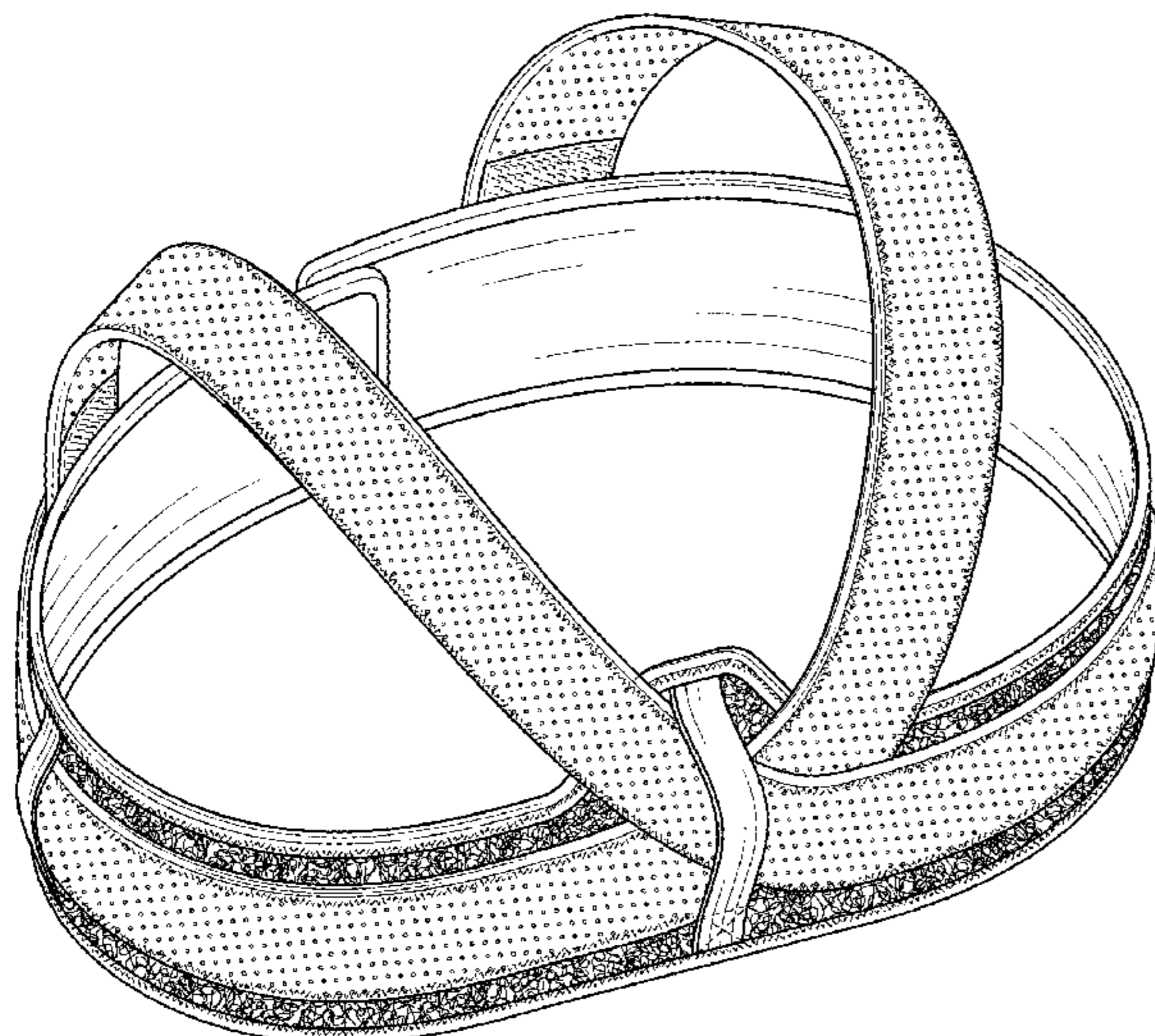
The ornamental design for a posture-correcting brace, as shown and described.

DESCRIPTION

FIG. 1 is a front perspective view of a posture-correcting brace, showing my new design;
FIG. 2 is a rear perspective view thereof;
FIG. 3 is a front elevational view thereof;
FIG. 4 is a rear elevational view thereof;
FIG. 5 is a right-side elevational view thereof, the left-side elevational view being a mirror image thereof;
FIG. 6 is a top plan view thereof; and,
FIG. 7 is a bottom plan view thereof.

The broken lines showing a person in FIG. 1 depict environmental matter and form no part of the claimed design. The remaining broken lines represent stitching, and are part of the claimed design.

1 Claim, 6 Drawing Sheets



(56)

References Cited

U.S. PATENT DOCUMENTS

D778,532	S *	2/2017	Dorsey	A61F 5/028 D2/624
9,597,219	B2 *	3/2017	Ingimundarson	A61F 5/024
9,808,369	B1 *	11/2017	Gaylord	A61F 5/028
D806,779	S *	1/2018	Martin	D16/243
D811,613	S *	2/2018	Marton	D24/190
D811,614	S *	2/2018	Marton	D24/190
D816,234	S *	4/2018	Calvello	A61B 17/135 D24/190
D822,915	S *	7/2018	McKee	A44B 11/125 D30/152
D831,836	S *	10/2018	Campdera	D24/200
D833,024	S *	11/2018	Chang	D24/190
D843,666	S *	3/2019	Baghai	D30/134
D847,356	S *	4/2019	Chen	D24/190
D858,780	S *	9/2019	Sikandar	D24/190
D876,653	S *	2/2020	Heller	D24/190
D882,804	S *	4/2020	Matsuura	D24/190
10,772,754	B2 *	9/2020	van Beek	A61F 5/058
D911,532	S *	2/2021	Wang	D24/190
10,952,509	B2 *	3/2021	Simpson	A44B 11/125
D915,062	S *	4/2021	Oller	D3/215
D928,330	S *	8/2021	Itagaki	D24/187
2004/0073150	A1 *	4/2004	Roballey	A61F 5/024 602/36
2006/0047236	A1 *	3/2006	Hansen	A61F 5/03 602/4
2012/0078149	A1 *	3/2012	Azimzadeh	A61F 5/024 602/19
2017/0020768	A1 *	1/2017	Palmer	A61H 31/02

* cited by examiner

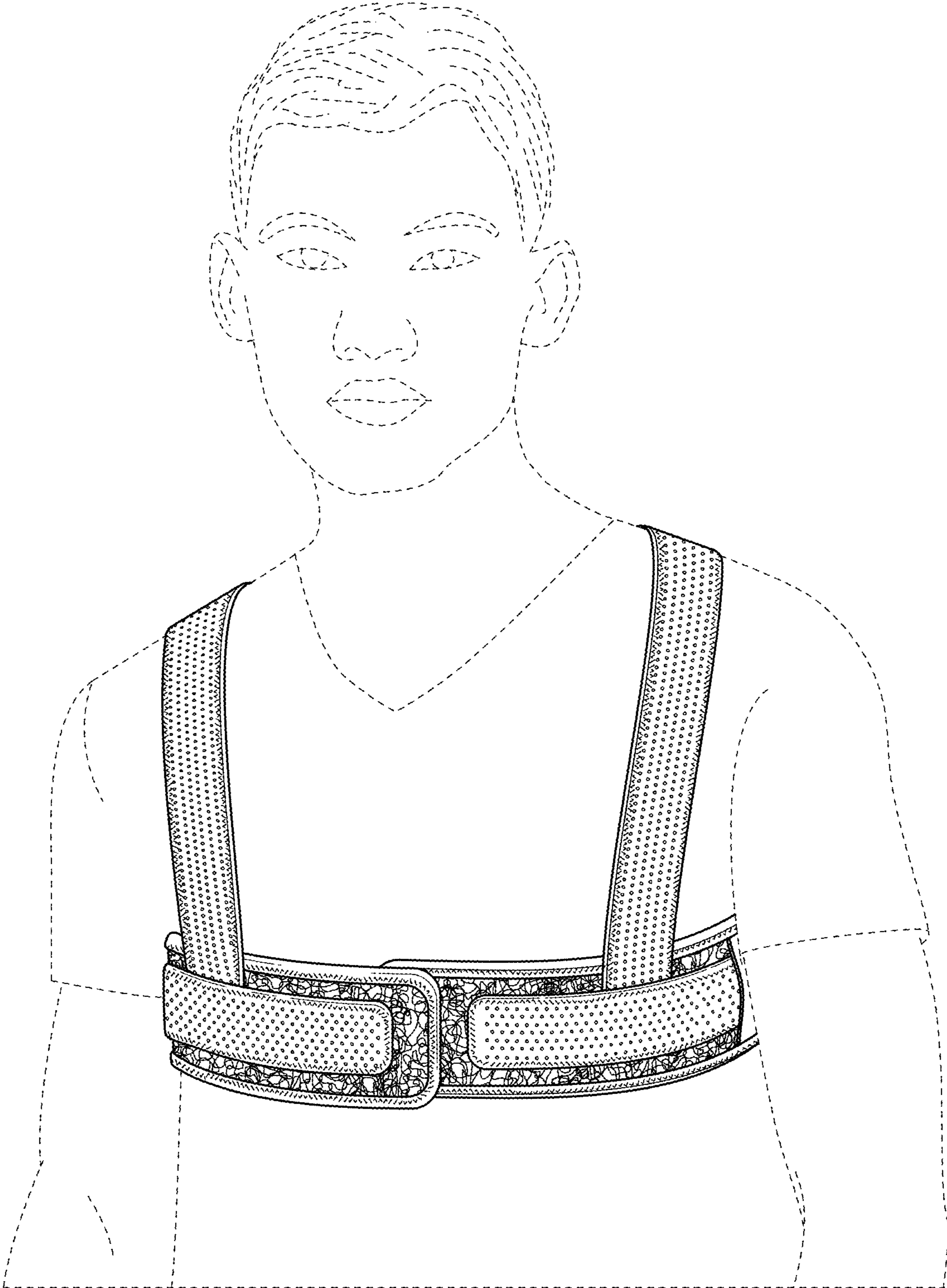


FIG. 1

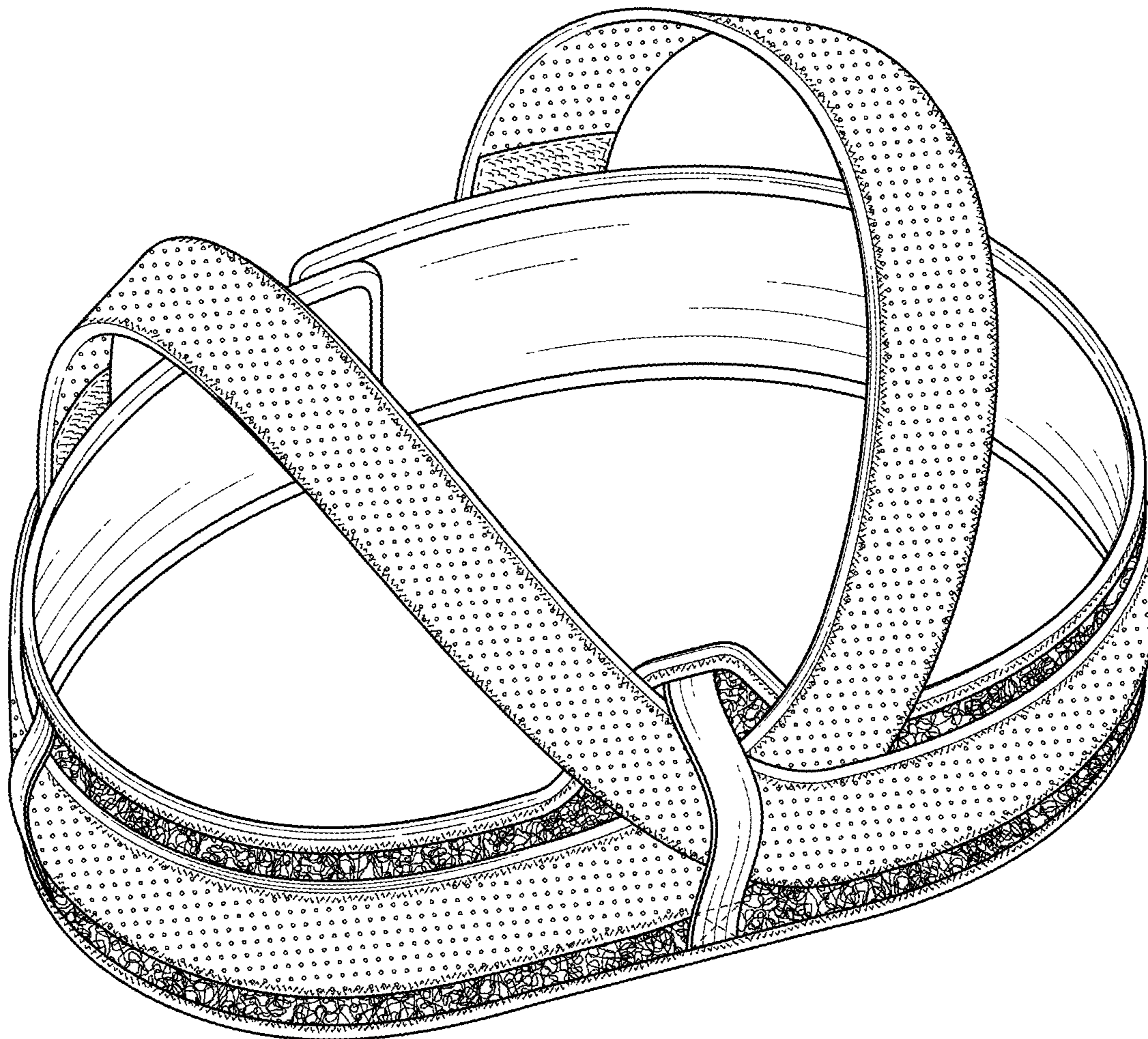


FIG. 2

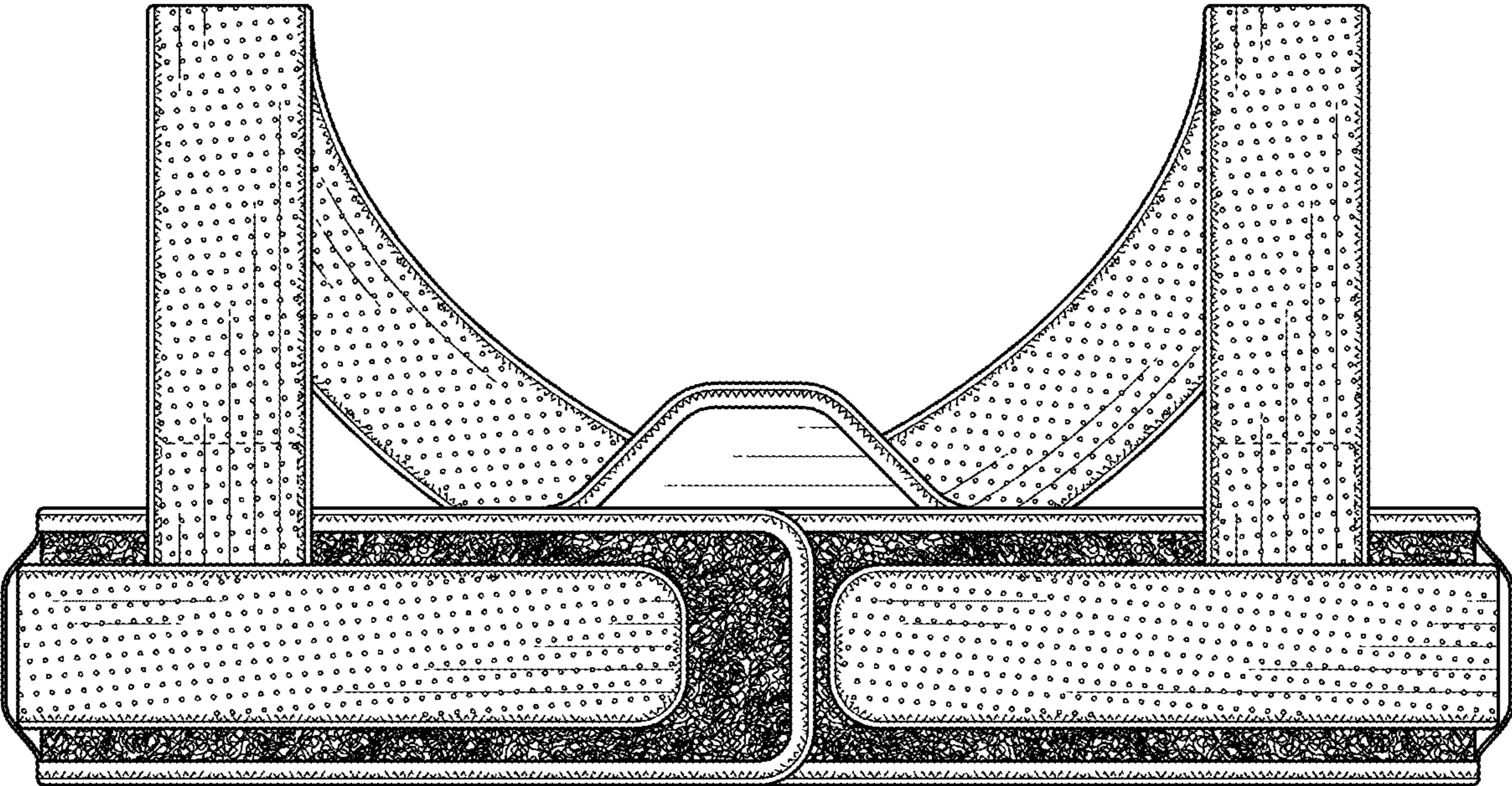


FIG. 3

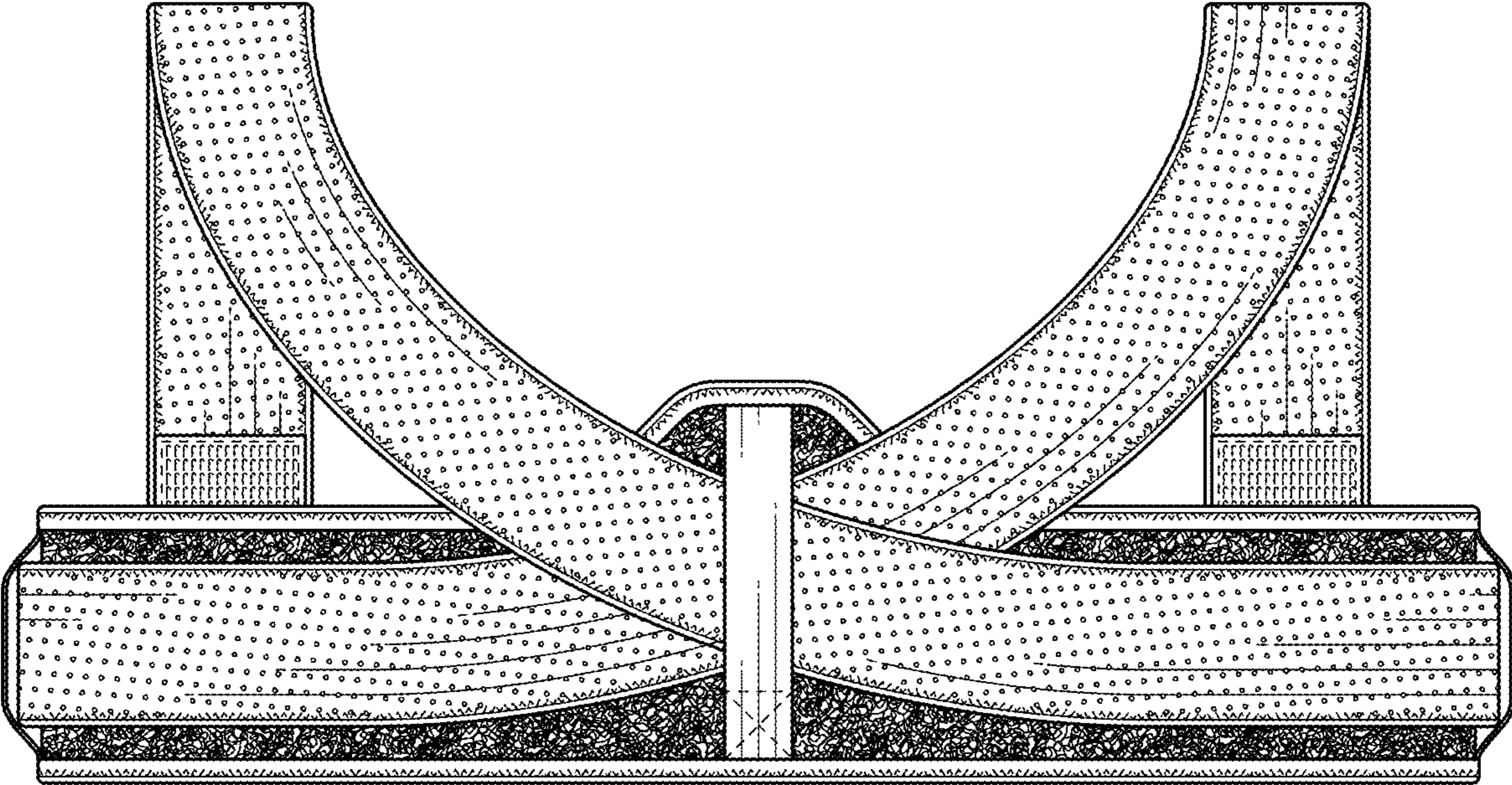


FIG. 4

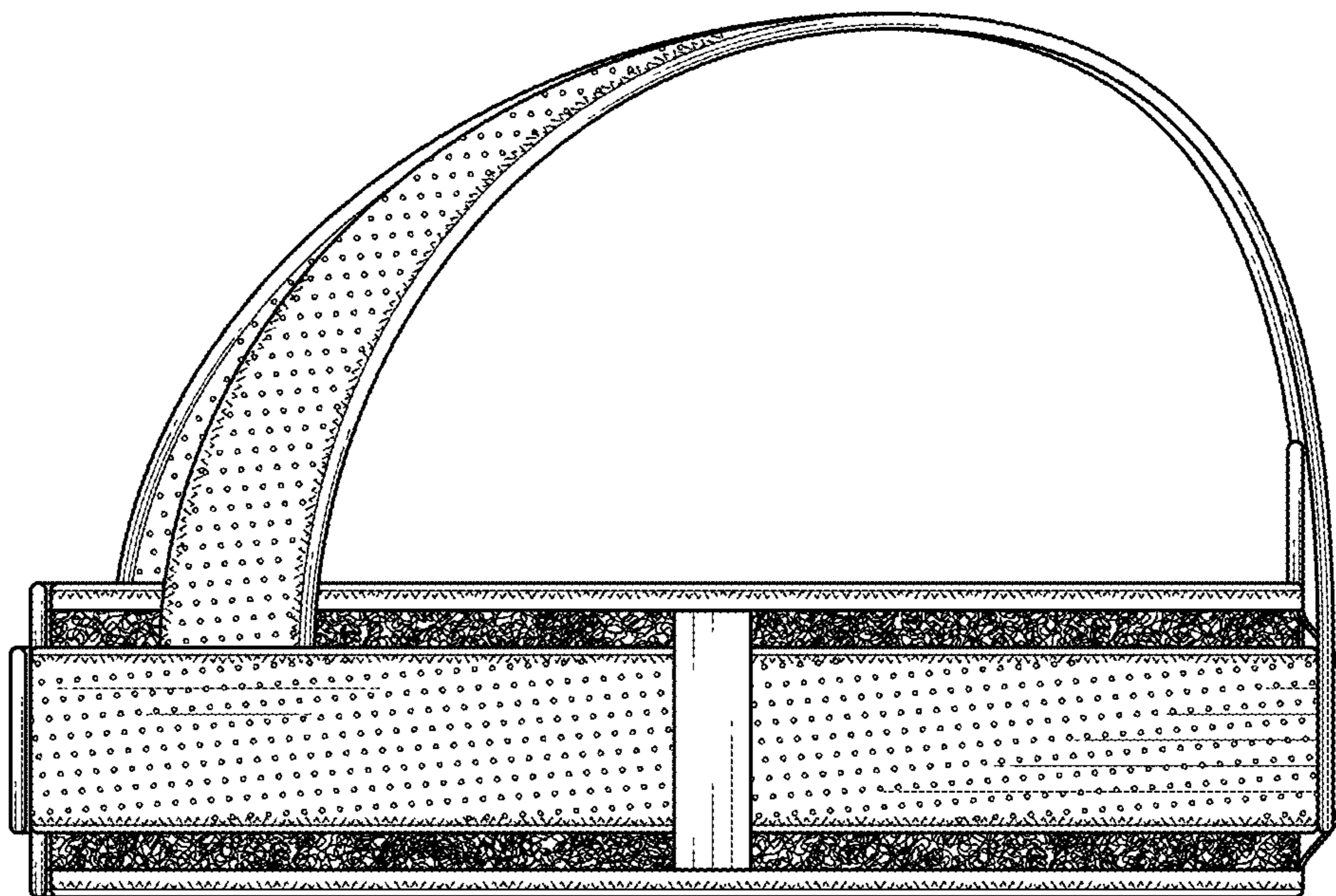


FIG. 5

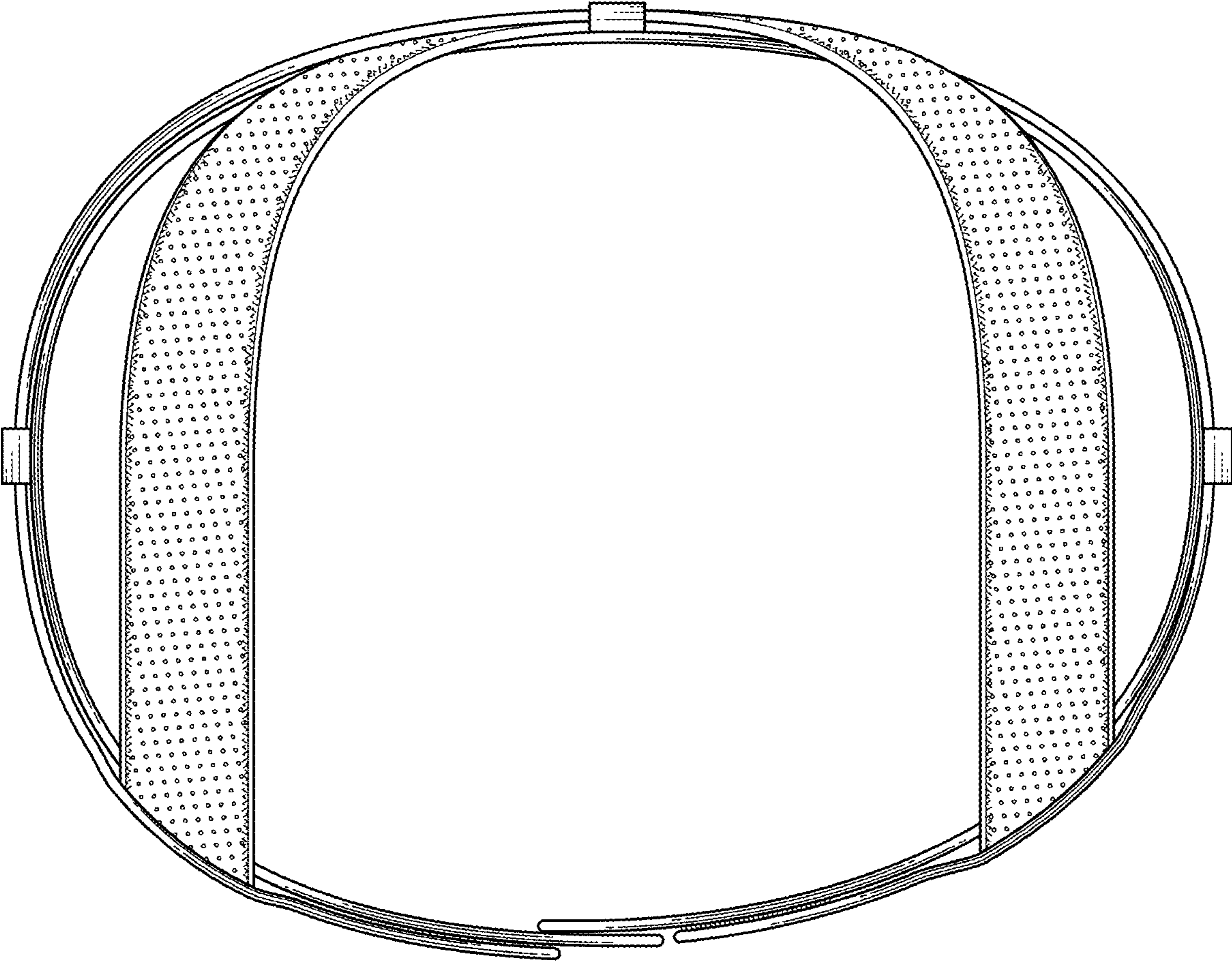


FIG. 6

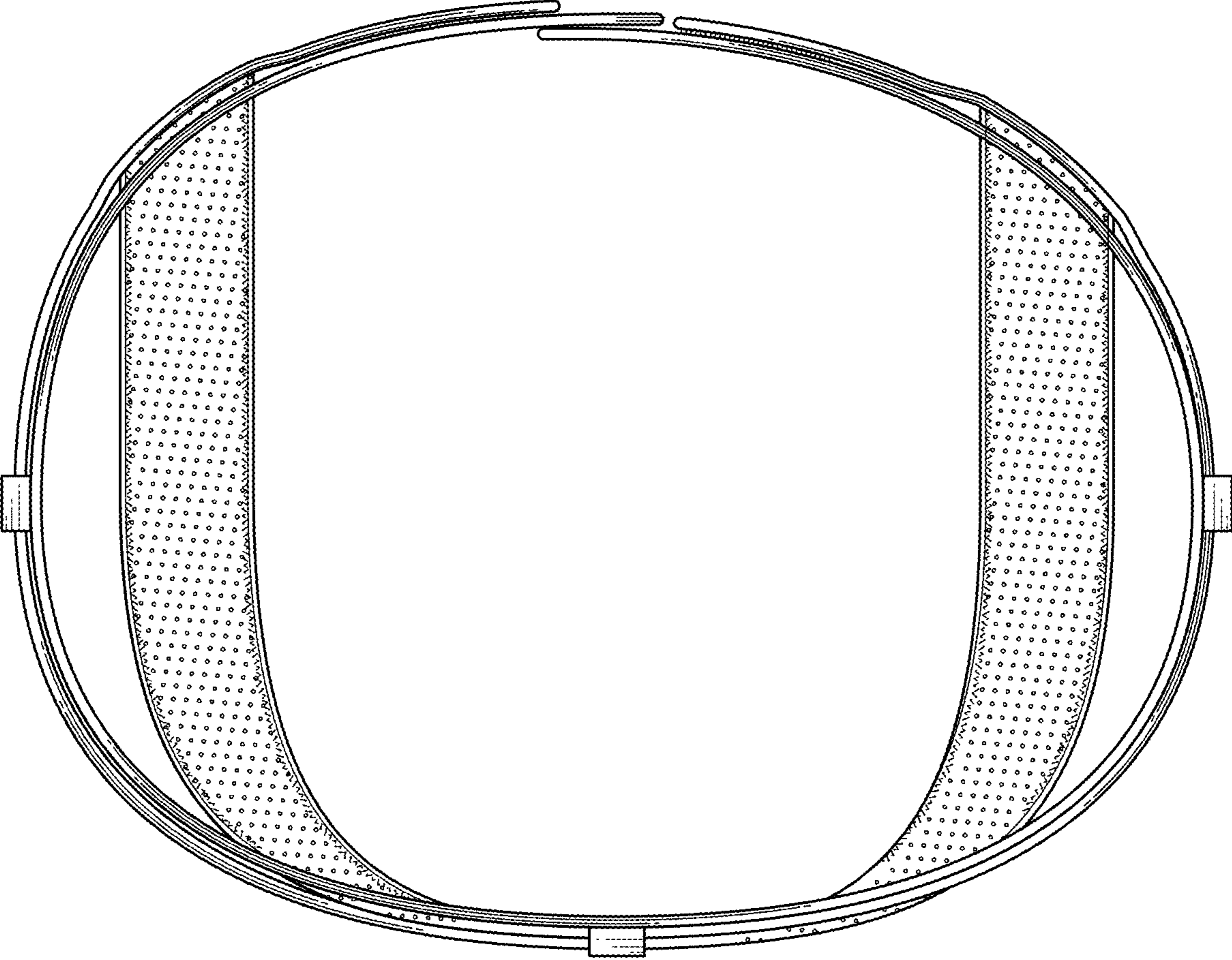


FIG. 7