

US00D946686S

(12) **United States Design Patent**
Clift et al.

(10) **Patent No.:** **US D946,686 S**

(45) **Date of Patent:** **** Mar. 22, 2022**

(54) **PUTTING MIRROR**

(71) Applicant: **THEREFORE LIMITED**, London (GB)

(72) Inventors: **Andrew Clift**, London (GB); **Dorothy Wheeler**, London (GB)

(73) Assignee: **Therefore Limited**, London (GB)

(**) Term: **15 Years**

(21) Appl. No.: **29/743,025**

(22) Filed: **Jul. 17, 2020**

Related U.S. Application Data

(63) Continuation-in-part of application No. 29/675,752, filed on Jan. 4, 2019, now Pat. No. Des. 896,907.

(30) **Foreign Application Priority Data**

Dec. 12, 2018 (EM) 005888013-0002
Jan. 17, 2020 (EM) 007525787-0003

(51) **LOC (13) Cl.** **21-02**

(52) **U.S. Cl.**
USPC **D21/791**

(58) **Field of Classification Search**
USPC D21/789, 791, 792

(Continued)

(56) **References Cited**

U.S. PATENT DOCUMENTS

D237,633 S * 11/1975 Weber D21/790
3,934,882 A * 1/1976 Whittaker A63B 24/0003
473/257

(Continued)

OTHER PUBLICATIONS

Pelz Golf, "Dave Pelz's Shoulder Alignment Mirror," web page, last accessed Dec. 27, 2018, available at https://www.pelzgolf.com/dave_pelz_golf_pro_shop/_PelzLearningAids.aspx?aid=6.

(Continued)

Primary Examiner — Mitchell I. Siegel

(74) *Attorney, Agent, or Firm* — Andrus Intellectual Property Law, LLP

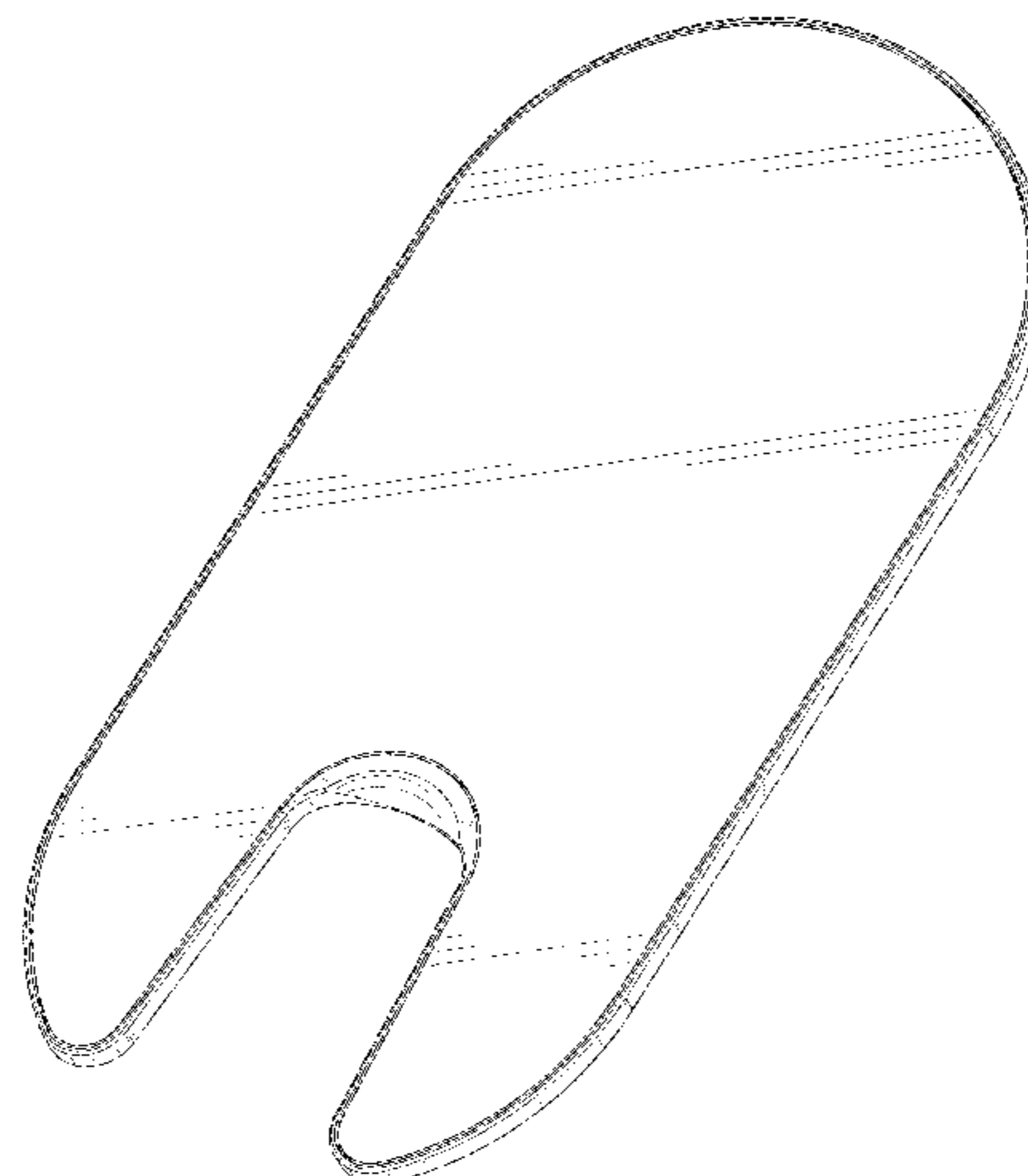
(57) **CLAIM**

The ornamental design for a putting mirror, as shown and described.

DESCRIPTION

FIG. 1 is a top perspective view of a first embodiment of a putting mirror according to our new and ornamental design; FIG. 2 is a top plan view thereof; FIG. 3 is a bottom plan view thereof; FIG. 4 is a front elevation view thereof; FIG. 5 is a rear elevation view thereof; FIG. 6 is a left elevation view thereof; FIG. 7 is a right elevation view thereof; FIG. 8 is a top perspective view of a second embodiment of a putting mirror according to our new and ornamental design; FIG. 9 is a bottom perspective view of the second embodiment of the putting mirror; FIG. 10 is a top plan view of the second embodiment of the putting mirror; FIG. 11 is a bottom plan view of the second embodiment of the putting mirror; FIG. 12 is a front elevation view of the second embodiment of the putting mirror; FIG. 13 is a rear elevation view of the second embodiment of the putting mirror; FIG. 14 is a left elevation view of the second embodiment of the putting mirror; and, FIG. 15 is a right elevation view of the second embodiment of the putting mirror. The broken lines illustrate portions of the putting mirror that form no part of the claimed design.

1 Claim, 9 Drawing Sheets



(58) **Field of Classification Search**

CPC . A63B 69/3641; A63B 69/36; A63B 69/3608;
A63B 69/3676; A63B 69/3661; A63B
69/3667; A63B 69/3697

See application file for complete search history.

(56) **References Cited**

U.S. PATENT DOCUMENTS

D249,077 S * 8/1978 Friskel D19/59
5,205,559 A * 4/1993 Plopper A63B 63/00
273/127 B
D338,940 S * 8/1993 Pellington D21/792
5,275,570 A * 1/1994 Hicks A63B 69/3667
434/252
5,294,124 A * 3/1994 Florian A63B 24/0003
359/838
5,348,304 A * 9/1994 Meade A63B 24/0003
359/871
5,362,057 A * 11/1994 Arima A63B 69/3676
473/265
5,443,265 A * 8/1995 Wheeler A63B 69/3676
473/257
D365,619 S * 12/1995 Foster D21/792
D366,302 S * 1/1996 Marsh D21/792
D385,610 S * 10/1997 McDonald D21/790
D427,267 S * 6/2000 Laperle D21/791
D436,639 S * 1/2001 Haliyo D21/791
D446,276 S * 8/2001 Bankhead D21/791
D460,139 S * 7/2002 Bradbury D21/792
D487,296 S * 3/2004 Lister D21/791
6,840,870 B1 * 1/2005 Froggatte A63B 24/0003
473/261
D508,547 S * 8/2005 Llewellyn D21/791
D536,404 S * 2/2007 Lister D21/791
D568,432 S * 5/2008 Rubino D21/790

7,614,961 B2 * 11/2009 Schmutz A63B 24/0003
473/257
D632,750 S * 2/2011 Callowhill D21/791
D641,448 S * 7/2011 Sessions D21/791
D670,348 S * 11/2012 Jacobson D21/791
D692,512 S * 10/2013 Fanfelle D21/791
D717,898 S * 11/2014 Pfaff D21/791
D732,130 S * 6/2015 Covino D21/791
9,089,757 B2 * 7/2015 O'Donovan A63B 69/3641
D760,855 S * 7/2016 Enter D21/791
D859,555 S * 9/2019 Freund A63B 69/3676
D21/791
D891,553 S * 7/2020 Clift D21/791
D896,907 S * 9/2020 Clift D21/791
D930,101 S * 9/2021 Woodhouse D21/791

OTHER PUBLICATIONS

Sklz, "Putt Gate," web page, last accessed Dec. 28, 2018, available at <http://www.sklz.com/golf/putt-gate/GLF-PUTSL-004.html?cgid=golf>.

Eyeline Golf, "Classic EyeLine Putting Mirror (Large) With Indoor Putting Gate Post 4-Pack," web page, last accessed Dec. 28, 2018, available at <https://eyelinegolf.com/collections/putting-aids/products/eyeline-putting-mirror?variant=222731848>.

Eyeline Golf, "Putting Alignment Mirror (Small) With Indoor Putting Gate Post 4-Pack," web page, last accessed Dec. 28, 2018, available at <https://eyelinegolf.com/collections/putting-aids/products/putting-alignment-mirror?variant=8019895058462>.

Eyeline Golf, "Edge Putting Mirror," web page, last accessed Dec. 28, 2018, available at <https://eyelinegolf.com/collections/putting-aids/products/edge-putting-mirror>.

Clift, Andrew John, "Putting Mirror," Unpublished U.S. Appl. No. 29/675,752, filed Jan. 4, 2019.

Clift, Andrew John, "Putting Mirror With Guides," Unpublished U.S. Appl. No. 29/675,749, filed Jan. 4, 2019.

* cited by examiner

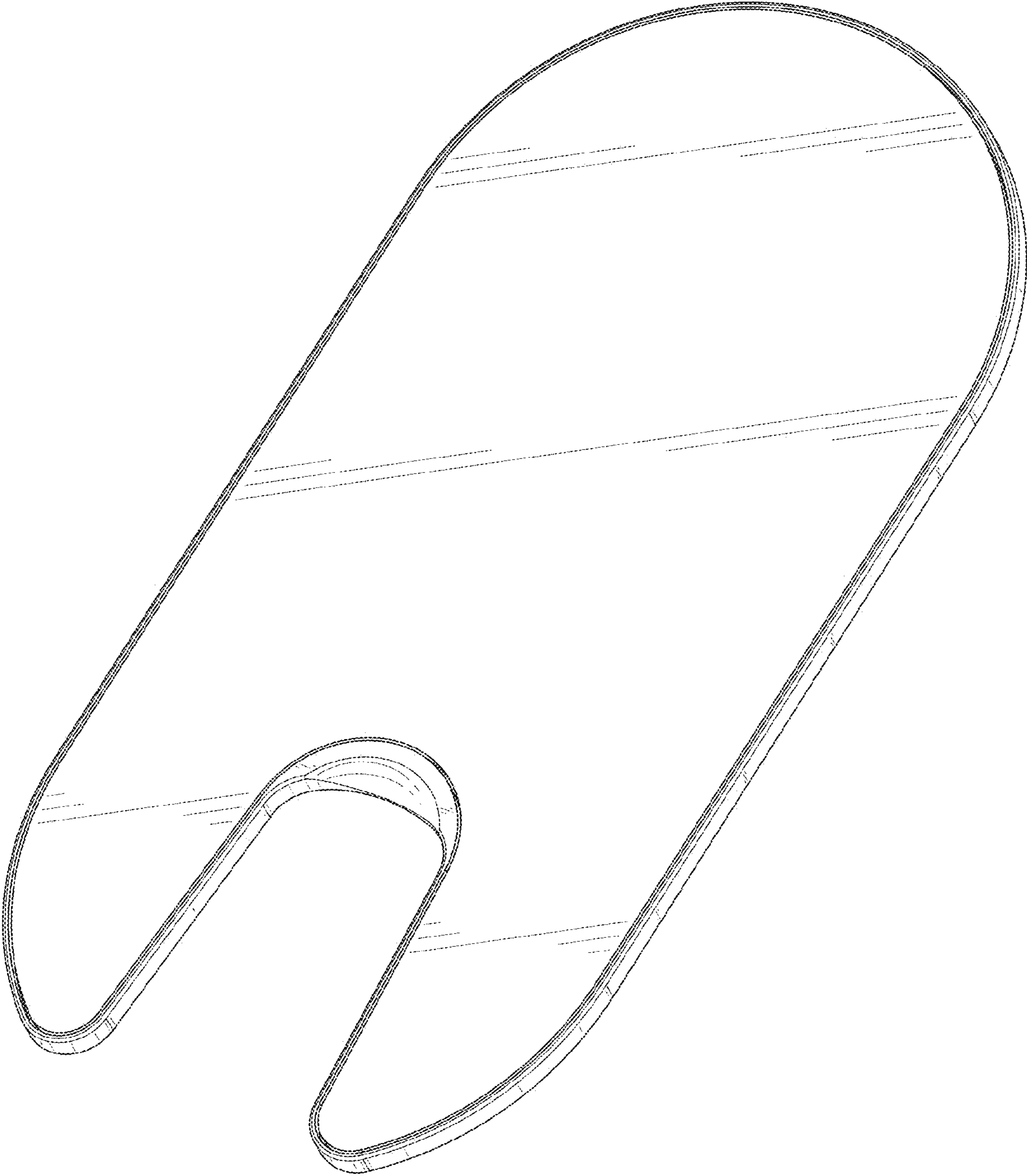


FIG. 1




FIG. 2

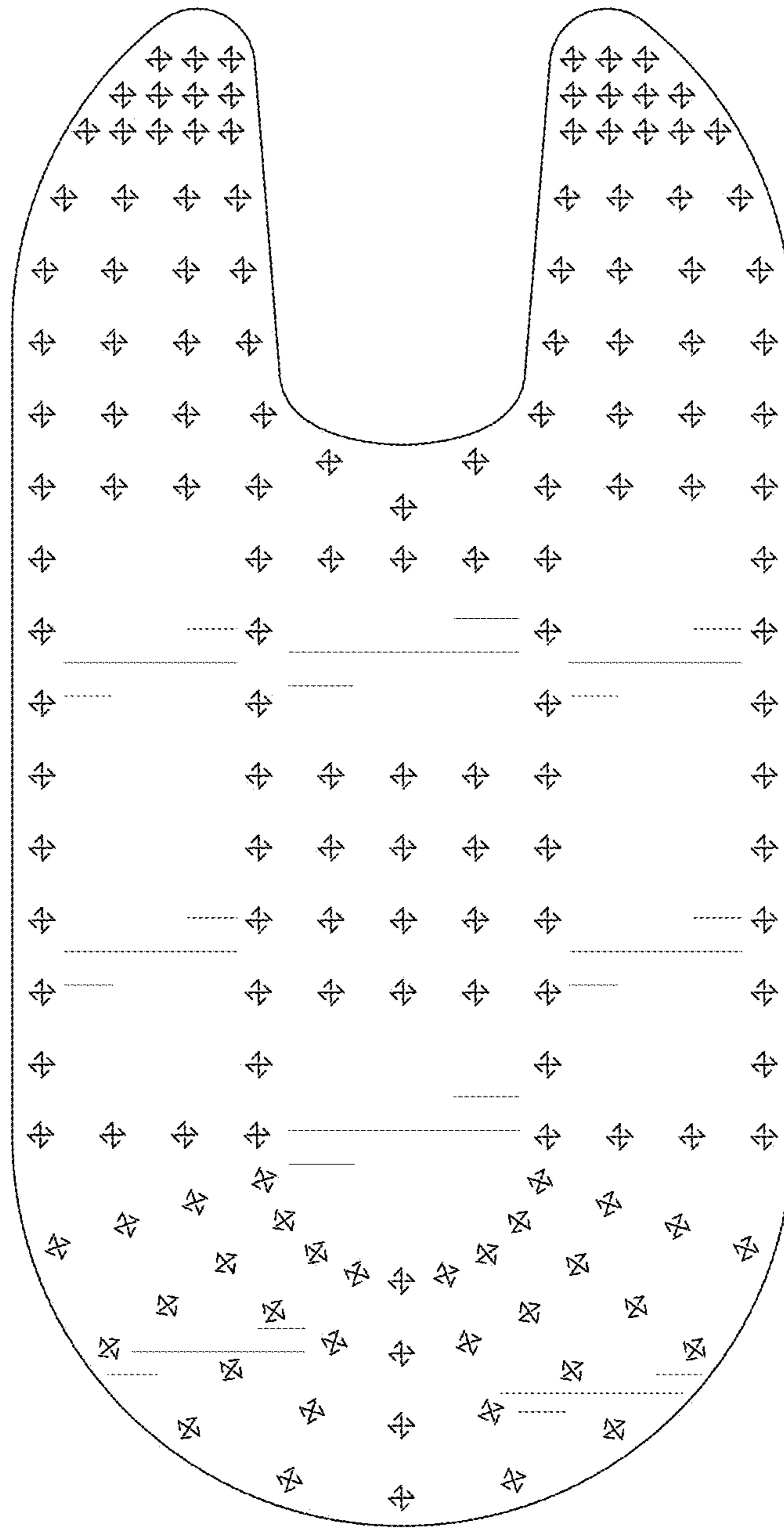


FIG. 3




FIG. 4




FIG. 5

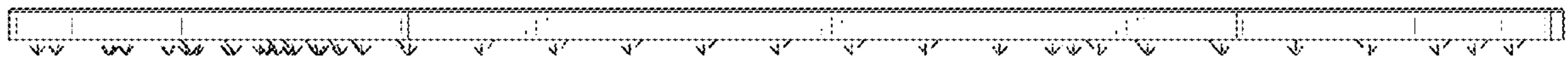


FIG. 6

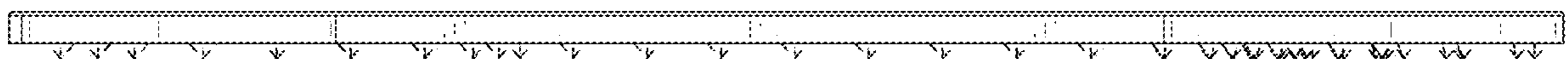


FIG. 7

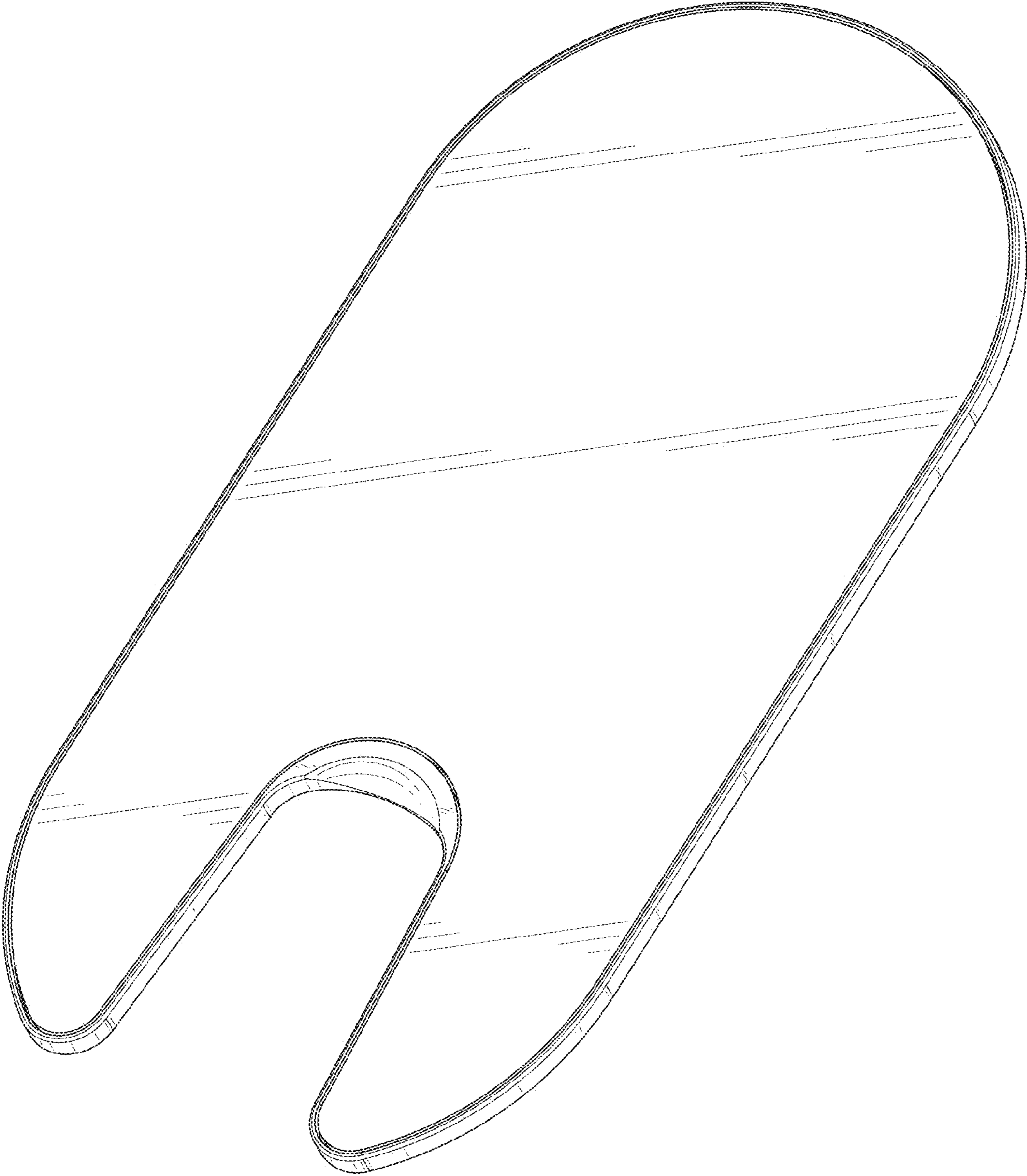


FIG. 8

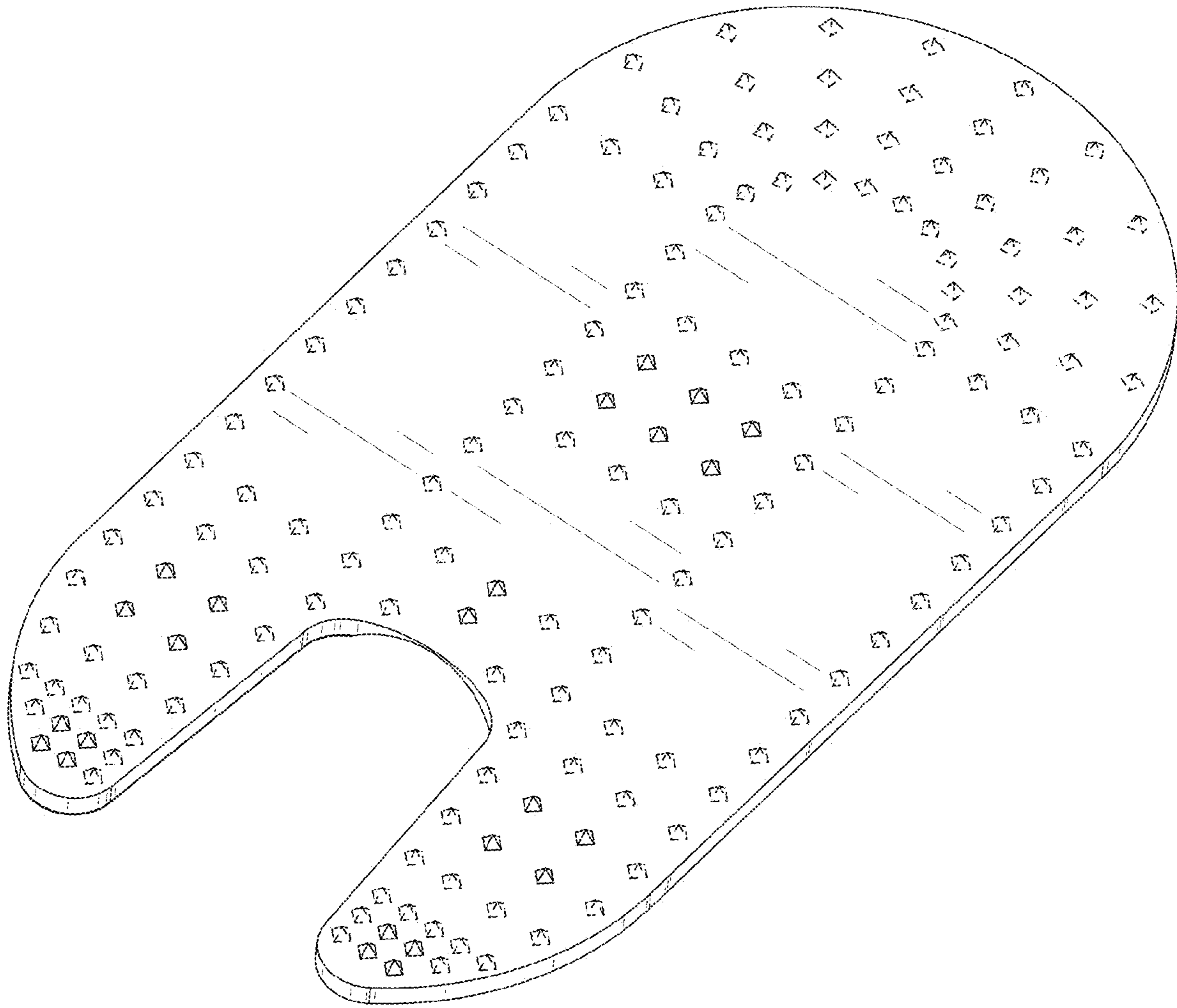


FIG. 9




FIG. 10

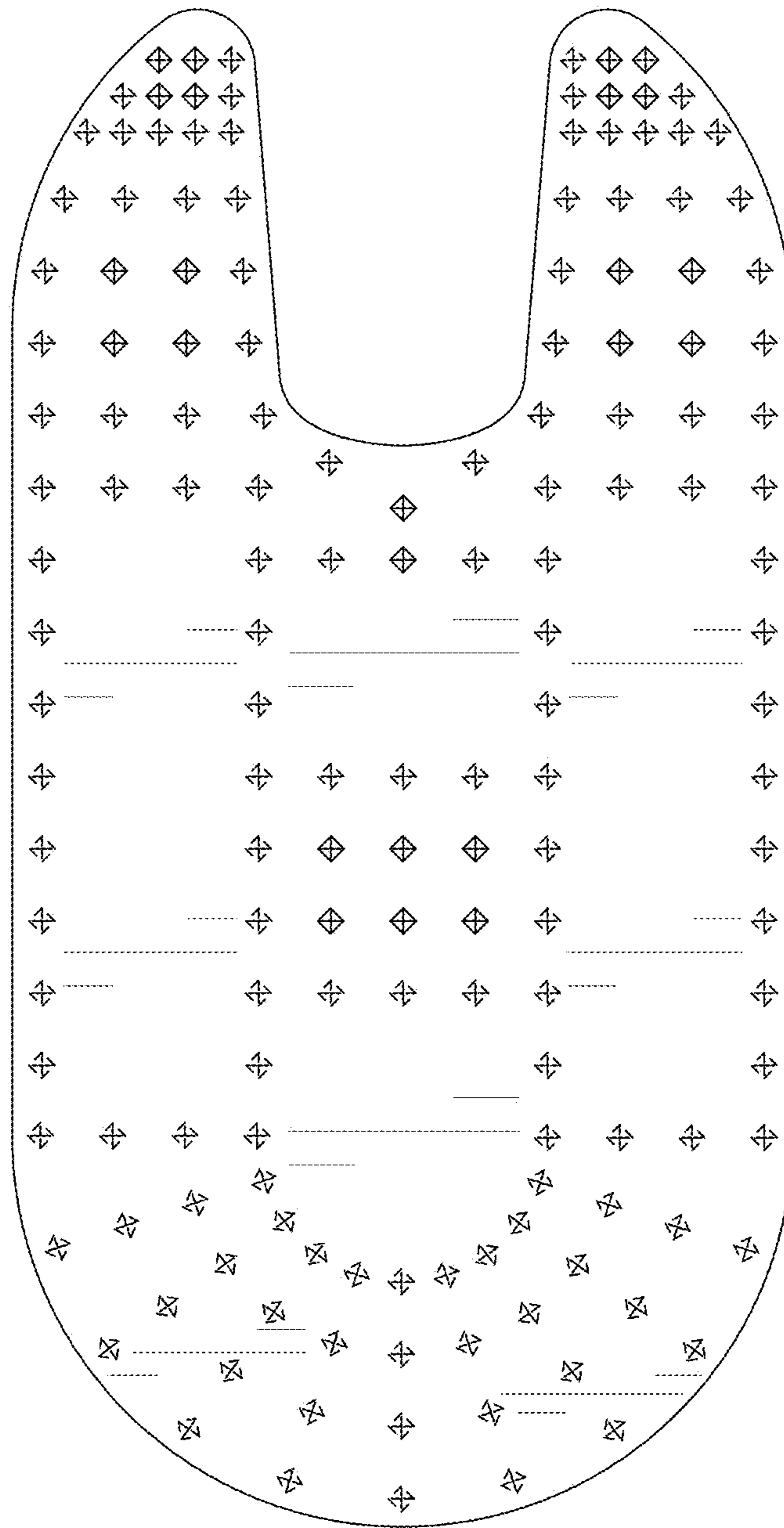


FIG. 11

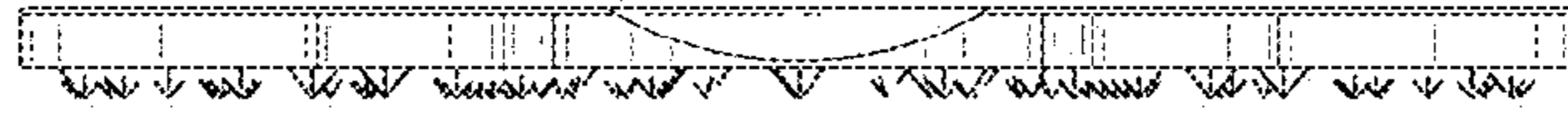


FIG. 12




FIG. 13

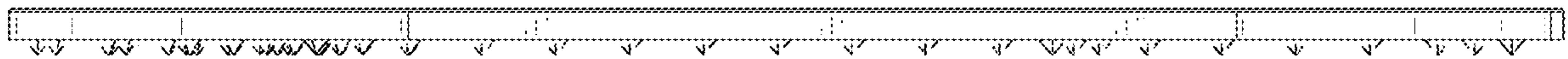


FIG. 14

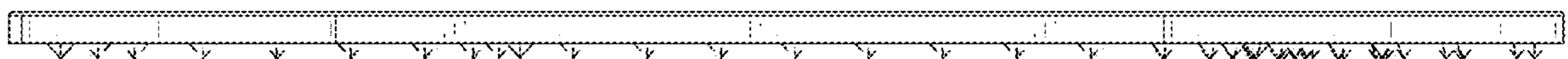


FIG. 15