

US00D946654S

(12) **United States Design Patent**
Tao

(10) **Patent No.:** **US D946,654 S**
(45) **Date of Patent:** **** Mar. 22, 2022**

(54) **WRITING TABLET**
(71) Applicant: **SHENZHEN DOUPEIQI TRADING CO., LTD.,** Shenzhen (CN)
(72) Inventor: **Pei Tao,** Shenzhen (CN)
(73) Assignee: **SHENZHEN DOUPEIQI TRADING CO., LTD.,** Shenzhen (CN)
(**) Term: **15 Years**
(21) Appl. No.: **29/775,942**

D515,568 S * 2/2006 Hoehn D14/371
D515,569 S * 2/2006 Hoehn D14/371
D515,570 S * 2/2006 Hoehn D14/371
D515,571 S * 2/2006 Hsieh D14/371
D515,572 S * 2/2006 Hsieh D14/371
D515,573 S * 2/2006 Liaw D14/371
D516,067 S * 2/2006 Hsieh D14/371
D518,045 S * 3/2006 Tsao D14/371
D520,469 S * 5/2006 Lin D14/126
D526,284 S * 8/2006 Lin D14/126
D577,207 S * 9/2008 Tsai D14/371
D606,997 S * 12/2009 Chiu D14/371
D644,224 S * 8/2011 Chu D14/371
D659,693 S 5/2012 TerMeer et al.
D719,575 S * 12/2014 Elliott D14/440

(Continued)

(22) Filed: **Mar. 26, 2021**
(51) **LOC (13) Cl.** **19-06**
(52) **U.S. Cl.**
USPC **D19/113**
(58) **Field of Classification Search**
USPC D19/113, 114; D14/129, 371; D21/329,
D21/469; D6/304
CPC B43L 1/00; B43L 1/008; B43L 1/04; B43L
1/06; B43L 1/08; B43L 1/12; B43L
1/126; B44D 2/002
See application file for complete search history.

OTHER PUBLICATIONS

LCD Writing Tablet, by Bruiefpap, 134 ratings, ASIN: B09BHQR3BZ, online on Amazon.com, online review from the United Kingdom by bernie on May 24, 2020.*

Primary Examiner — Elizabeth A. Albert

(57) **CLAIM**

The ornamental design for a writing tablet, as shown and described.

(56) **References Cited**

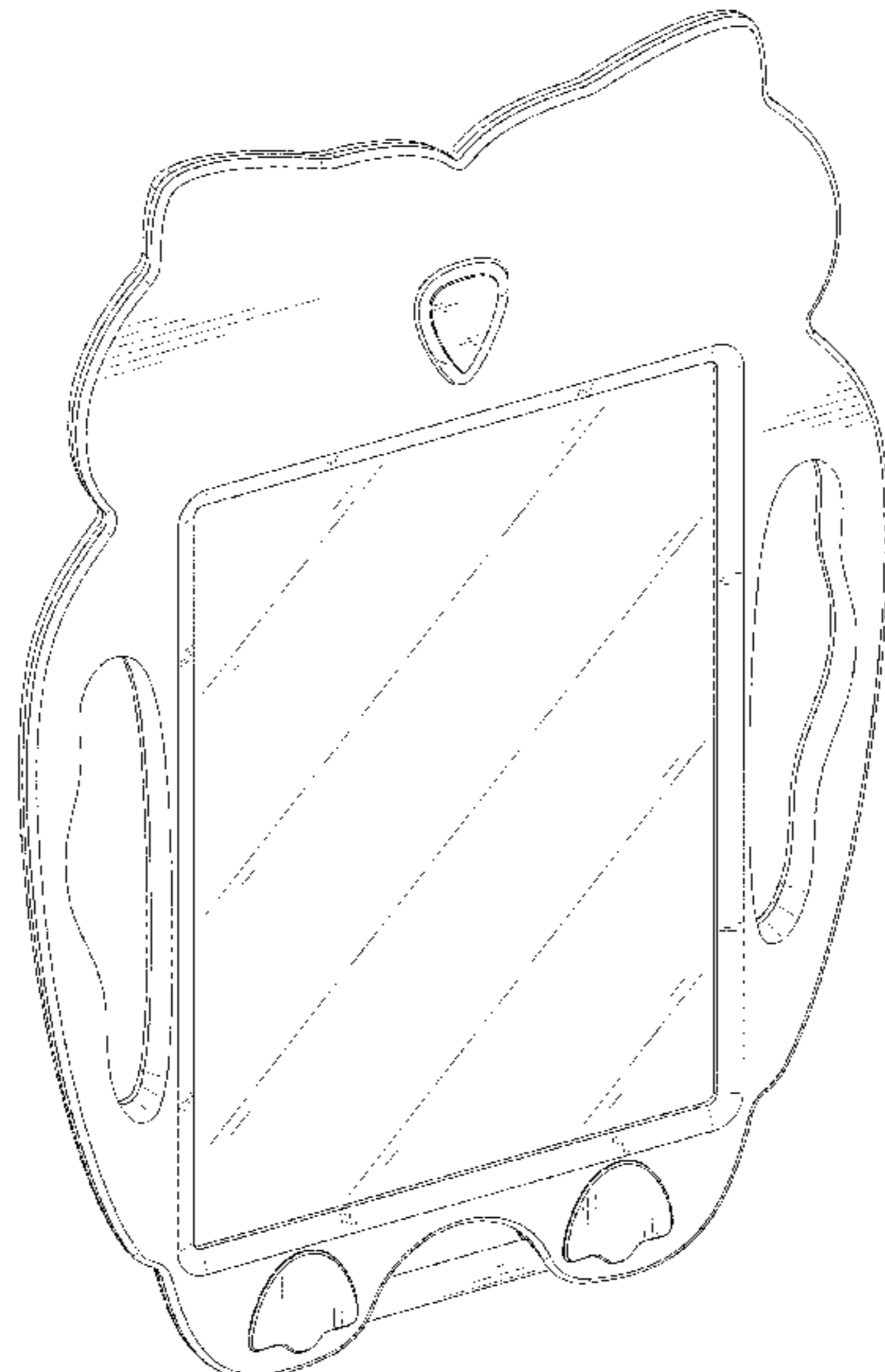
DESCRIPTION

U.S. PATENT DOCUMENTS

D359,984 S * 7/1995 Mak D14/390
D387,338 S * 12/1997 Leifer D14/403
D406,613 S * 3/1999 Nakanishi D21/329
D456,049 S * 4/2002 Hood D21/515
D473,229 S * 4/2003 Zuege D14/371
D473,556 S * 4/2003 Zuege D14/371
D474,466 S * 5/2003 Zuege D14/371
D485,556 S * 1/2004 Hoehn D14/371
D495,333 S * 8/2004 Borsboom D14/371
D495,705 S * 9/2004 Borsboom D14/371
D496,360 S * 9/2004 Borsboom D14/371
D513,614 S * 1/2006 Tsao D14/371
D515,566 S * 2/2006 Hwang D14/371
D515,567 S * 2/2006 Tsao D14/371

FIG. 1 is a perspective view of a writing tablet showing my new design;
FIG. 2 is another perspective view thereof;
FIG. 3 is a front elevational view thereof;
FIG. 4 is a rear elevational view thereof;
FIG. 5 is a left side elevational view thereof;
FIG. 6 is a right side elevational view thereof;
FIG. 7 is a top plan view thereof; and,
FIG. 8 is a bottom plan view thereof.
The broken lines in the drawings depict portions of the writing tablet that form no part of the claimed design.

1 Claim, 8 Drawing Sheets



(56)

References Cited

U.S. PATENT DOCUMENTS

D719,957 S	*	12/2014	Elliott	D14/440
D720,757 S	*	1/2015	Elliott	D14/440
D723,699 S	*	3/2015	Landis	D24/186
D740,572 S	*	10/2015	Sudhakar	D6/304
D886,109 S	*	6/2020	Li	D14/440
D889,542 S		7/2020	Morris	
D899,521 S	*	10/2020	Li	D19/113
D928,230 S	*	8/2021	Li	D19/113
D933,622 S	*	10/2021	Li	D14/129

* cited by examiner

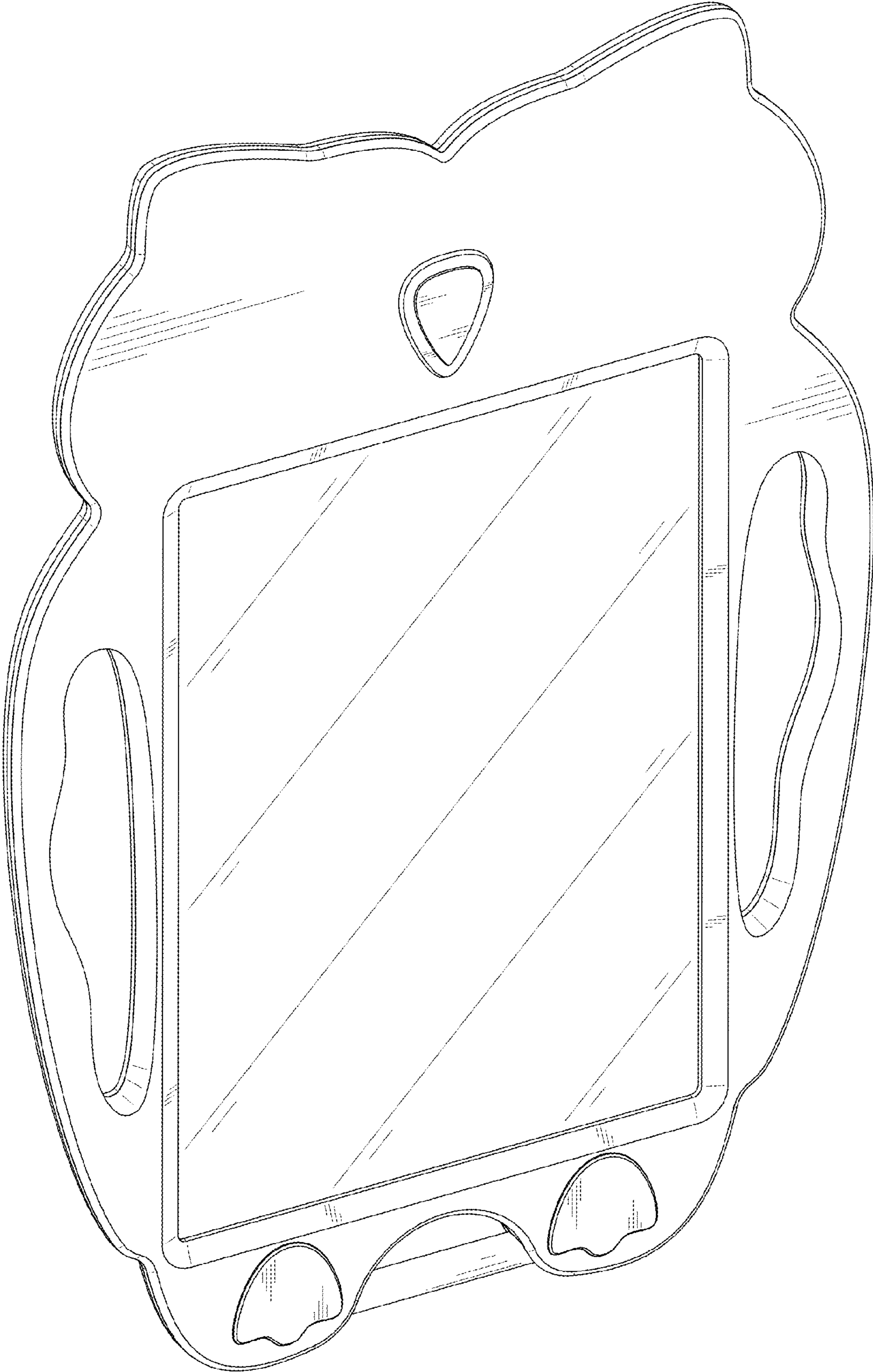


FIG. 1

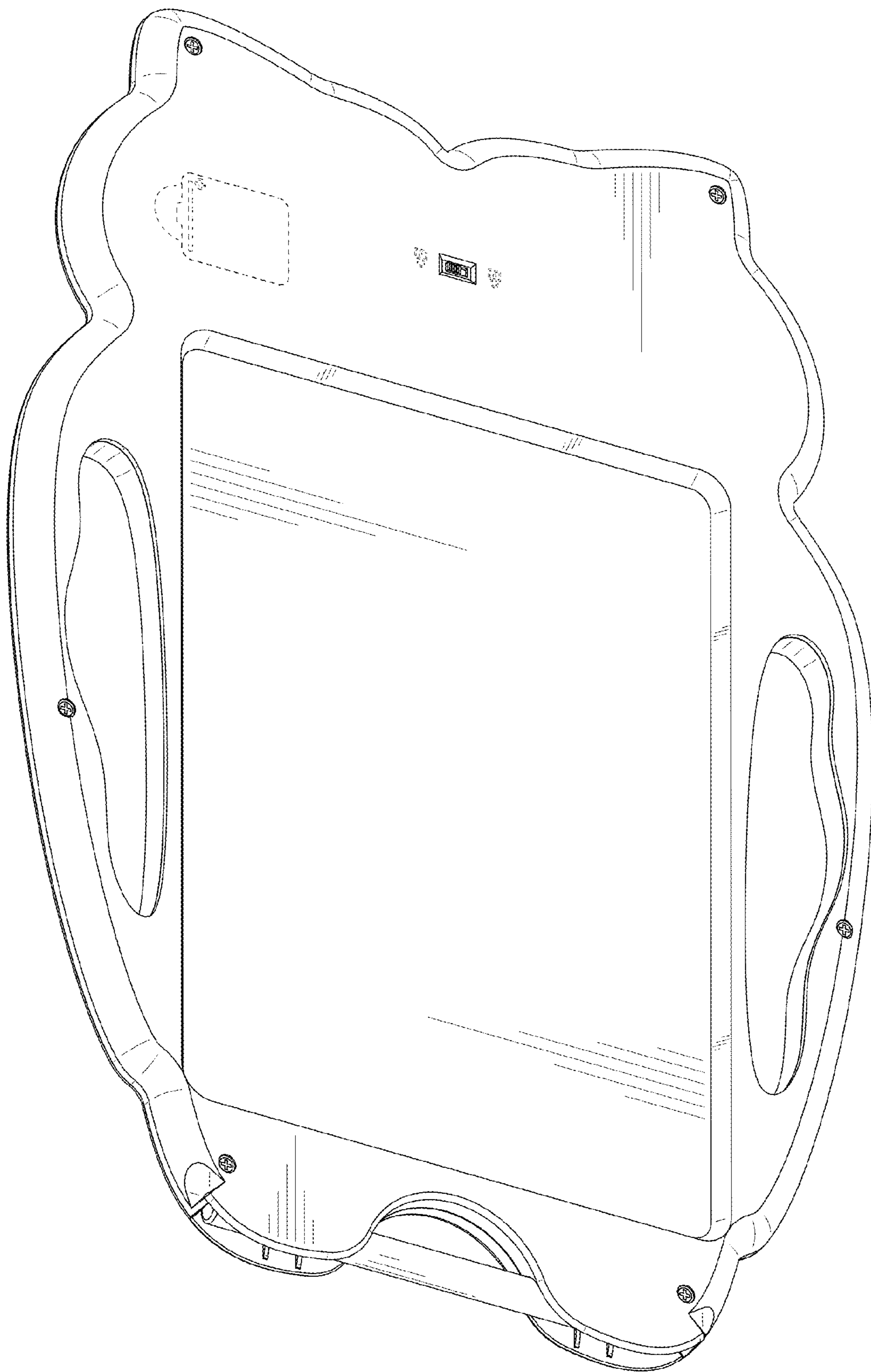


FIG. 2




FIG. 3

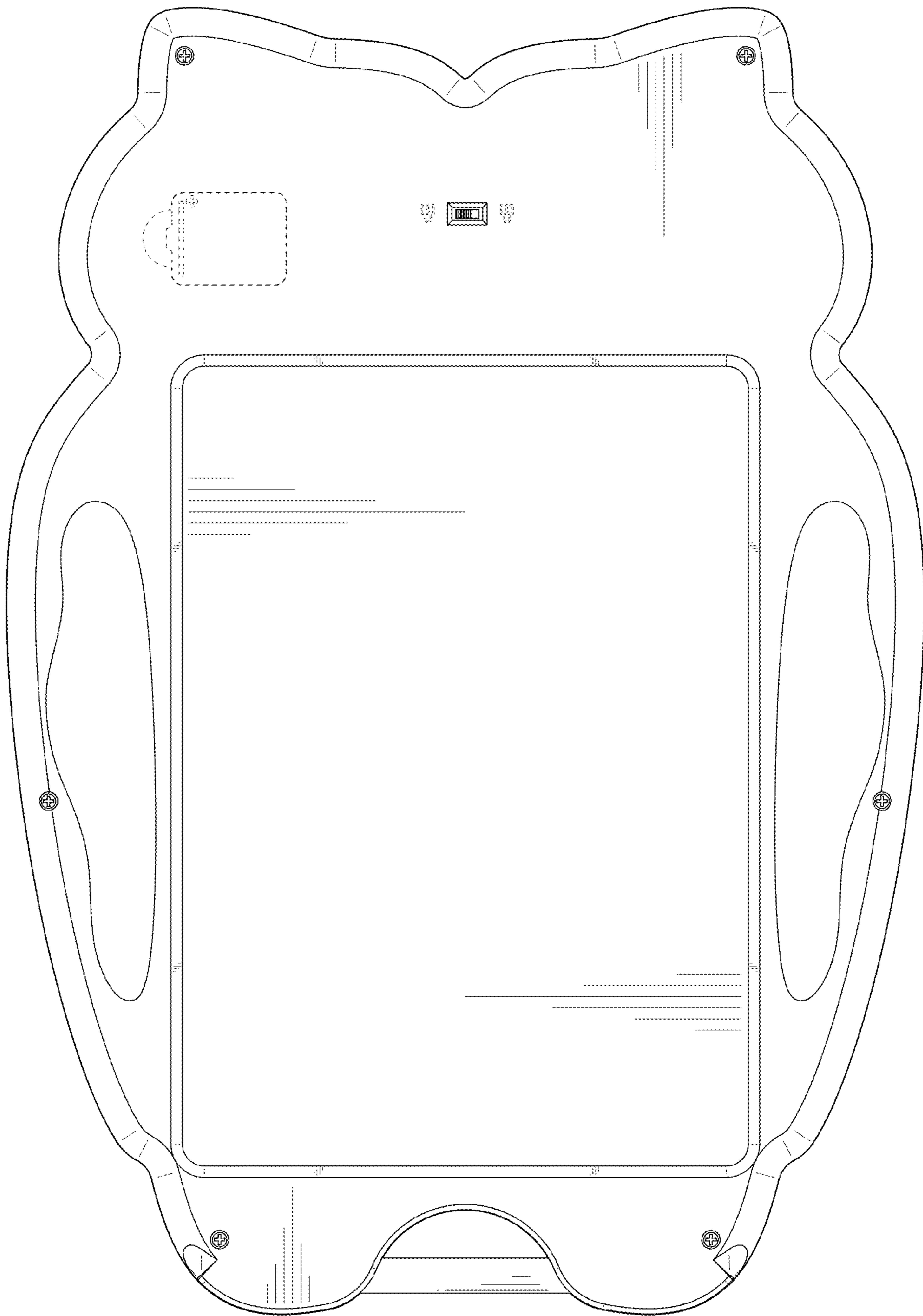


FIG. 4

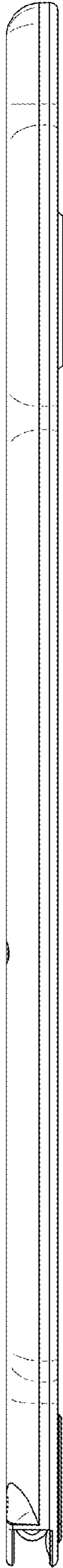


FIG. 5

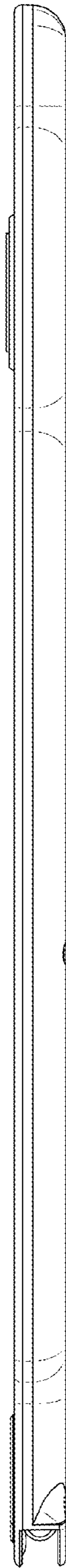


FIG. 6

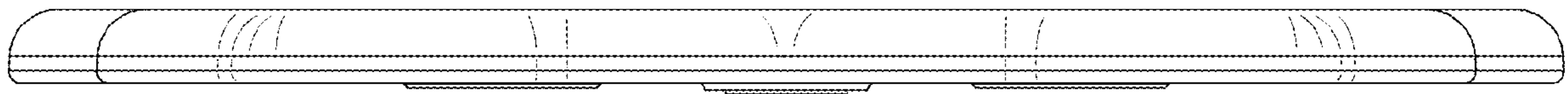


FIG. 7




FIG. 8