



US00D946606S

(12) **United States Design Patent**  
**Sanborn et al.**

(10) **Patent No.:** **US D946,606 S**  
(45) **Date of Patent:** **\*\* Mar. 22, 2022**

(54) **DISPLAY SCREEN OR PORTION THEREOF WITH TRANSITIONAL GRAPHICAL USER INTERFACE**

(71) Applicant: **Aristocrat Technologies, Inc. (ATI)**,  
Las Vegas, NV (US)  
(72) Inventors: **Hanna Sanborn**, Georgetown, TX  
(US); **Laura Bardin**, Pflugerville, TX  
(US); **Nikolas Lürken**, Pflugerville, TX  
(US); **Peter Wasielewski**, Austin, TX  
(US); **Jennifer Mizzi**, Round Rock, TX  
(US)

(73) Assignee: **Aristocrat Technologies, Inc. (ATI)**,  
Las Vegas, NV (US)

(\*\*) Term: **15 Years**

(21) Appl. No.: **29/736,102**

(22) Filed: **May 27, 2020**

(51) **LOC (13) Cl.** ..... **14-04**

(52) **U.S. Cl.**  
USPC ..... **D14/486; D14/488**

(58) **Field of Classification Search**  
USPC ..... D14/485-495; D21/300, 329, 369, 397  
CPC ..... A63F 2001/001; G06F 3/04847; G06F  
3/0485; G06F 3/048; G06F 3/0488; H04N  
1/00477; G07F 17/34; G07F 17/3213  
See application file for complete search history.

(56) **References Cited**

**U.S. PATENT DOCUMENTS**

D396,710 S *	8/1998	Cappa	D14/494
D550,244 S *	9/2007	Niiijima	D14/491
D613,301 S *	4/2010	Lee	D14/489
D635,992 S *	4/2011	Mays	D14/495
D741,893 S *	10/2015	Ahn	D14/486
D751,583 S *	3/2016	Nuovo	D14/485

D757,747 S *	5/2016	Butcher	D14/485
D757,748 S *	5/2016	Butcher	D14/485
D757,749 S *	5/2016	Butcher	D14/485
D824,421 S *	7/2018	Williams	D14/492
D836,126 S *	12/2018	Anzures	D14/486
D875,777 S *	2/2020	Soli	D14/488
D900,859 S *	11/2020	Satterlie	D14/487
D916,900 S *	4/2021	Soli	D14/489
D930,039 S *	9/2021	Hiromura	D14/492
D933,080 S *	10/2021	Kim	D14/485
2016/0277802 A1 *	9/2016	Bernstein	H04N 21/431
2017/0372558 A1 *	12/2017	You	G07F 17/3267
2019/0378379 A1 *	12/2019	Satterlie	G07F 17/3213

\* cited by examiner

*Primary Examiner* — Katherine A Holbrow

(74) *Attorney, Agent, or Firm* — McAndrews, Held & Malloy, Ltd.

(57) **CLAIM**

The ornamental design for a display screen or portion thereof with transitional graphical user interface, as shown and described.

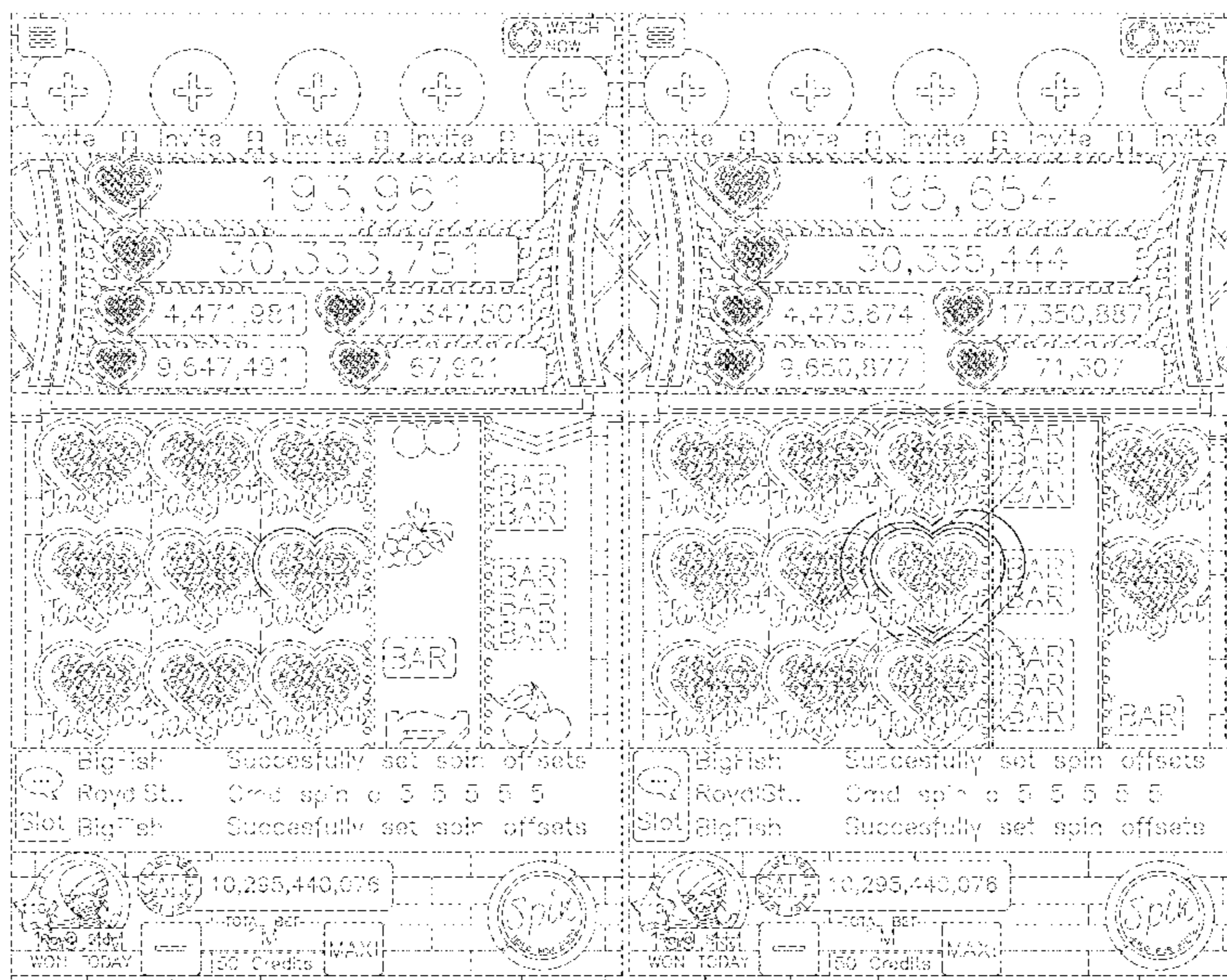
**DESCRIPTION**

FIG. 1 is a front view of the first image in a sequence of a display screen or portion thereof with transitional graphical user interface showing our new design; FIG. 2 is the second image thereof; and, FIG. 3 is the third image thereof.

The dashed broken line perimeter in the drawings illustrates a display screen or portion thereof and forms no part of the claimed design. The remaining dashed broken lines in the drawings illustrate portions of the graphical user interface that form no part of the claimed design.

The appearance of the transitional image sequentially transitions between the images shown in FIGS. 1-3. The process or period in which one image transitions to another image forms no part of the claimed design.

**1 Claim, 3 Drawing Sheets**








FIG. 1






FIG. 2






FIG. 3