



US00D946577S

(12) **United States Design Patent** (10) **Patent No.:** **US D946,577 S**  
**Wall et al.** (45) **Date of Patent:** **\*\* Mar. 22, 2022**

(54) **ELECTRONIC DEVICE COVER**  
(71) Applicant: **Amazon Technologies, Inc.**, Seattle, WA (US)  
(72) Inventors: **Tim Wall**, Mill Valley, CA (US); **Andres David Huertas**, Santa Clara, CA (US)  
(73) Assignee: **Amazon Technologies, Inc.**, Seattle, WA (US)  
(\*\*) Term: **15 Years**  
(21) Appl. No.: **29/724,662**  
(22) Filed: **Feb. 18, 2020**  
(51) **LOC (13) Cl.** ..... **14-02**  
(52) **U.S. Cl.**  
USPC ..... **D14/440**  
(58) **Field of Classification Search**  
USPC ..... D14/440, 447, 250, 439, 344, 248, 496, D14/374, 371; 206/45.23, 320, 45.2; 361/679.55; 294/25; 224/218; D3/294; D9/420  
CPC .... G06F 1/1628; G06F 1/1626; A47B 23/044  
See application file for complete search history.

D874,467 S \* 2/2020 Piper ..... D14/440  
D885,402 S \* 5/2020 Lei ..... D14/440  
D888,063 S \* 6/2020 Chan ..... D14/440  
D892,805 S \* 8/2020 Piper ..... D14/440  
D906,341 S \* 12/2020 Jiao ..... D14/440  
D920,336 S \* 5/2021 Cheng ..... D14/440  
D921,638 S \* 6/2021 Li ..... D14/440  
D922,392 S \* 6/2021 Chan ..... D14/440  
2012/0170212 A1\* 7/2012 Gallouzi ..... G06F 1/1632  
361/679.56  
2013/0222139 A1\* 8/2013 Gouge ..... G08B 21/02  
340/573.1

**OTHER PUBLICATIONS**

Japanese Office Action dated May 11, 2021 for Japanese Patent Application No. 2020-017031, a counterpart foreign application of U.S. Appl. No. 29/724,662, 1 page.

(Continued)

*Primary Examiner* — Cynthia R Underwood  
(74) *Attorney, Agent, or Firm* — Lee & Hayes, P.C.

(57) **CLAIM**

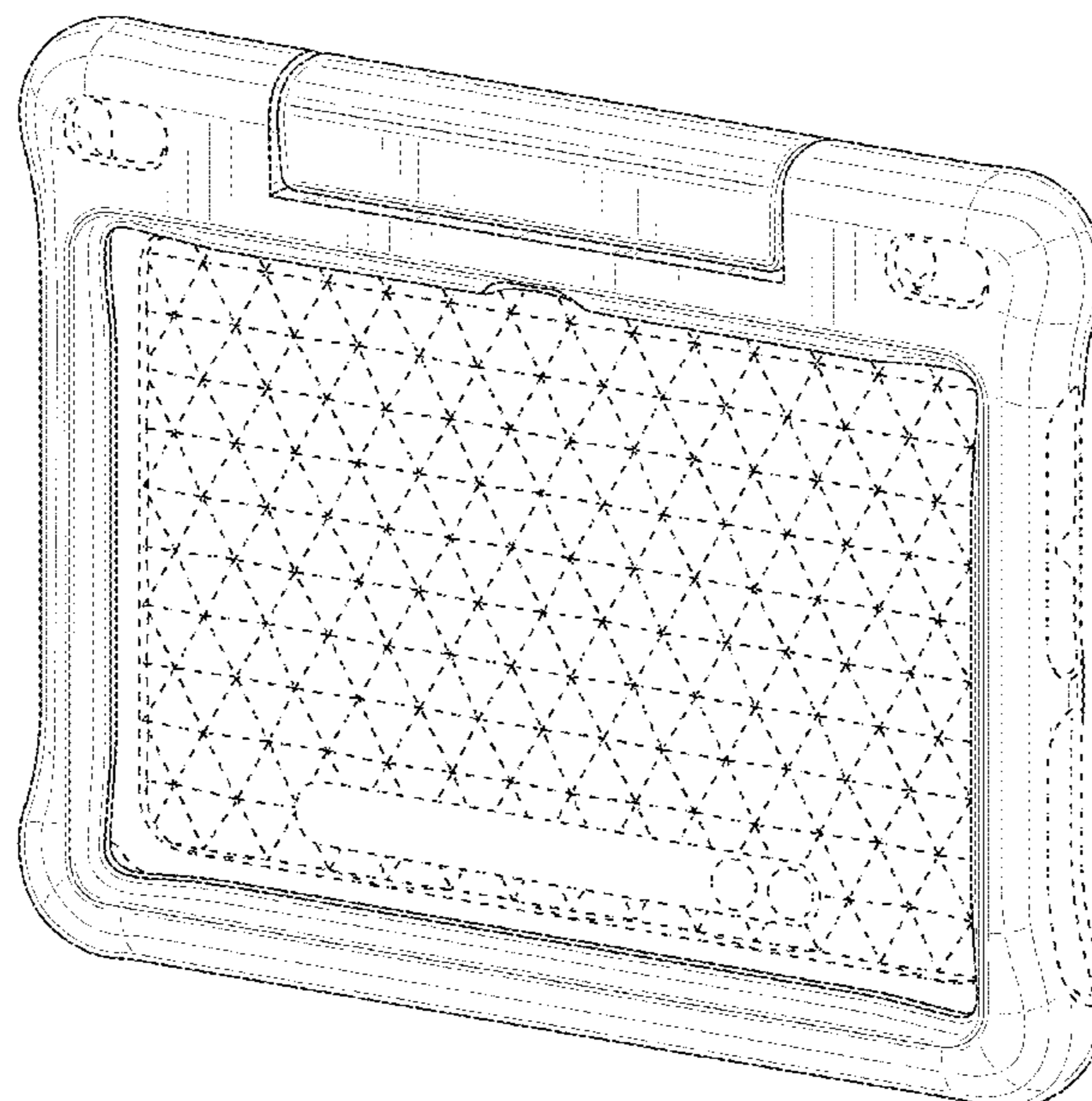
The ornamental design for an electronic device cover, as shown and described.

**DESCRIPTION**

FIG. 1 is a top, front, left-side perspective view of an electronic device cover;  
FIG. 2 is a top, front, right-side perspective view thereof;  
FIG. 3 is a front view thereof  
FIG. 4 is a back view thereof;  
FIG. 5 is a top view thereof  
FIG. 6 is a bottom view thereof;  
FIG. 7 is a left-side view thereof; and,  
FIG. 8 is a right-side view thereof.  
The broken lines depict portions of the electronic device cover that form no part of the claimed design.

**1 Claim, 8 Drawing Sheets**

(56) **References Cited**  
U.S. PATENT DOCUMENTS  
D649,144 S \* 11/2011 Fathollahi ..... D14/250  
D675,210 S \* 1/2013 Kim ..... D14/440  
D708,621 S \* 7/2014 Gifford ..... D14/447  
D776,122 S \* 1/2017 Akana ..... D14/440  
D795,880 S \* 8/2017 Akana ..... D14/440  
D804,486 S \* 12/2017 Nyholm ..... D14/440  
D806,713 S \* 1/2018 Wright ..... D14/440  
D819,644 S \* 6/2018 Wright ..... D14/440  
D834,582 S \* 11/2018 Zhuang ..... D14/440  
D841,655 S \* 2/2019 Xie ..... D14/440



(56)

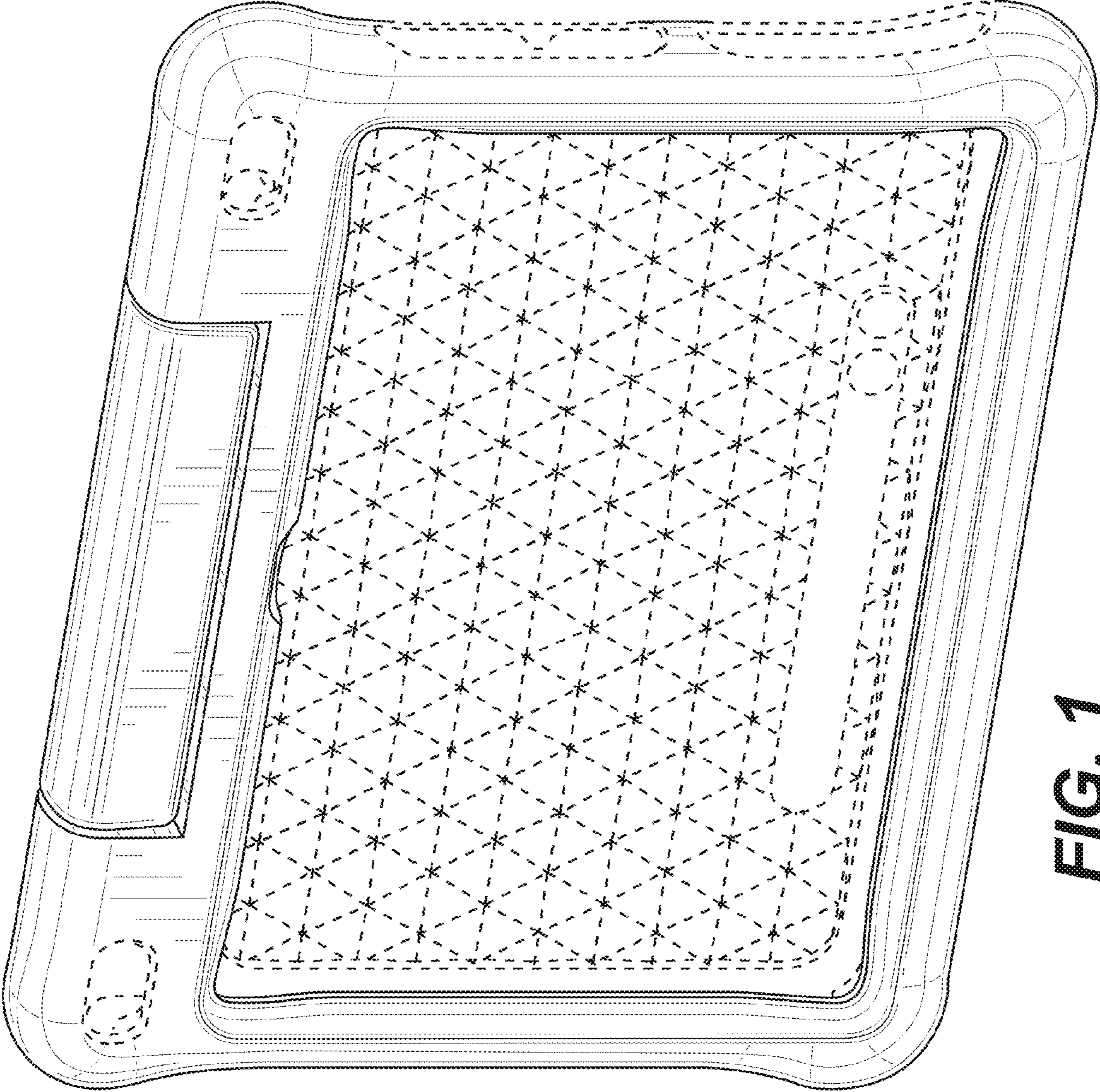
**References Cited**

OTHER PUBLICATIONS

The Chinese Office Action dated Dec. 2, 2020 for Chinese Patent Application No. 202030468937.8, a counterpart of U.S. Appl. No. 29/724,662, 1 pages.

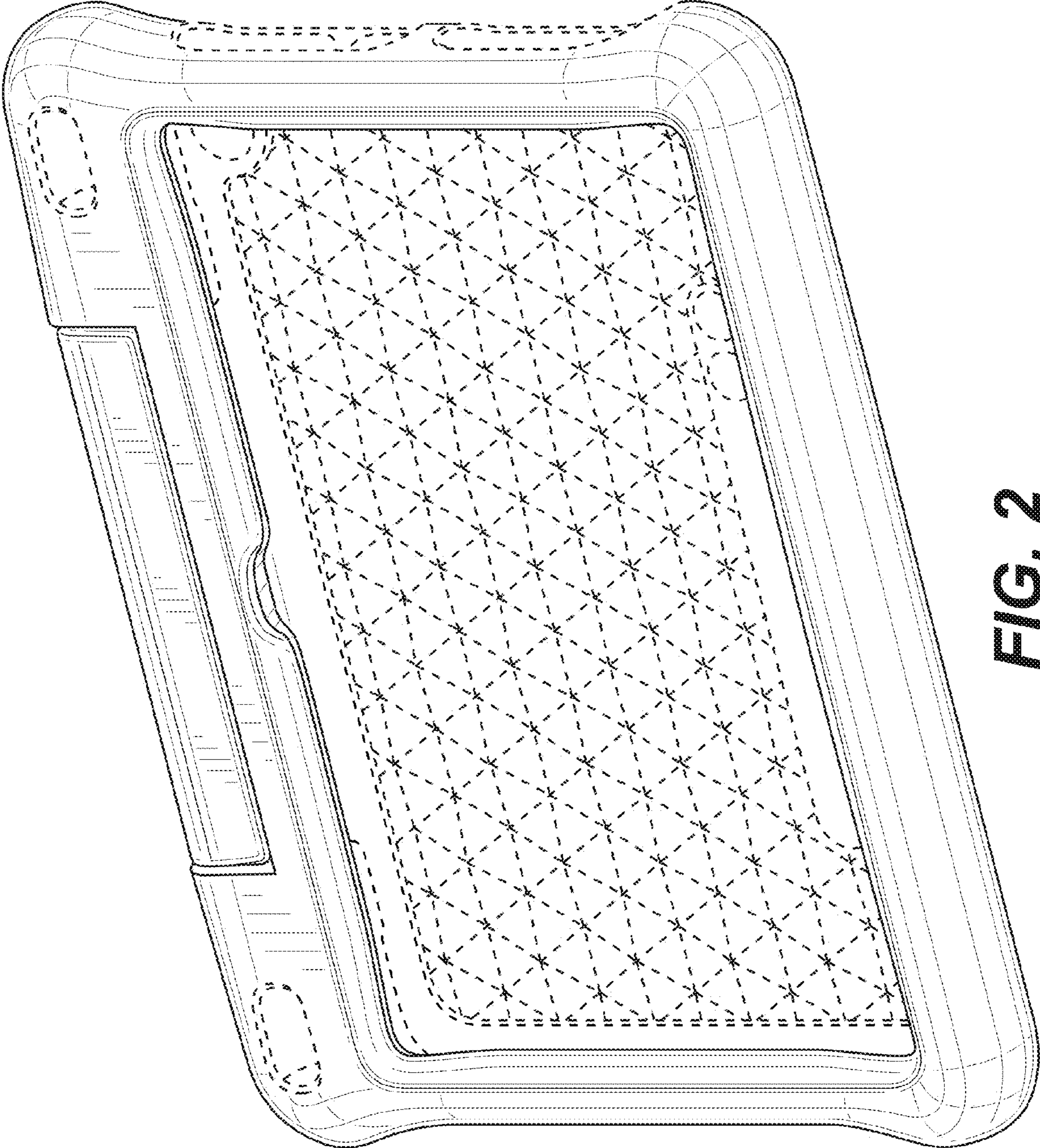
Japanese Office Action dated Dec. 8, 2020 for Japanese Patent Application No. 2020-017031, a counterpart foreign application of U.S. Appl. No. 29/724,662, 2 pages.

\* cited by examiner

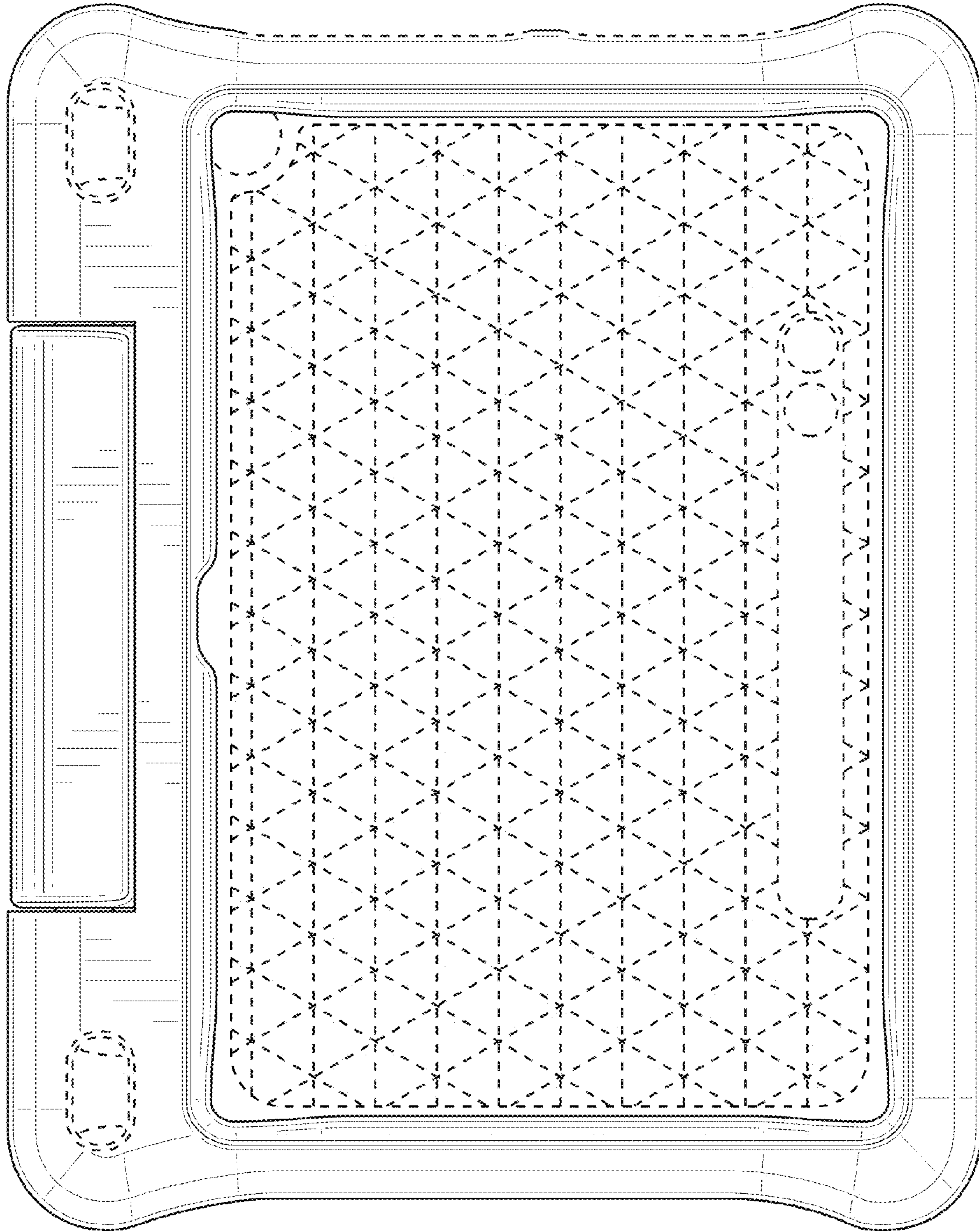


**FIG. 1**



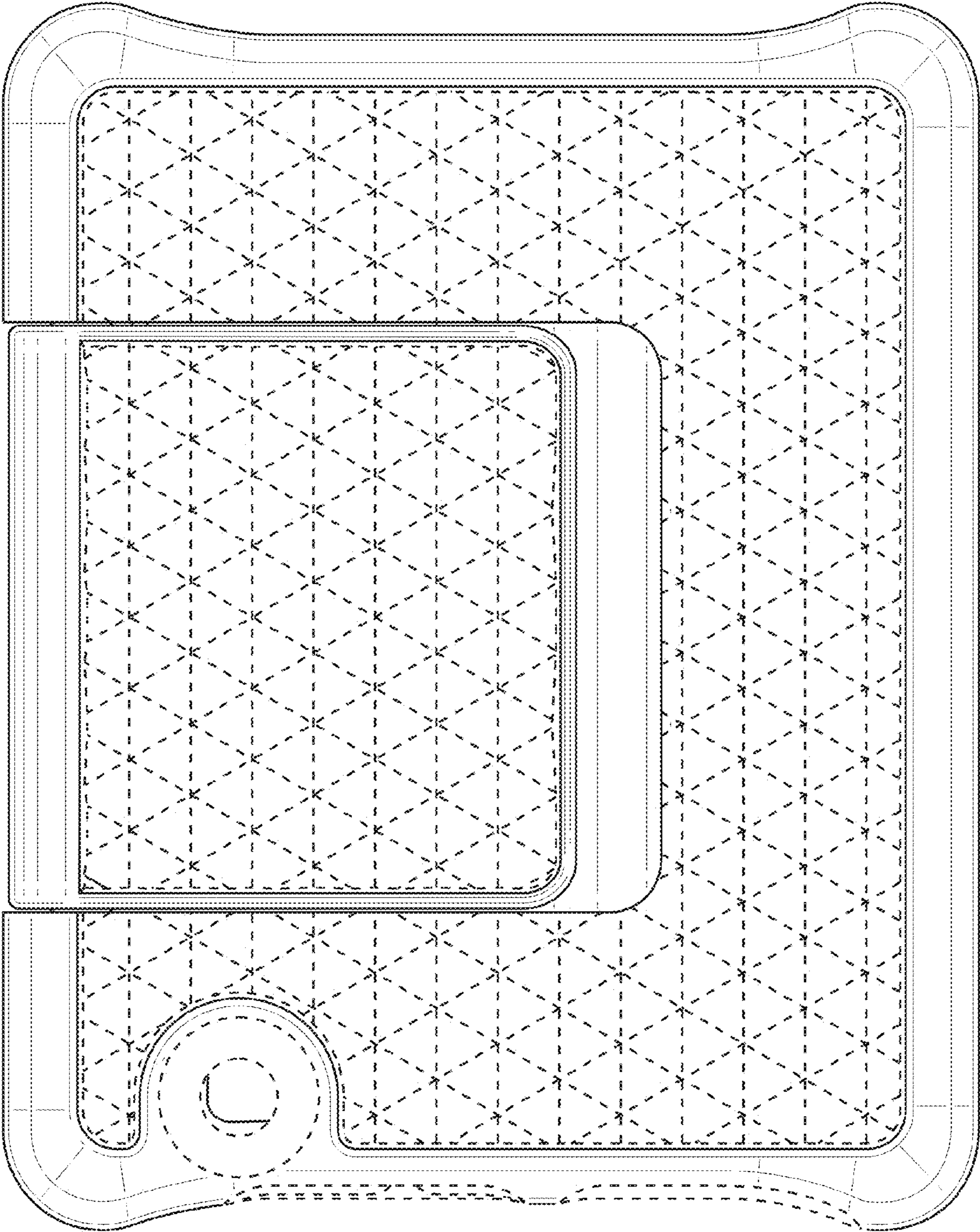


**FIG. 2**

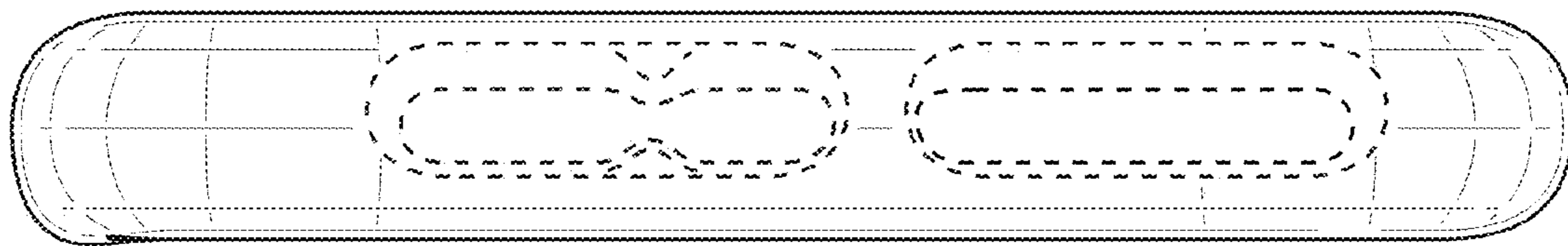


**FIG. 3**






**FIG. 4**




**FIG. 5**




**FIG. 6**





**FIG. 7**



**FIG. 8**