



US00D946572S

(12) **United States Design Patent**
Asemani

(10) **Patent No.:** **US D946,572 S**
(45) **Date of Patent:** **** Mar. 22, 2022**

(54) **VISOR MOUNTED EYEWEAR**
(71) Applicant: **Eissa Nick Asemani**, Ellicott City, MD (US)
(72) Inventor: **Eissa Nick Asemani**, Ellicott City, MD (US)
(**) Term: **15 Years**
(21) Appl. No.: **29/652,795**
(22) Filed: **Dec. 2, 2020**
(51) **LOC (13) Cl.** **14-02**
(52) **U.S. Cl.**
USPC **D14/372**
(58) **Field of Classification Search**
USPC D14/372, 496, 432, 371, 125, 126, 129, D14/299; D16/300-342; 351/158, 153, 351/144; 345/7-9, 905; 455/344; 348/115, 53, 121, 739
CPC G02B 27/017; G02B 27/0158; G02B 27/0161; G02B 27/0181; G02B 27/0185; G02B 27/0189
See application file for complete search history.

D792,400 S * 7/2017 Osterhout D14/372
D864,959 S * 10/2019 Osterhout D14/372
10,935,811 B2 * 3/2021 Asemani F16M 11/14
D918,905 S * 5/2021 Osterhout D14/372
2007/0033775 A1 * 2/2007 Hsiao A42B 1/247
24/303
2011/0225707 A1 * 9/2011 Millios G02C 3/02
2/422
2012/0235900 A1 * 9/2012 Border G06F 3/011
345/156
2013/0235331 A1 * 9/2013 Heinrich G02C 11/10
351/158
2014/0125785 A1 * 5/2014 Na G02B 27/017
348/56
2014/0320971 A1 * 10/2014 Gupta G02B 5/22
359/630

(Continued)

Primary Examiner — Austin Murphy
(74) *Attorney, Agent, or Firm* — Dunlap Bennett & Ludwig, PLLC; Brendan E. Squire

(57) **CLAIM**

The ornamental design for a visor mounted eyewear, as shown and described.

(56) **References Cited**

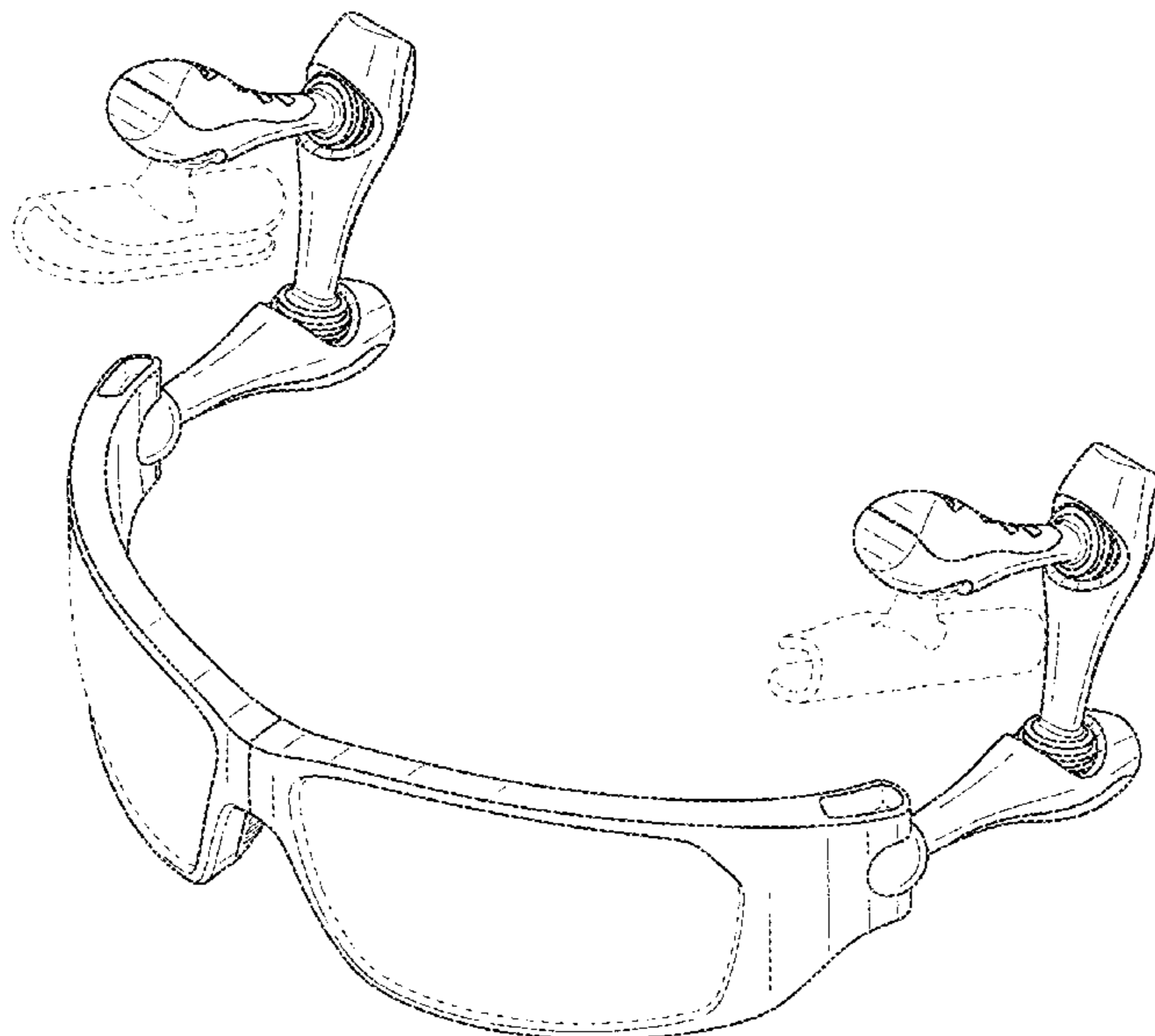
U.S. PATENT DOCUMENTS

5,009,496 A * 4/1991 Holtan, Jr. A42B 1/247
351/123
5,692,234 A * 12/1997 Yuen A42B 1/247
2/10
6,595,635 B2 * 7/2003 Schubert A42B 1/247
24/3.12
7,240,370 B2 * 7/2007 Lerner A42B 1/247
2/10
8,210,676 B1 * 7/2012 Hunt G02C 9/04
351/133
8,235,529 B1 * 8/2012 Raffle G06K 9/00604
351/209
D751,552 S * 3/2016 Osterhout D14/372

DESCRIPTION

FIG. 1 is a front perspective view of the present embodiment;
FIG. 2 is a front elevation view of the present embodiment;
FIG. 3 is a rear elevation view of the present embodiment;
FIG. 4 is a left side elevation view of the present embodiment, the right side being a mirror image thereof;
FIG. 5 is a top plan view of the present embodiment; and,
FIG. 6 is bottom plan view of the present embodiment.
The broken lines shown in the drawings illustrate portions of the visor mounted eyewear that form no part of the claimed design.

1 Claim, 4 Drawing Sheets



(56)

References Cited

U.S. PATENT DOCUMENTS

2015/0261015 A1* 9/2015 Han G02B 27/0176
351/158
2016/0048025 A1* 2/2016 Cazalet G02B 27/0149
351/116
2016/0274365 A1* 9/2016 Bailey G09G 3/02
2016/0370606 A1* 12/2016 Huynh G02C 5/20

* cited by examiner

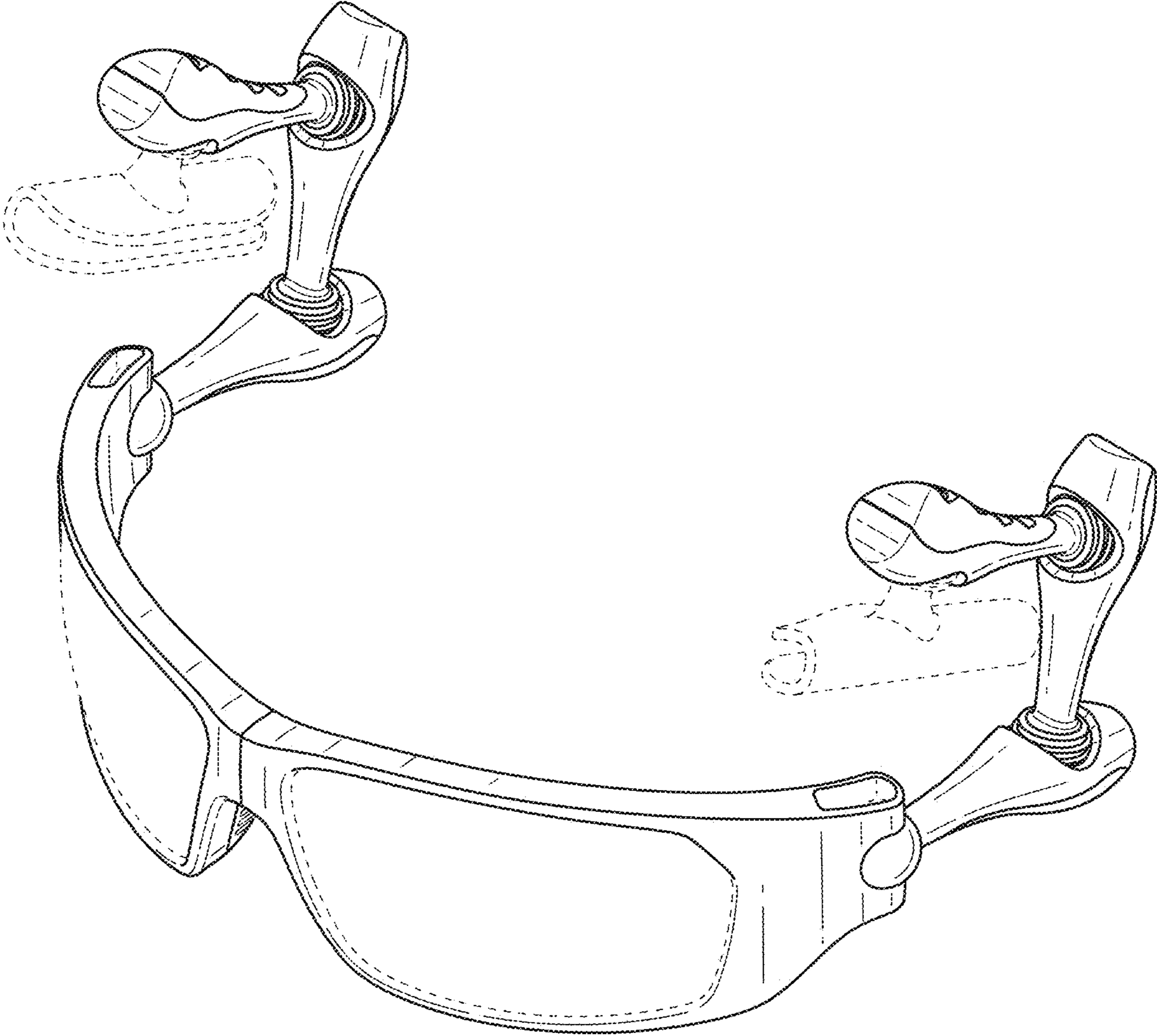


FIG. 1




FIG. 2




FIG. 3

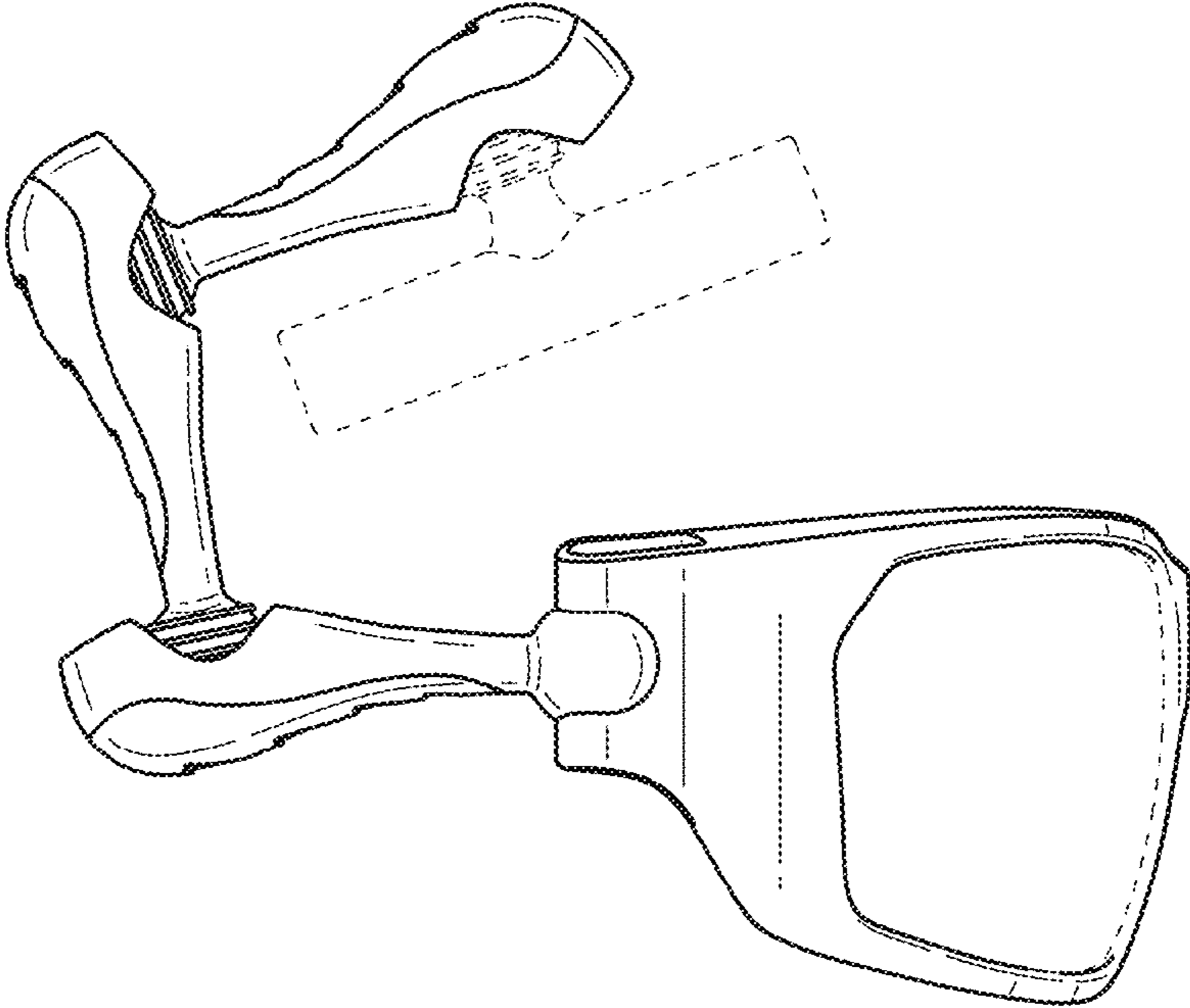


FIG. 4

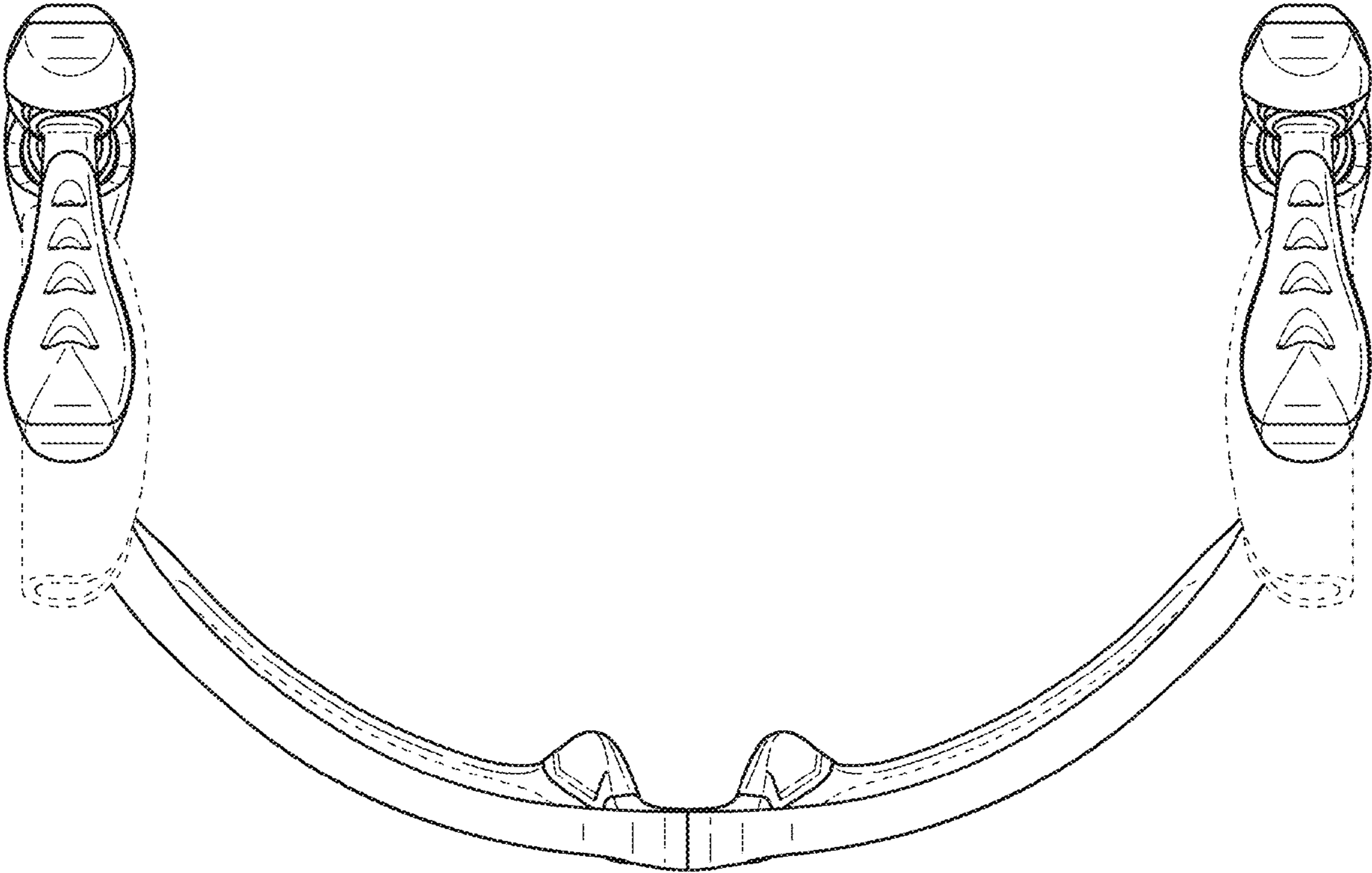


FIG. 5

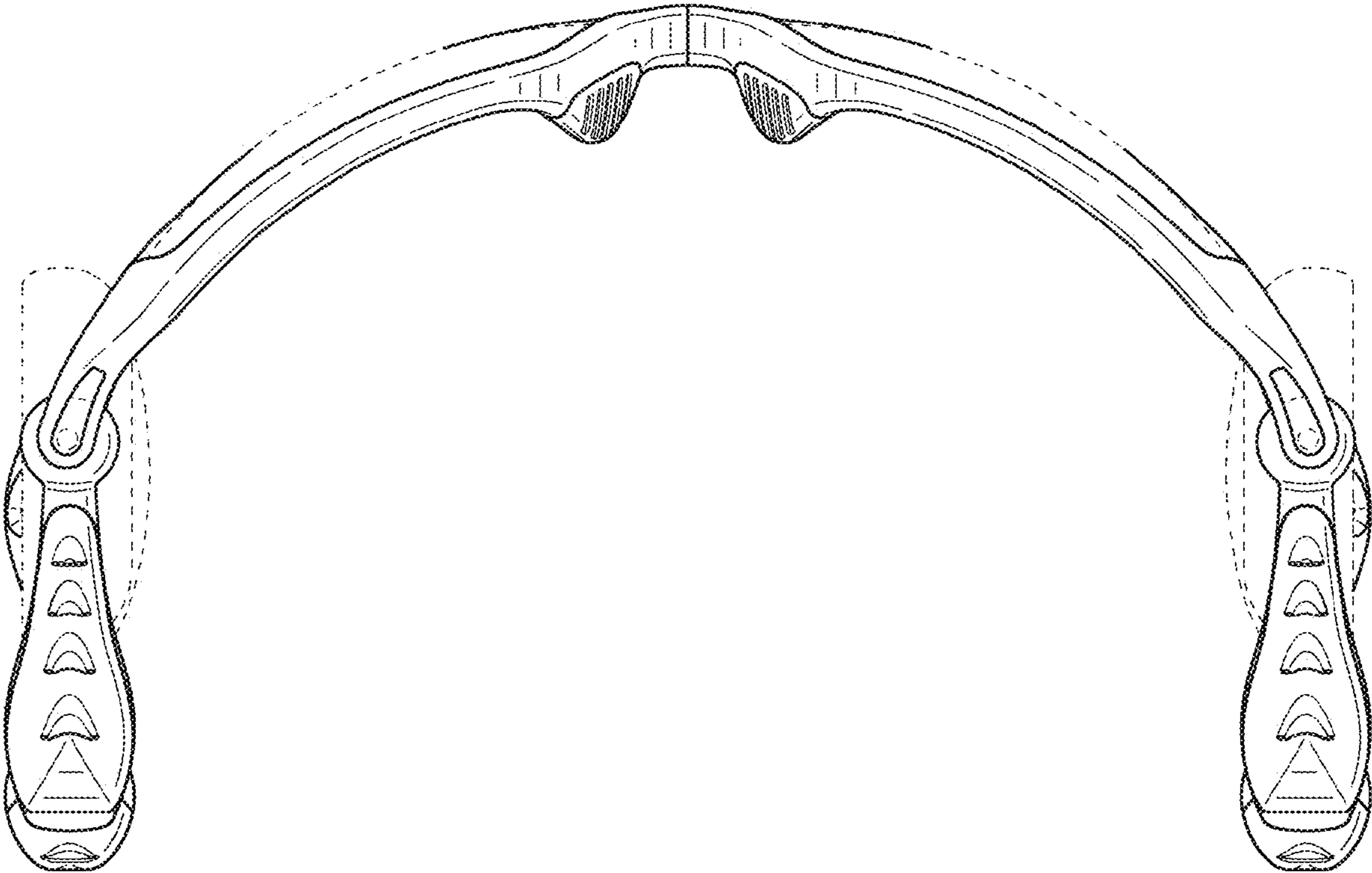


FIG. 6