



US00D946526S

(12) **United States Design Patent**  
**Wang**

(10) **Patent No.:** **US D946,526 S**

(45) **Date of Patent:** **\*\* Mar. 22, 2022**

(54) **CLAMP FOR A STORAGE BATTERY**

(71) Applicant: **AUTEL INTELLIGENT TECHNOLOGY CORP., LTD.**,  
Guangdong (CN)

(72) Inventor: **Yongshuai Wang**, Guangdong (CN)

(73) Assignee: **AUTEL INTELLIGENT TECHNOLOGY CORP., LTD.**,  
Shenzhen (CN)

(\*\*) Term: **15 Years**

(21) Appl. No.: **29/720,244**

(22) Filed: **Jan. 10, 2020**

(30) **Foreign Application Priority Data**

Jul. 16, 2019 (CN) ..... 201930378032.9

(51) **LOC (13) Cl.** ..... **13-03**

(52) **U.S. Cl.**  
USPC ..... **D13/120**

(58) **Field of Classification Search**  
USPC ..... D8/395; D13/102–106, 110, 119–121,  
D13/184, 199  
CPC ..... H01R 11/24; H01R 11/281; H01R 11/282;  
H01R 11/286  
See application file for complete search history.

(56) **References Cited**

**U.S. PATENT DOCUMENTS**

D304,928 S \* 12/1989 Mize ..... D13/120  
D571,179 S \* 6/2008 Ahlgren ..... D8/395

D735,665 S \* 8/2015 Nook ..... D13/120  
D853,330 S \* 7/2019 Dai ..... D13/120  
D881,813 S \* 4/2020 Nook ..... D13/120  
D889,411 S \* 7/2020 Wang ..... D13/120  
D913,934 S \* 3/2021 Nook ..... D13/120  
2002/0031956 A1\* 3/2002 Nakatsuka ..... H01R 11/24  
439/835

\* cited by examiner

*Primary Examiner* — Jennifer O King

(57) **CLAIM**

I claim the ornamental design for a clamp for a storage battery, as shown and described.

**DESCRIPTION**

The patent or application file contains at least one drawing executed in color. Copies of this patent or patent application publication with color drawing(s) will be provided by the Office upon request and payment of the necessary fee.

FIG. 1 is a front elevational view of a clamp for a storage battery showing our new design;

FIG. 2 is a left side elevational view thereof;


FIG. 3 is a top plan view thereof;

FIG. 4 is a bottom plan view thereof; and,

FIG. 5 is a perspective view thereof.

The broken lines in FIG. 4 represent portions of the device that form no part of the claimed design.

**1 Claim, 3 Drawing Sheets**  
**(1 of 3 Drawing Sheet(s) Filed in Color)**



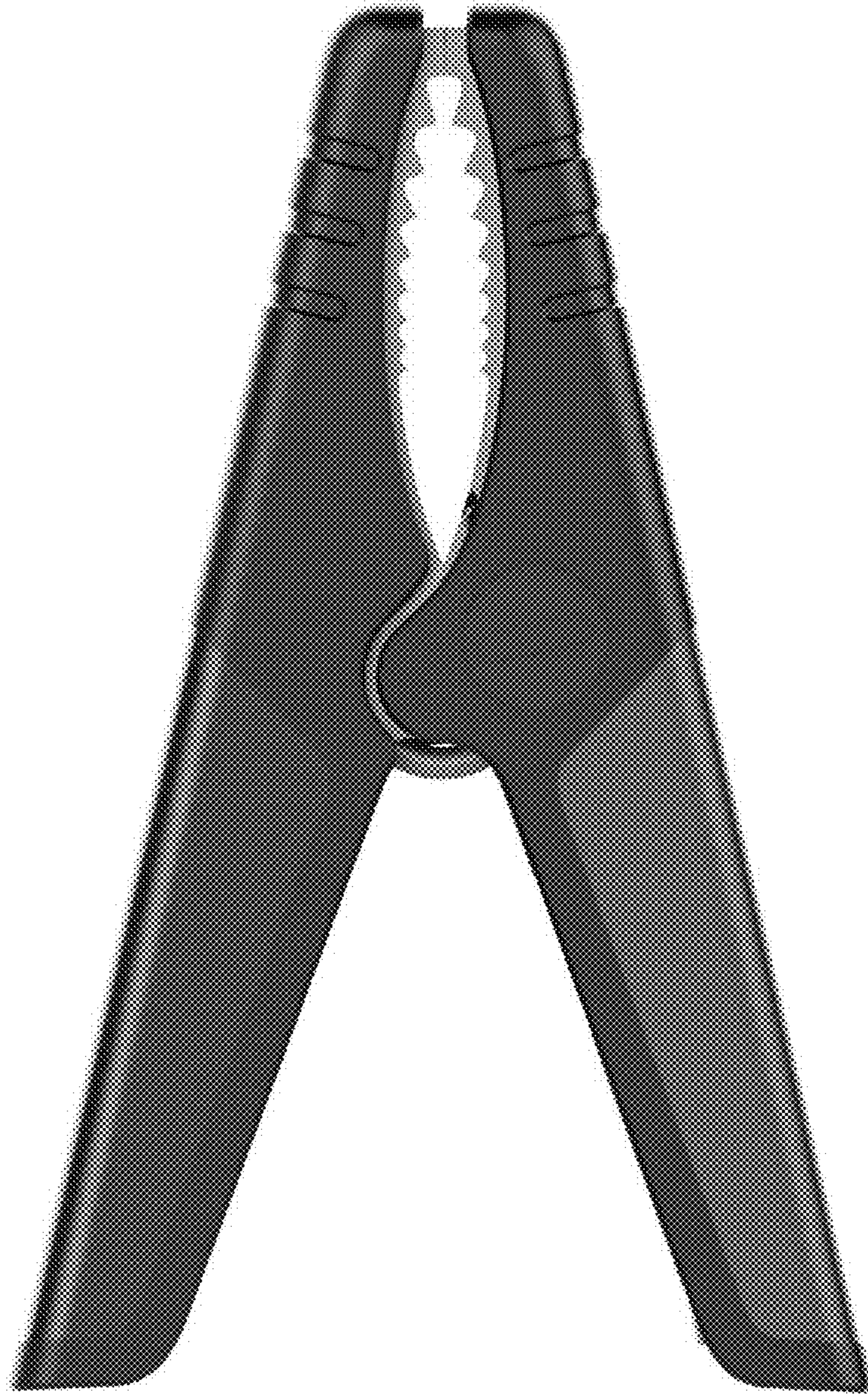


FIG.1




FIG. 2




FIG. 3




FIG. 4




FIG. 5