



US00D946490S

(12) **United States Design Patent**
Li

(10) **Patent No.:** **US D946,490 S**
(45) **Date of Patent:** **** Mar. 22, 2022**

(54) **BICYCLE RACK**
(71) Applicant: **SHANGHAI CARTEC INDUSTRIAL & TRADING CO., LTD.**, Shanghai (CN)

8,640,888 B2 * 2/2014 Liu B60R 9/10 211/17
9,096,182 B1 * 8/2015 Roth B60R 9/06
9,802,549 B1 * 10/2017 Shen B60R 9/06
D817,256 S * 5/2018 Adler D12/408
10,093,243 B2 * 10/2018 Shen B60R 9/10

(Continued)

(72) Inventor: **Wei Hong Li**, Shanghai (CN)

FOREIGN PATENT DOCUMENTS

(73) Assignee: **SHANGHAI CARTEC INDUSTRIAL & TRADING CO., LTD.**, Shanghai (CN)

CN 104691431 A * 6/2015
CN 104691432 A * 6/2015

(Continued)

(**) Term: **15 Years**

OTHER PUBLICATIONS

(21) Appl. No.: **29/711,394**

MaxxHaul 50027 Bike Rack, Published Sep. 7, 2018 [online], [retrieved on Jun. 16, 2021]. Retrieved from the Internet: <https://www.amazon.ca/MaxxHaul-50027-Hitch-Platform-2-Bike/dp/B07GBPBW1T> (Year: 2018).*

(22) Filed: **Oct. 30, 2019**

(51) **LOC (13) Cl.** **12-16**

(52) **U.S. Cl.**
USPC **D12/408**

(58) **Field of Classification Search**
USPC D12/115, 406, 407, 408, 412, 414; D6/552
CPC B60R 9/045; B60R 9/048; B60R 9/06; B60R 9/10; B60R 11/00; B62H 3/06; B62H 3/08; B62H 3/12; Y10S 224/924
See application file for complete search history.

Primary Examiner — Cary M Robinson
Assistant Examiner — Adam C Mager
(74) *Attorney, Agent, or Firm* — Caldwell Intellectual Property Law; David Bancroft

(57) **CLAIM**

The ornamental design for a bicycle rack, as shown and described herein.

(56) **References Cited**

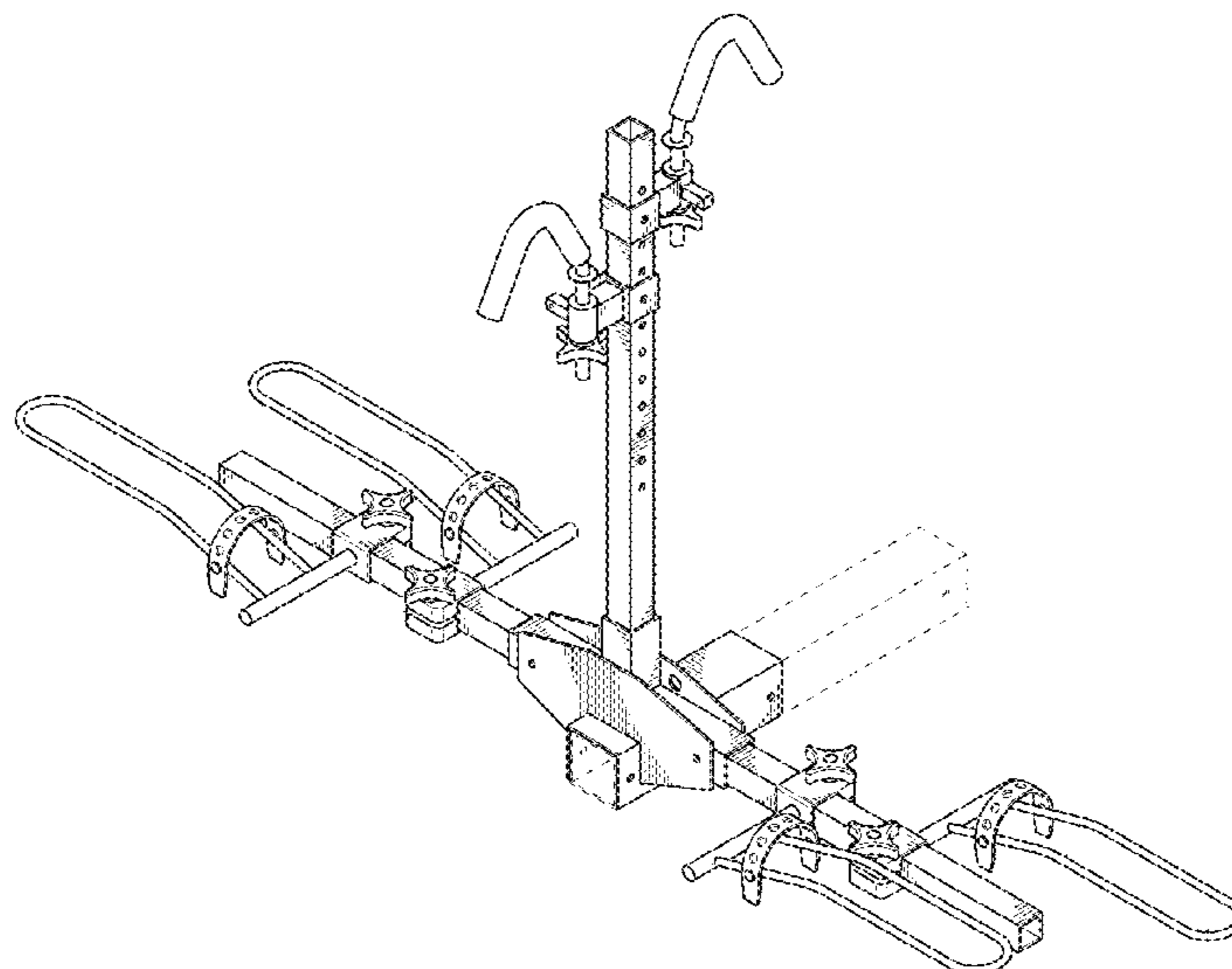
DESCRIPTION

U.S. PATENT DOCUMENTS

3,529,737 A * 9/1970 Daugherty B60R 9/06 414/462
6,244,483 B1 * 6/2001 McLemore B60R 9/06 224/521
6,491,195 B1 * 12/2002 McLemore B60R 9/06 224/521
7,044,347 B1 * 5/2006 Pedrini B60R 9/10 224/324
7,240,816 B2 * 7/2007 Tsai B60R 9/06 211/195
D630,572 S * 1/2011 Weaver D12/408
D672,704 S * 12/2012 Grago D12/408

FIG. 1 is a top right perspective view of a bicycle rack showing my new design;
FIG. 2 is a front elevation view thereof;
FIG. 3 is a rear elevation view thereof;
FIG. 4 is a left side elevation view thereof;
FIG. 5 is a right side elevation view thereof;
FIG. 6 is a top plan view thereof; and,
FIG. 7 is a bottom plan view thereof.
The broken lines in the figures illustrate portions of the bicycle rack that form no part of the claimed design.

1 Claim, 6 Drawing Sheets



(56)

References Cited

U.S. PATENT DOCUMENTS

10,183,627 B1 * 1/2019 Liu B60R 9/10
 D865,644 S * 11/2019 Furuya D12/408
 D877,685 S * 3/2020 Larsson D12/406
 10,906,473 B1 * 2/2021 Yu B60R 9/06
 2003/0132259 A1 * 7/2003 McLemore B60R 9/10
 2003/0222112 A1 * 12/2003 McLemore B60R 9/10
 2005/0061842 A1 * 3/2005 Tsai B60R 9/06
 2008/0099522 A1 * 5/2008 Clausen B60R 9/10
 2008/0230579 A1 * 9/2008 Wang B60R 9/10
 2009/0120984 A1 * 5/2009 Sautter B60R 9/10
 2009/0236382 A1 * 9/2009 Sautter B60R 9/10

2010/0320247 A1 * 12/2010 Wang B60R 9/10
 2011/0011909 A1 * 1/2011 Liu B60R 9/10
 2013/0062383 A1 * 3/2013 Jeli B60R 9/10
 2013/0062385 A1 * 3/2013 Pedrini B60R 9/06
 2013/0062487 A1 * 3/2013 Liu B60R 9/10
 2016/0068110 A1 * 3/2016 Prescott B60R 9/06
 2017/0349111 A1 * 12/2017 Ramsdell B60R 9/06
 2018/0134229 A1 * 5/2018 Shen B60R 9/06

FOREIGN PATENT DOCUMENTS

CN 208036136 U 11/2018
 CN 212047139 U * 12/2020 B62H 3/04
 GB 2561365 A * 10/2018 B60R 9/10

* cited by examiner

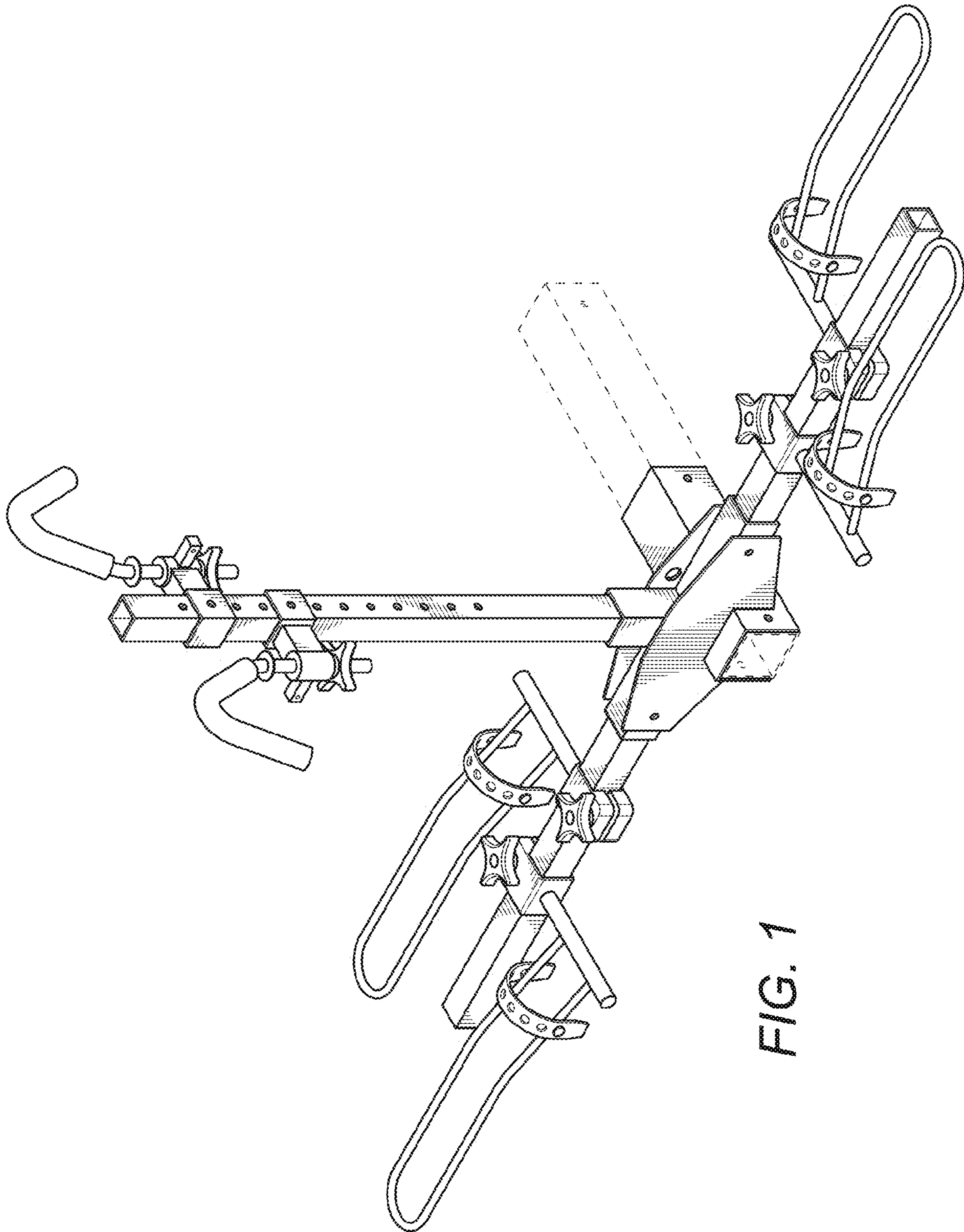


FIG. 1

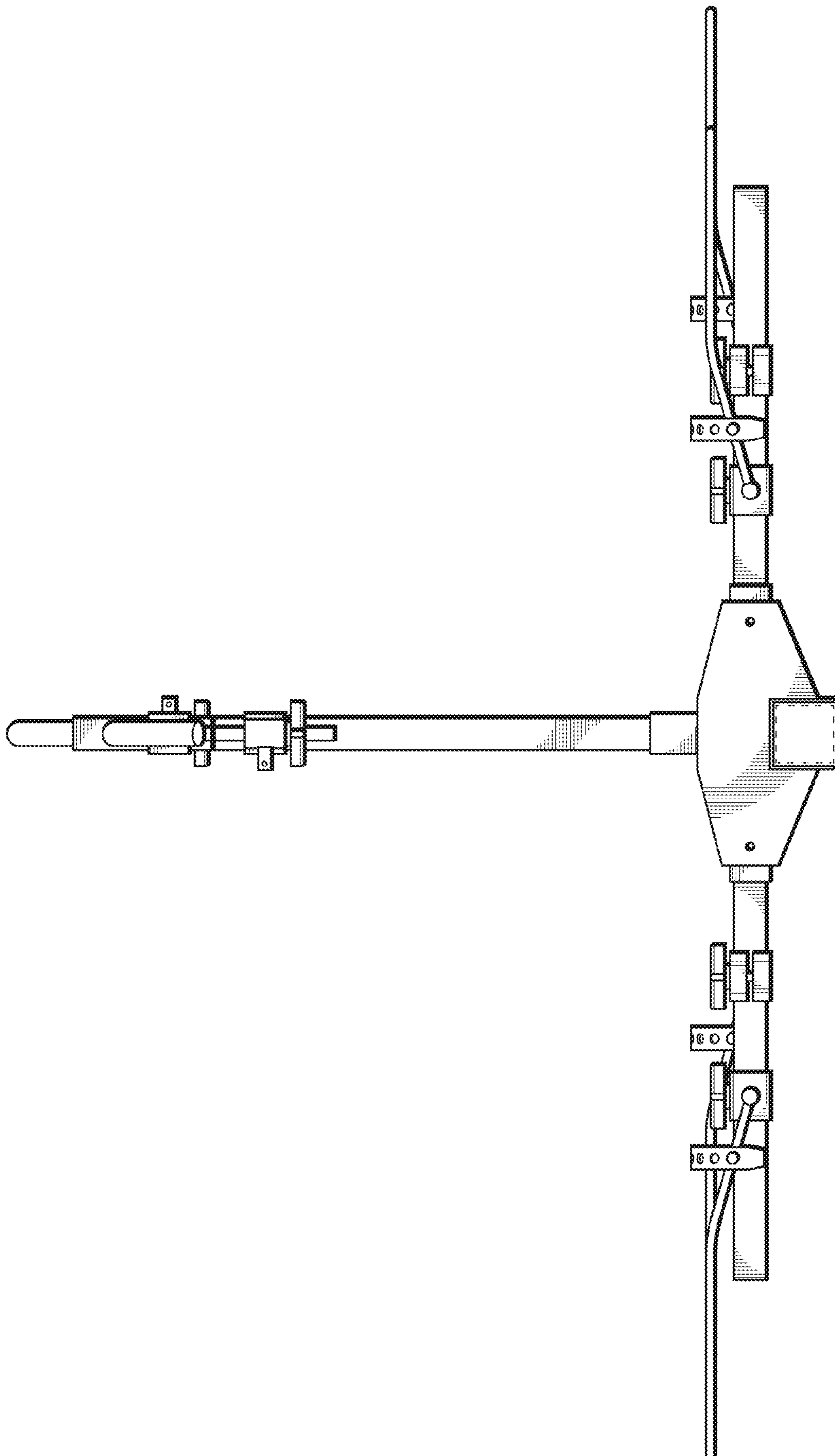


FIG. 2

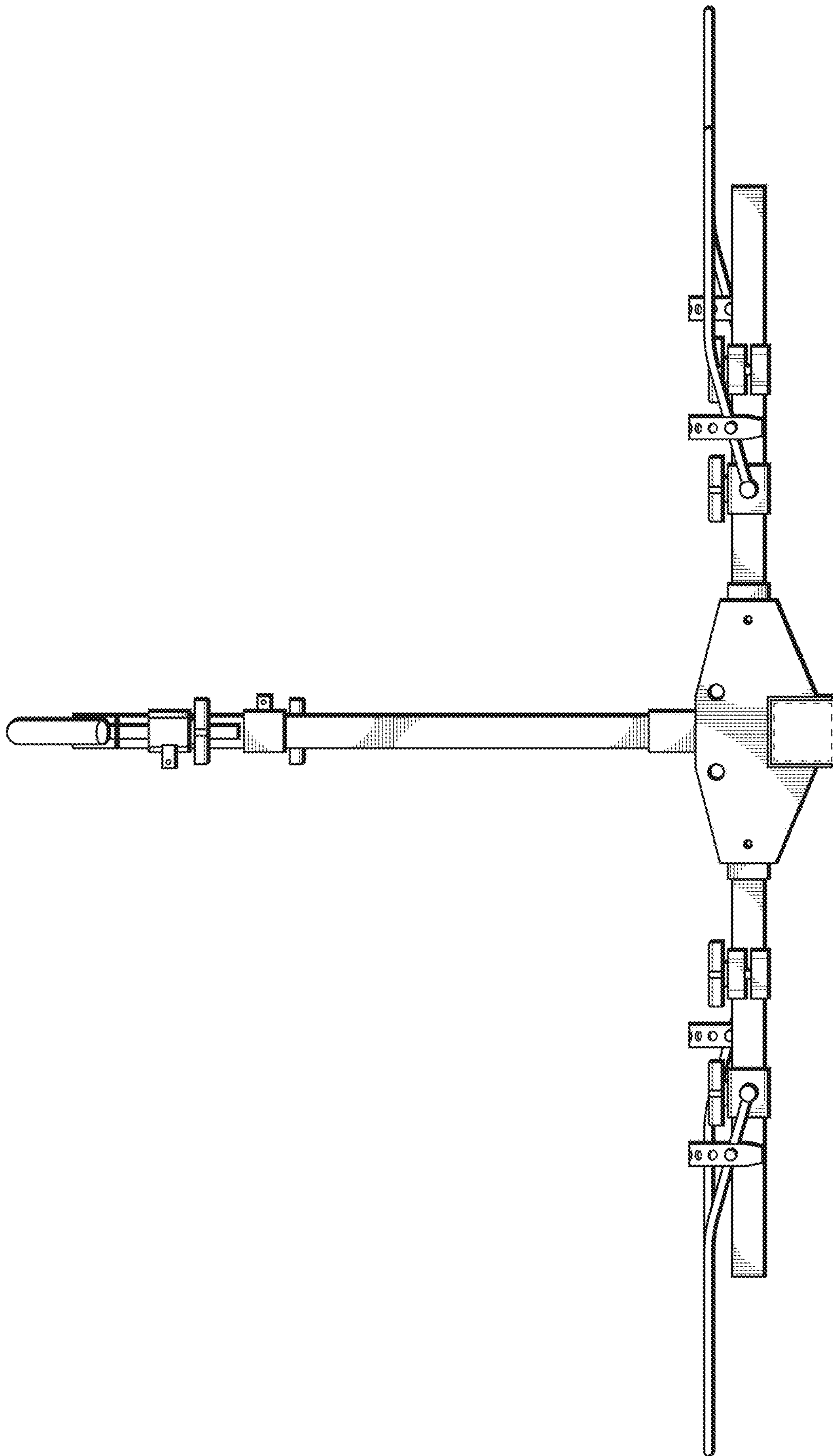


FIG. 3

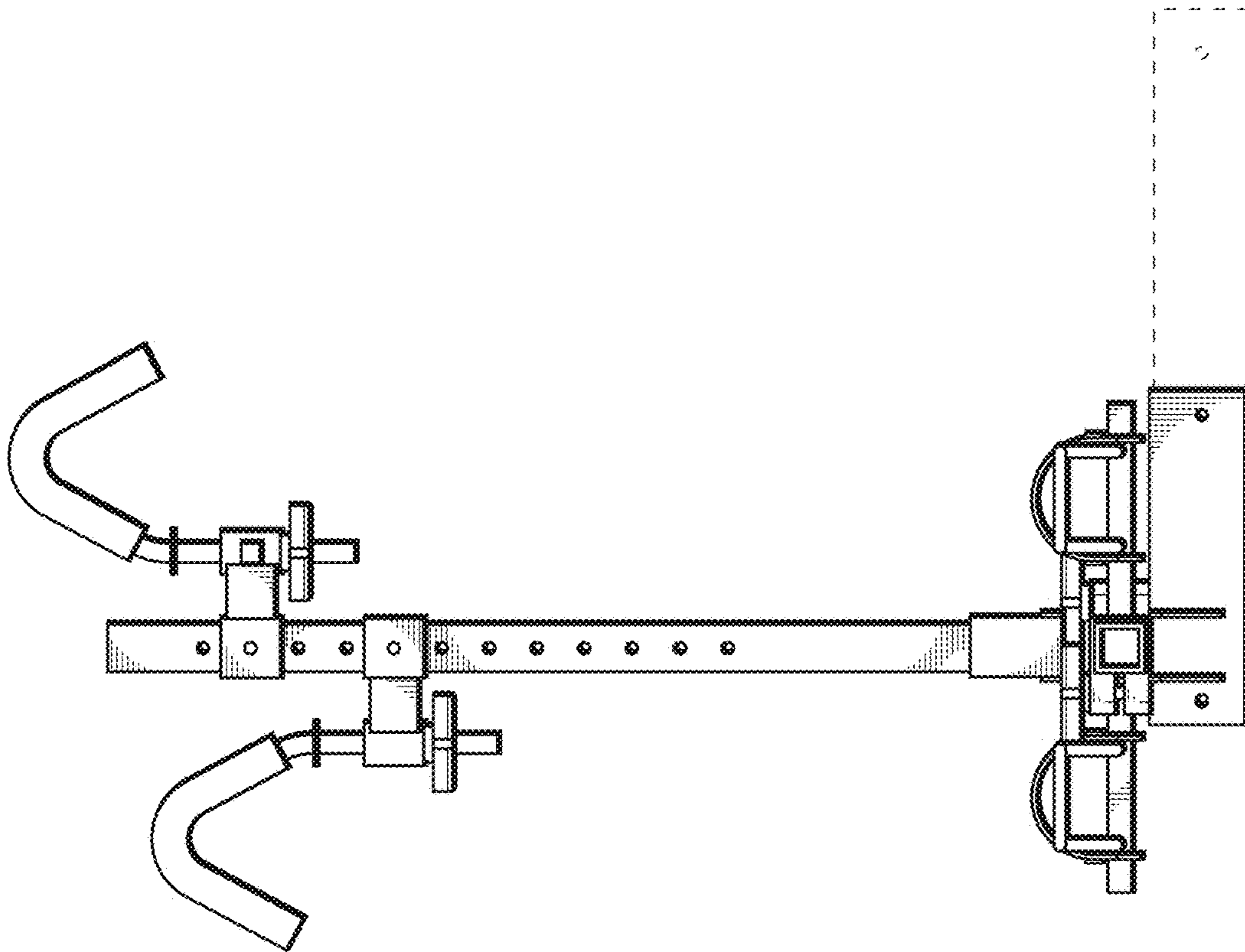


FIG. 5

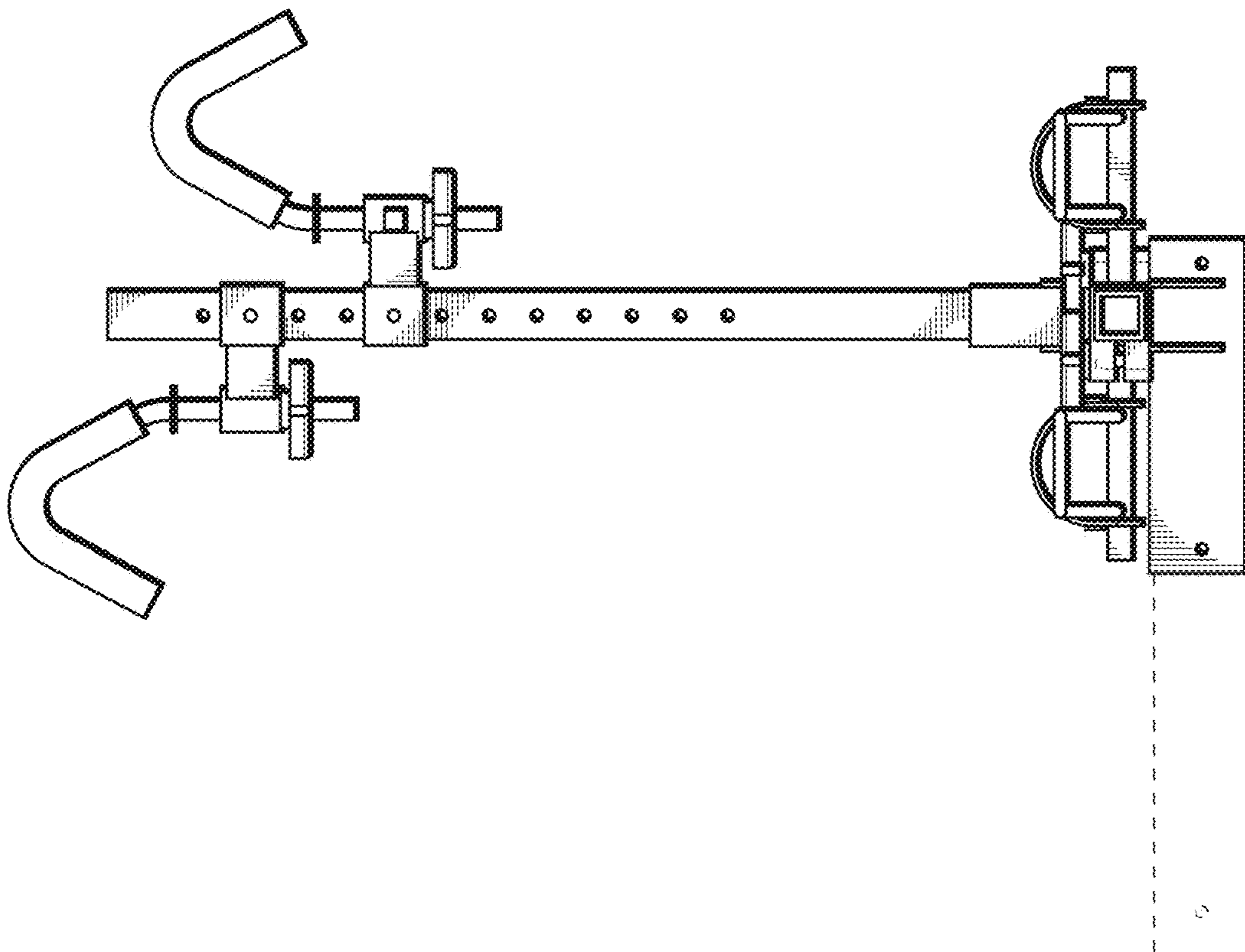


FIG. 4

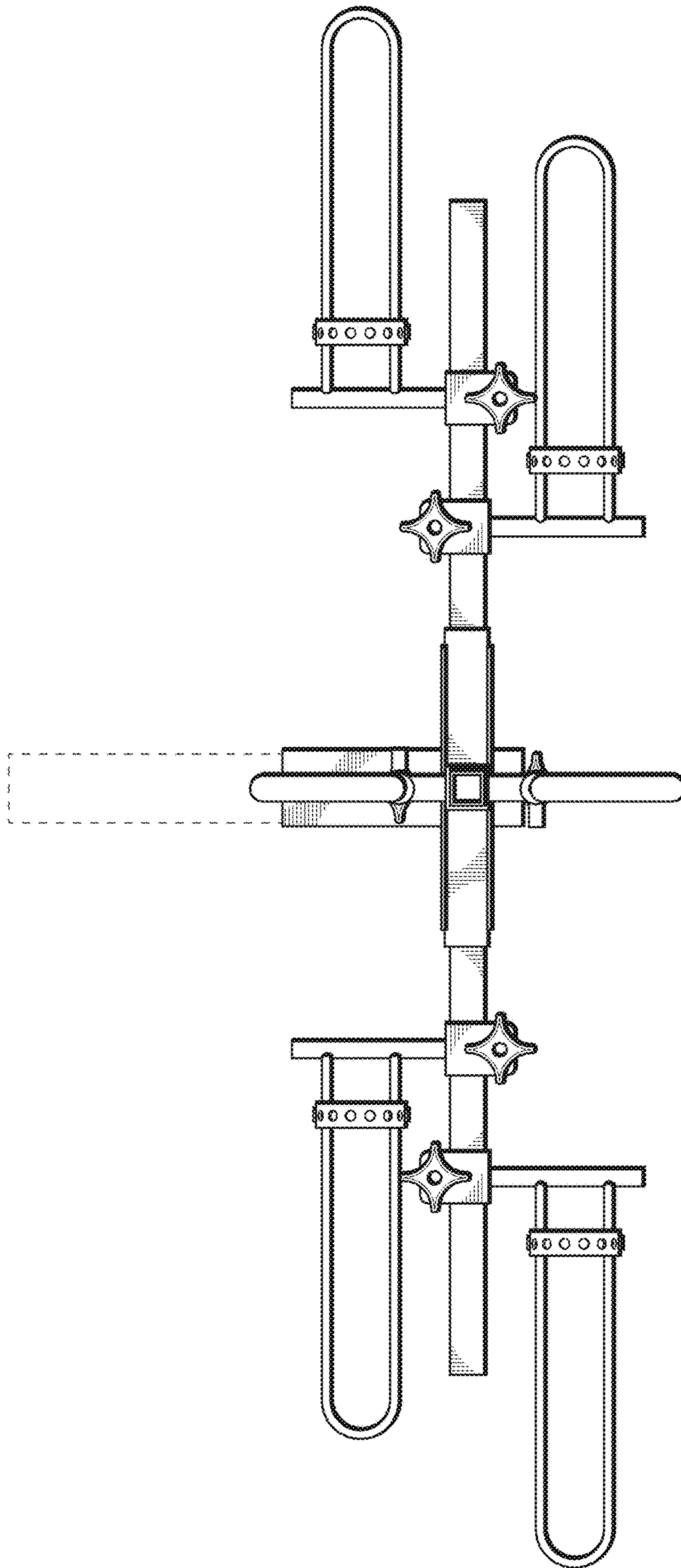


FIG. 6

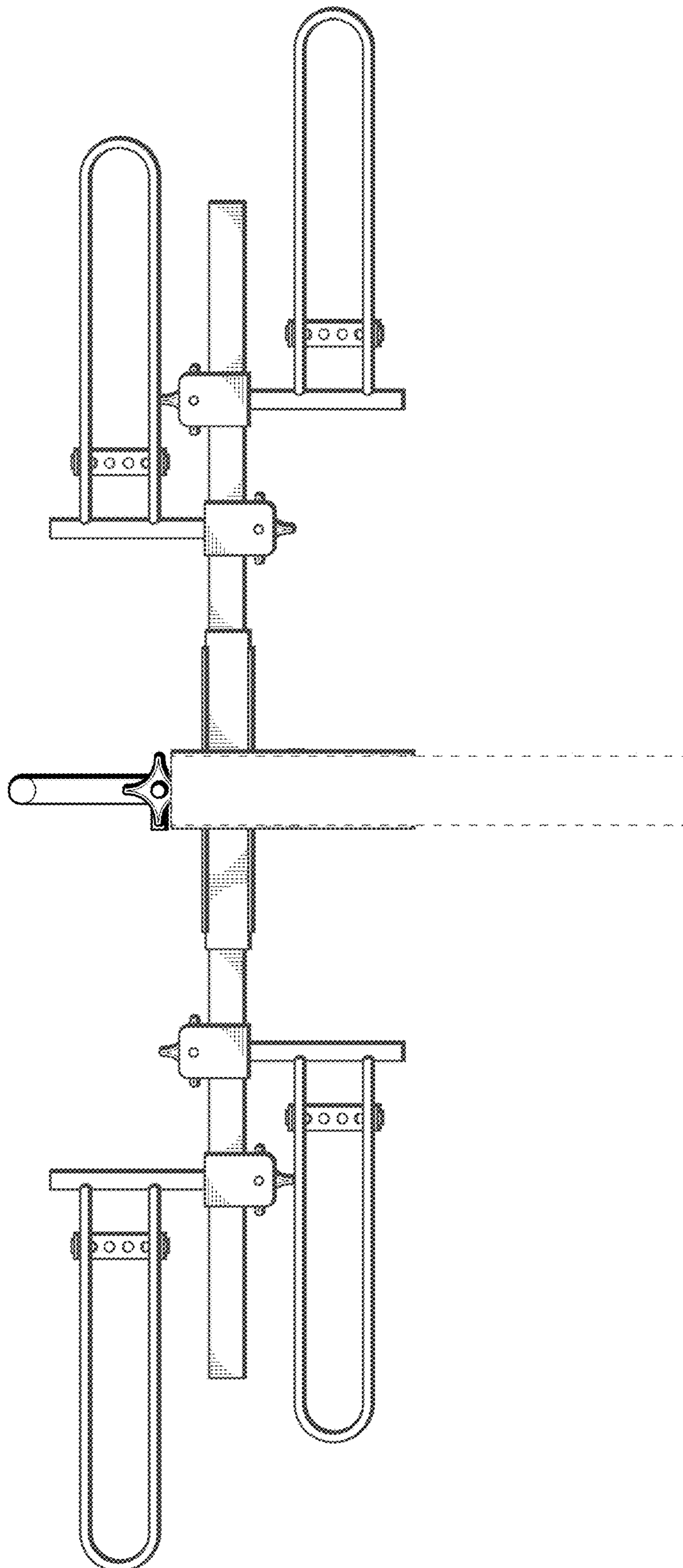


FIG. 7