



US00D946465S

(12) **United States Design Patent**
Wolff

(10) **Patent No.:** **US D946,465 S**
(45) **Date of Patent:** **** Mar. 22, 2022**

(54) **PLANTER**

(71) Applicant: **ATT Southern, Inc.**, Camp Hill, PA
(US)

(72) Inventor: **Elizabeth Wolff**, Camp Hill, PA (US)

(73) Assignee: **ATT Southern, Inc.**, Camp Hill, PA
(US)

(**) Term: **15 Years**

(21) Appl. No.: **29/723,817**

(22) Filed: **Feb. 11, 2020**

(51) **LOC (13) Cl.** **11-02**

(52) **U.S. Cl.**

USPC **D11/152**

(58) **Field of Classification Search**

USPC D11/143–156, 164; D6/403–405,
D6/556–558; D7/584, 587

CPC . A01G 9/02; A01G 9/021; A01G 9/04; A01G
27/003; A01G 31/02; A01G 31/06

See application file for complete search history.

(56) **References Cited**

U.S. PATENT DOCUMENTS

1,596,716	A	*	8/1926	Clarke	A47G 7/07
						47/41.13
D171,122	S	*	12/1953	Conlin	D1/124
2,859,557	A	*	11/1958	Lattuca	A01G 9/021
						47/65.5
D192,175	S	*	2/1962	Trombley	D7/584
D219,052	S	*	10/1970	Gulotta	D7/584
D224,516	S	*	8/1972	Amberg	D9/500
D301,958	S	*	7/1989	Zivin	D7/603
D448,503	S	*	9/2001	Carpenter	D26/11
D448,868	S	*	10/2001	Carpenter	D26/11
D490,017	S		5/2004	Harbaugh		
D502,559	S	*	3/2005	Delcourt	D26/11
D503,654	S	*	4/2005	Harbaugh	D11/151

(Continued)

FOREIGN PATENT DOCUMENTS

CN 306486950 * 4/2021
EM 002278655-0014 * 8/2013

OTHER PUBLICATIONS

Chinese Office Action for corresponding Application No. 202030450588.7, dated Nov. 20, 2020, 1 page.

Primary Examiner — Elizabeth A. Albert

(74) *Attorney, Agent, or Firm* — Brooks Kushman P.C.

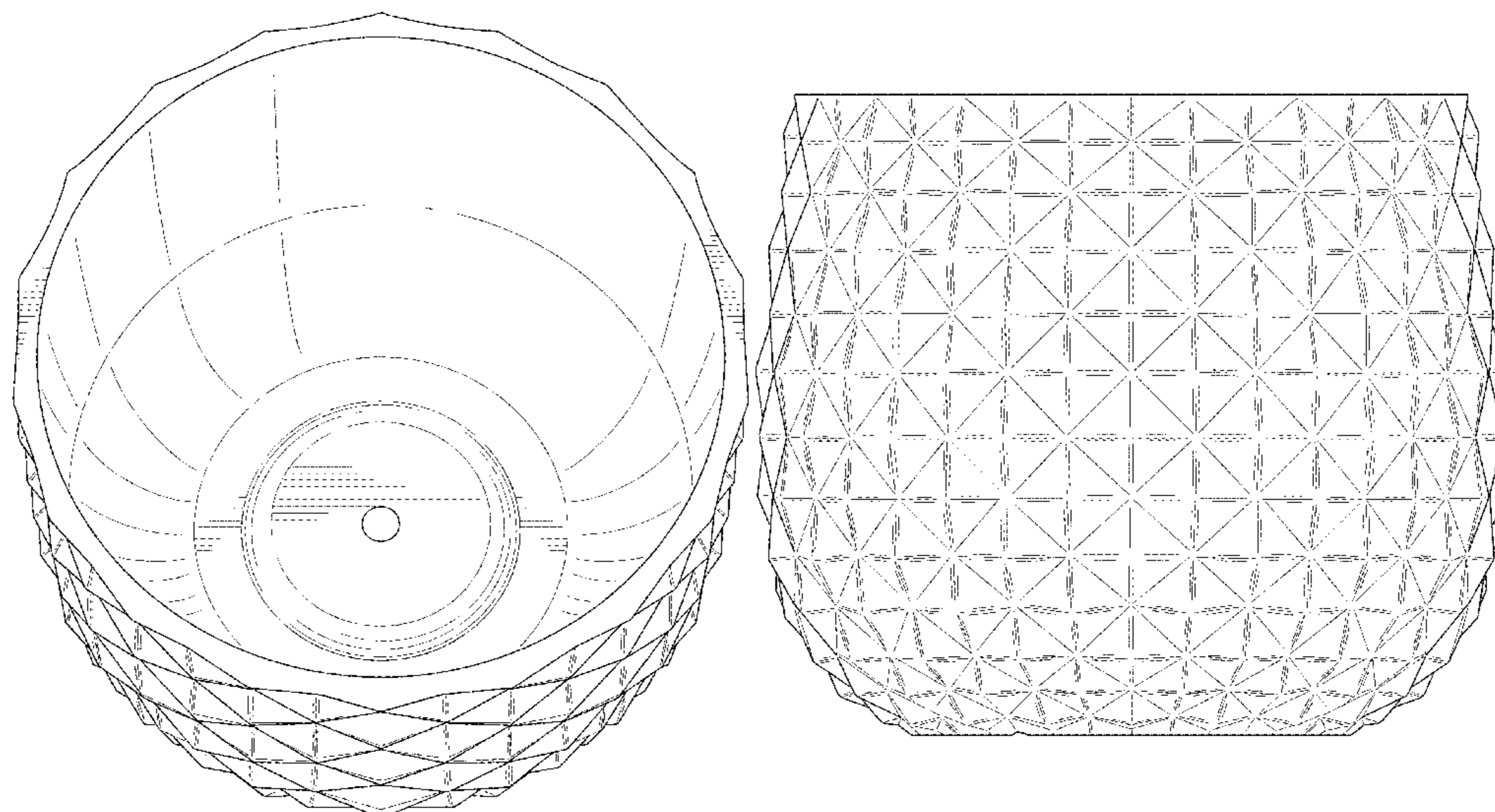
(57) **CLAIM**

The ornamental design for a planter, as shown and described.

DESCRIPTION

FIG. 1 is a front, right, top perspective view of a first embodiment of a planter showing my new design; FIG. 2 is a top, front perspective view thereof; FIG. 3 is a front elevation view thereof, the rear elevation view being the same; FIG. 4 is a right side elevation view thereof, the left side elevation view being the same; FIG. 5 is a top plan view thereof; FIG. 6 is a bottom plan view thereof; FIG. 7 is a front, bottom perspective view thereof; FIG. 8 is a front, right, top perspective view of a second embodiment of FIG. 1; FIG. 9 is a top, front perspective view thereof; FIG. 10 is a front elevation view thereof, the rear elevation view being the same; FIG. 11 is a right side elevation view thereof, the left side elevation view being the same; FIG. 12 is a top plan view thereof; FIG. 13 is a bottom plan view thereof; and, FIG. 14 is a front, bottom perspective view thereof. The broken lines showing the unclaimed inside and outside of the bottom are included to show portions of the planter that form no part of the claimed design.

1 Claim, 14 Drawing Sheets



(56)

References Cited

U.S. PATENT DOCUMENTS

D504,086	S	4/2005	Harbaugh	
D564,939	S *	3/2008	Fan	D11/152
D568,205	S	5/2008	Ford	
D610,409	S *	2/2010	Haas	D7/586
D713,209	S *	9/2014	Diehl	D7/565
D719,407	S *	12/2014	Liming	D7/523
D739,296	S *	9/2015	Thuma	D11/154
D744,283	S *	12/2015	Thun	D7/523
D750,938	S *	3/2016	Thun	D7/523
D801,312	S *	10/2017	Birger	H04R 1/1025 D14/223
D829,594	S *	10/2018	Beesley	D11/152
D832,264	S *	10/2018	Kim	D14/434
D835,460	S *	12/2018	Buttler	D7/401
D844,009	S *	3/2019	Kim	D14/434
D873,705	S *	1/2020	Horn	D11/147
D890,018	S *	7/2020	Wolff	D11/151
D893,948	S *	8/2020	Ou	D7/507
D926,625	S *	8/2021	Wolff	D11/151
2005/0024859	A1 *	2/2005	Micele, Jr.	F21S 13/12 362/161

* cited by examiner

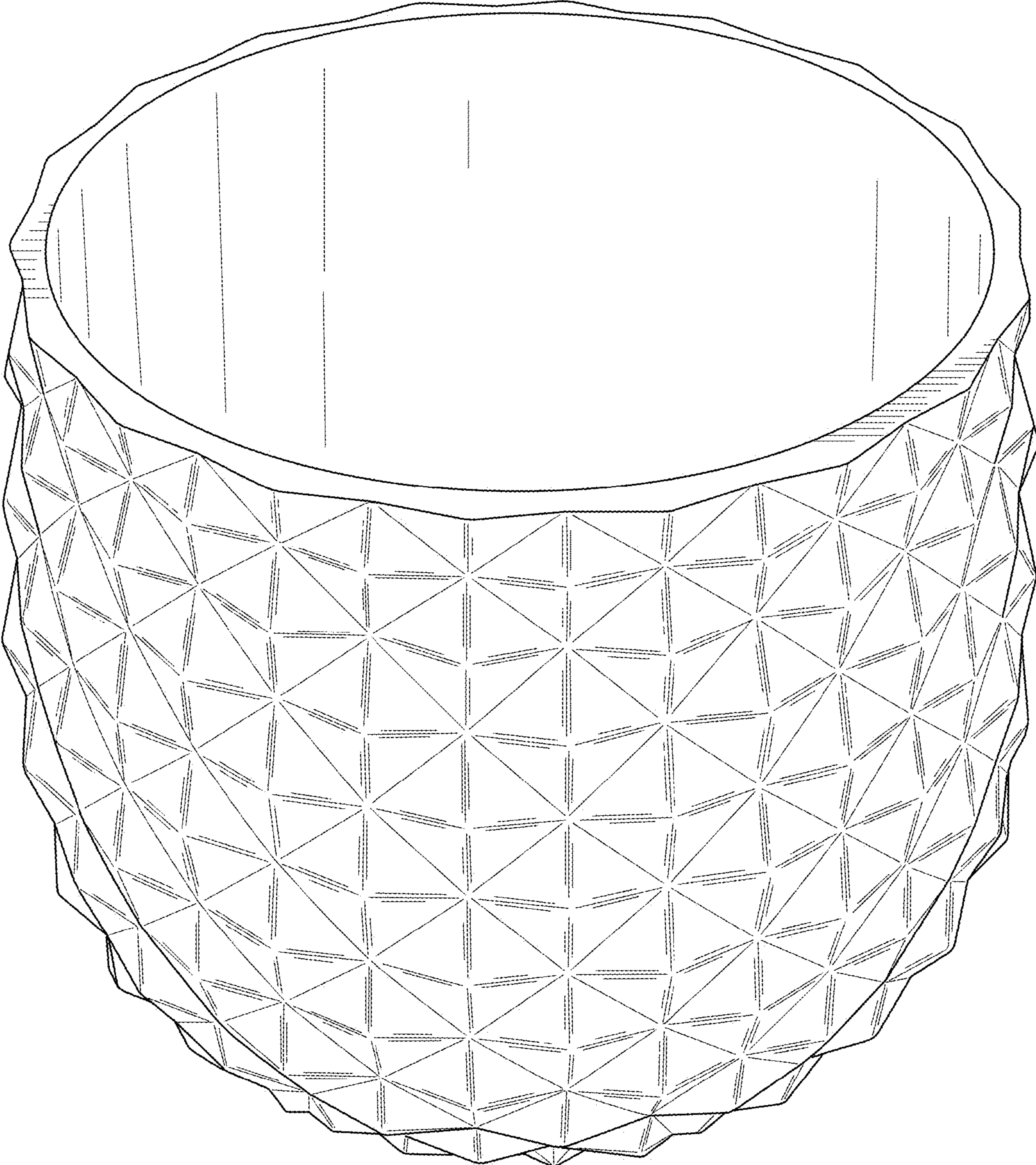


FIG. 1

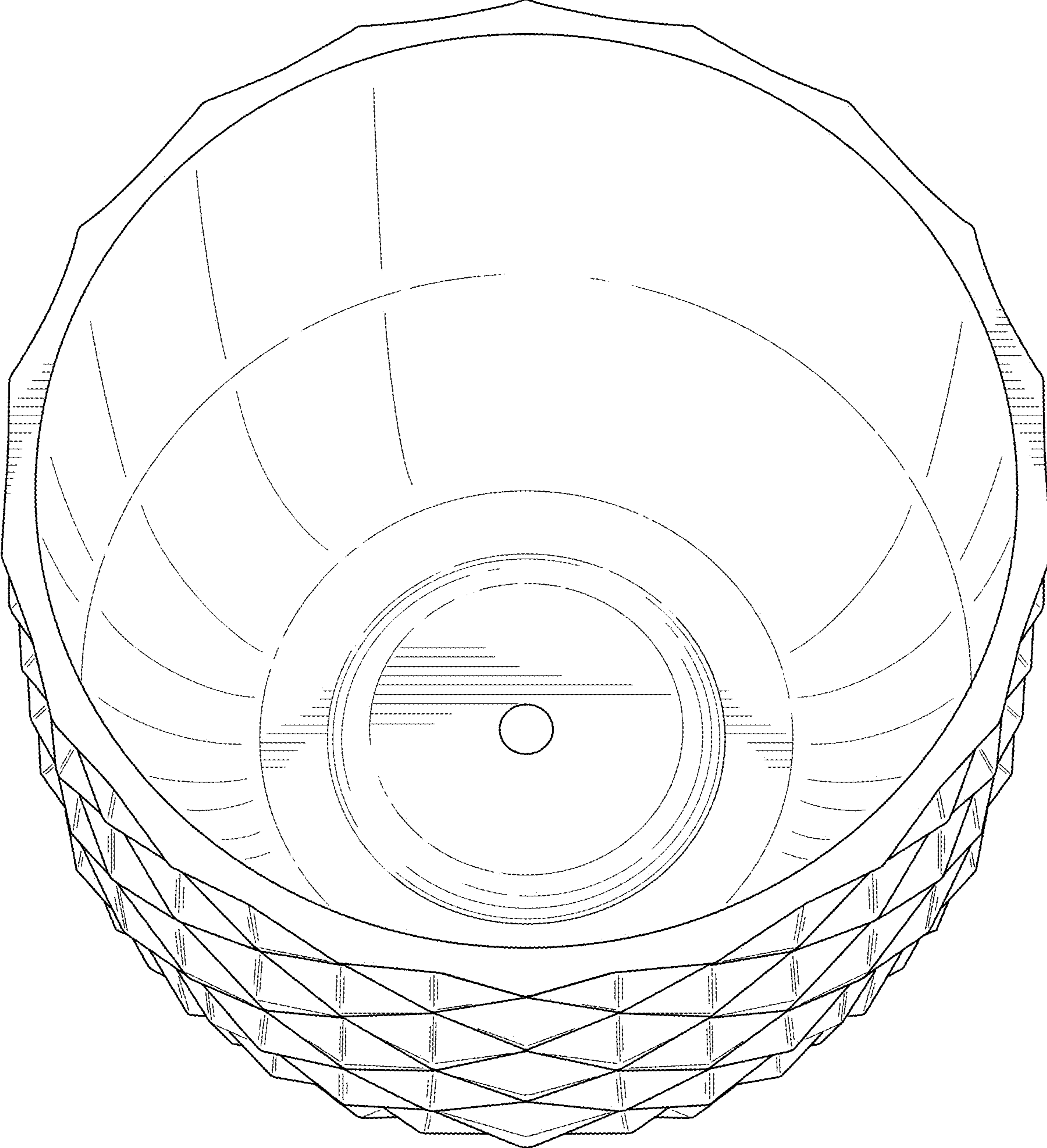


FIG. 2




FIG. 3




FIG. 4

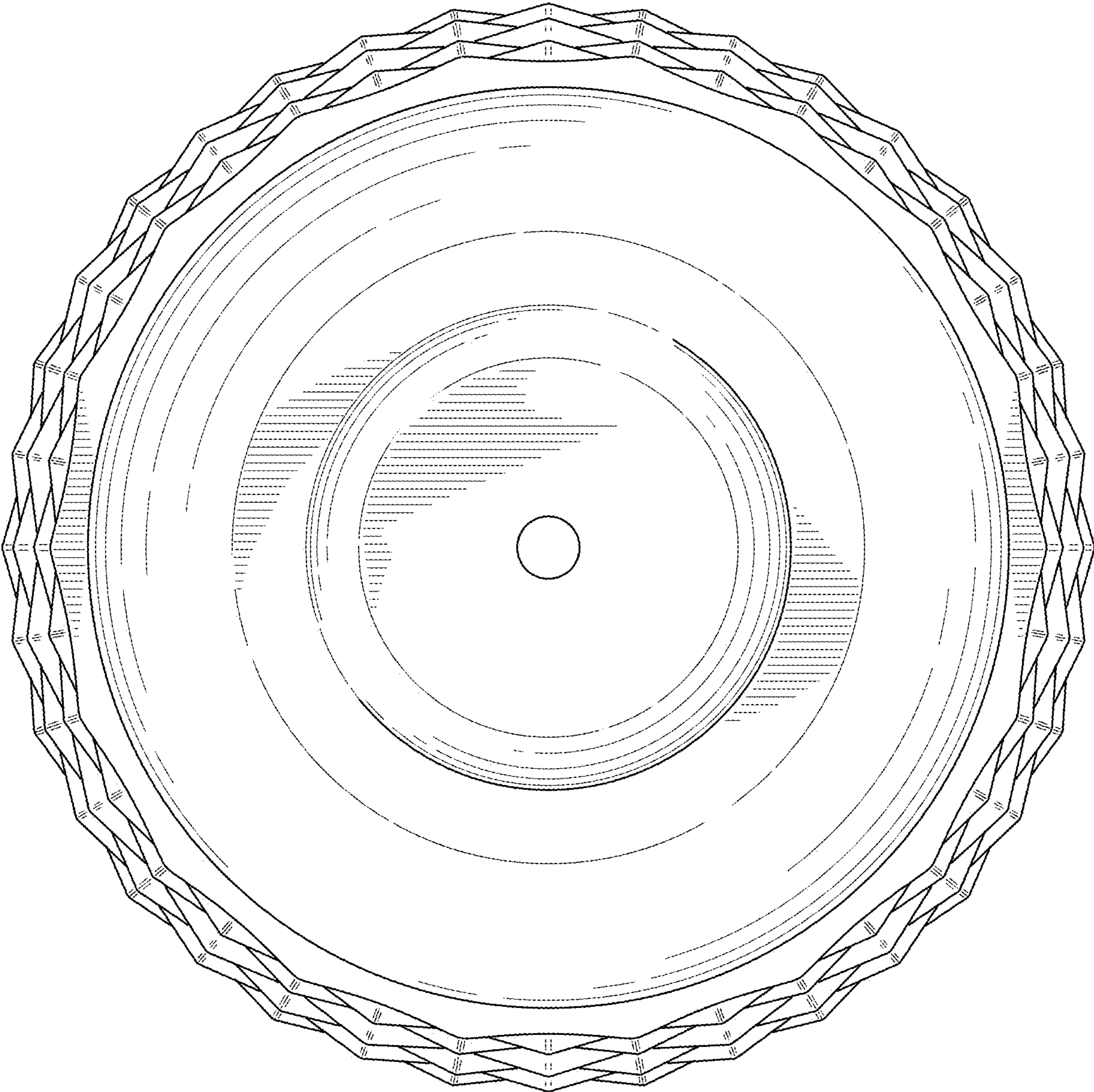


FIG. 5

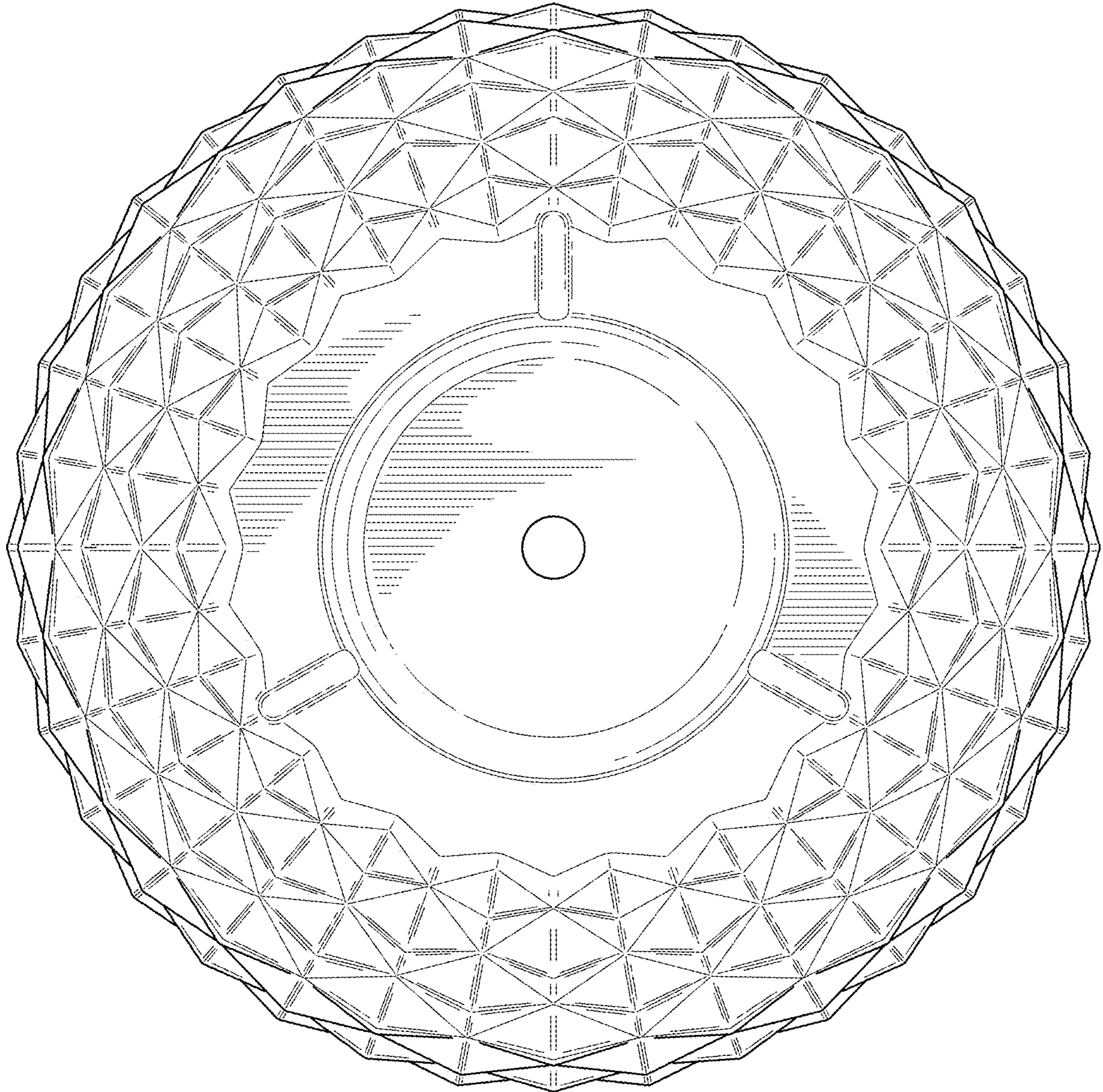


FIG. 6




FIG. 7

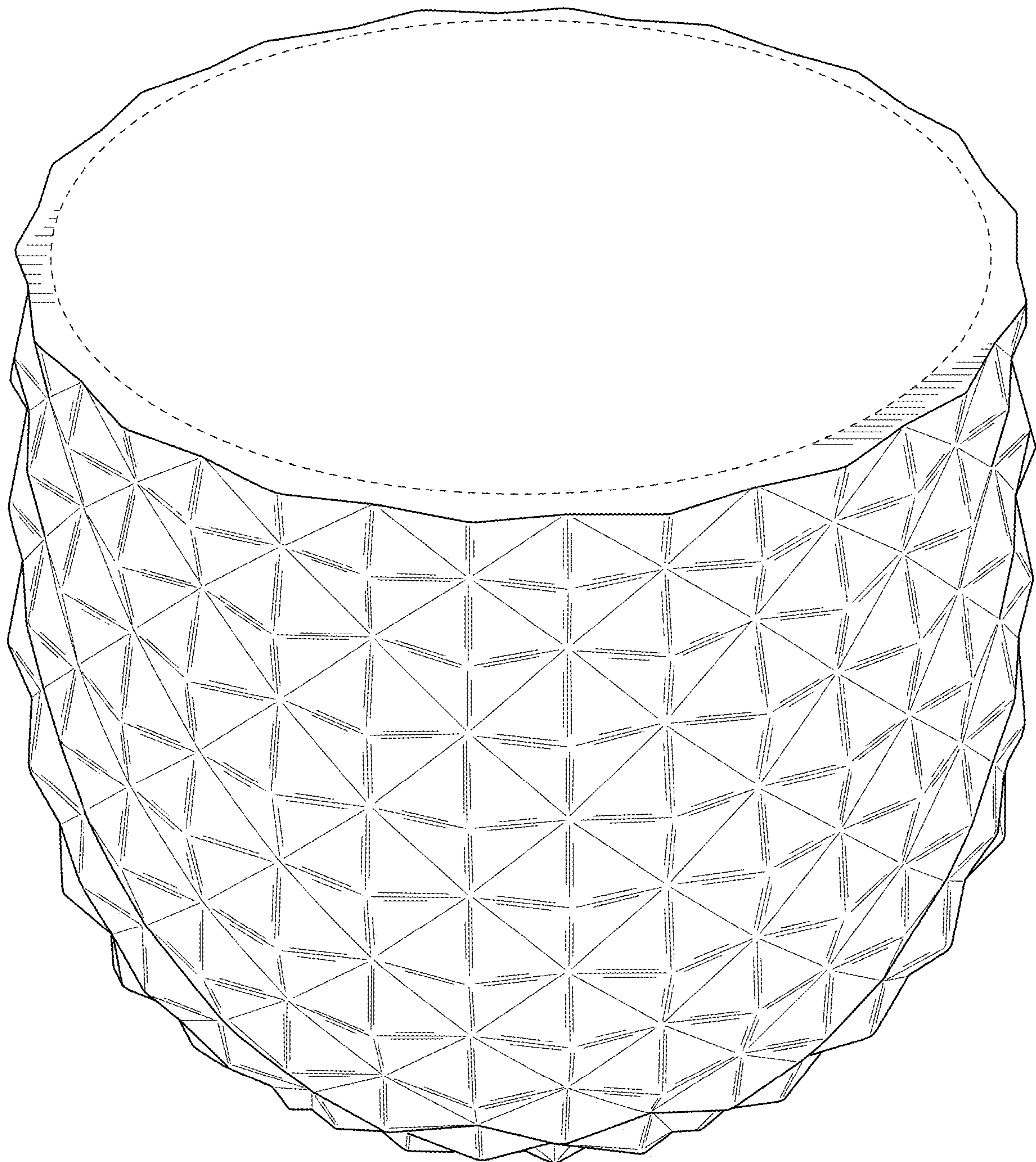


FIG. 8

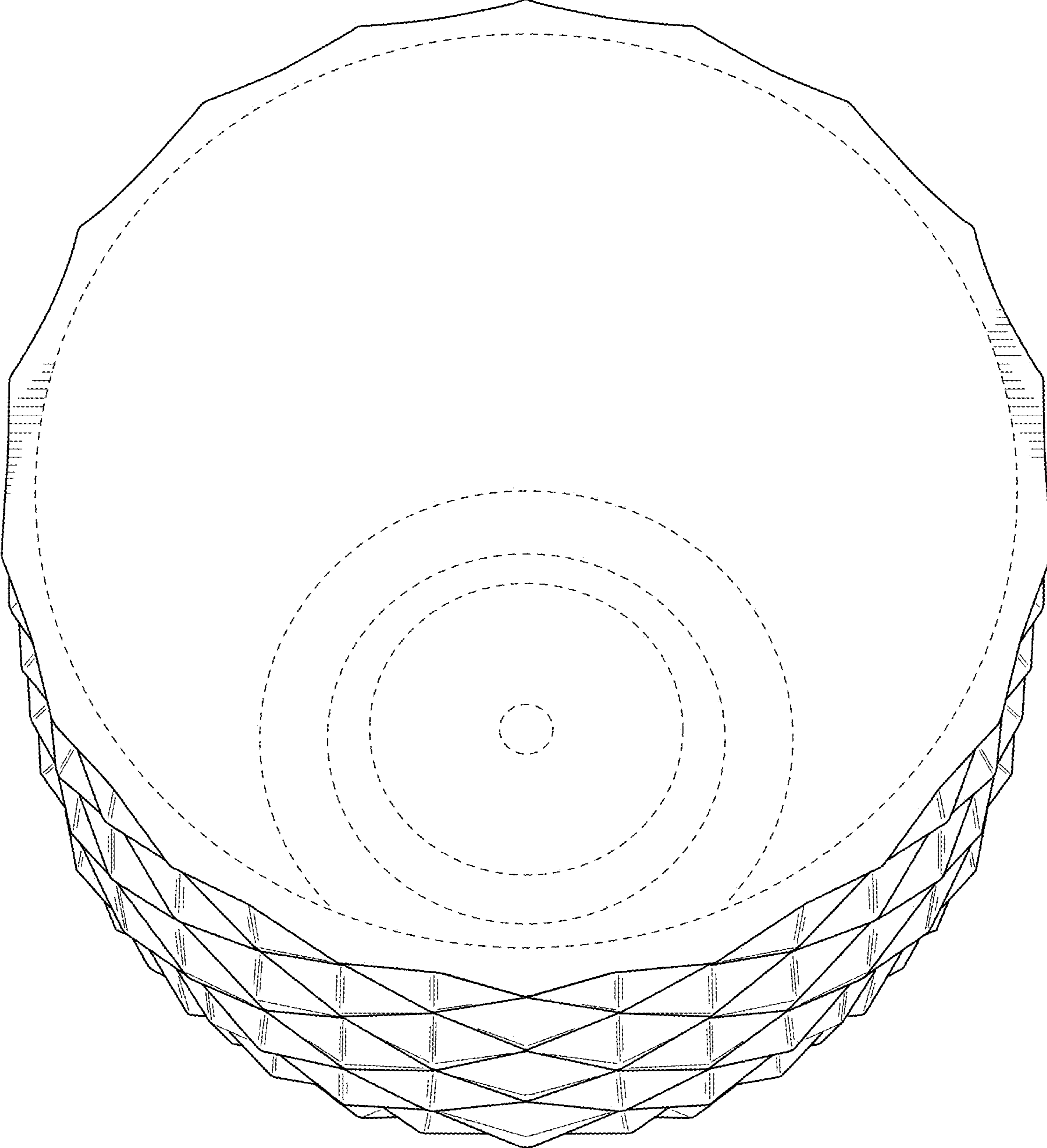


FIG. 9




FIG. 10




FIG. 11

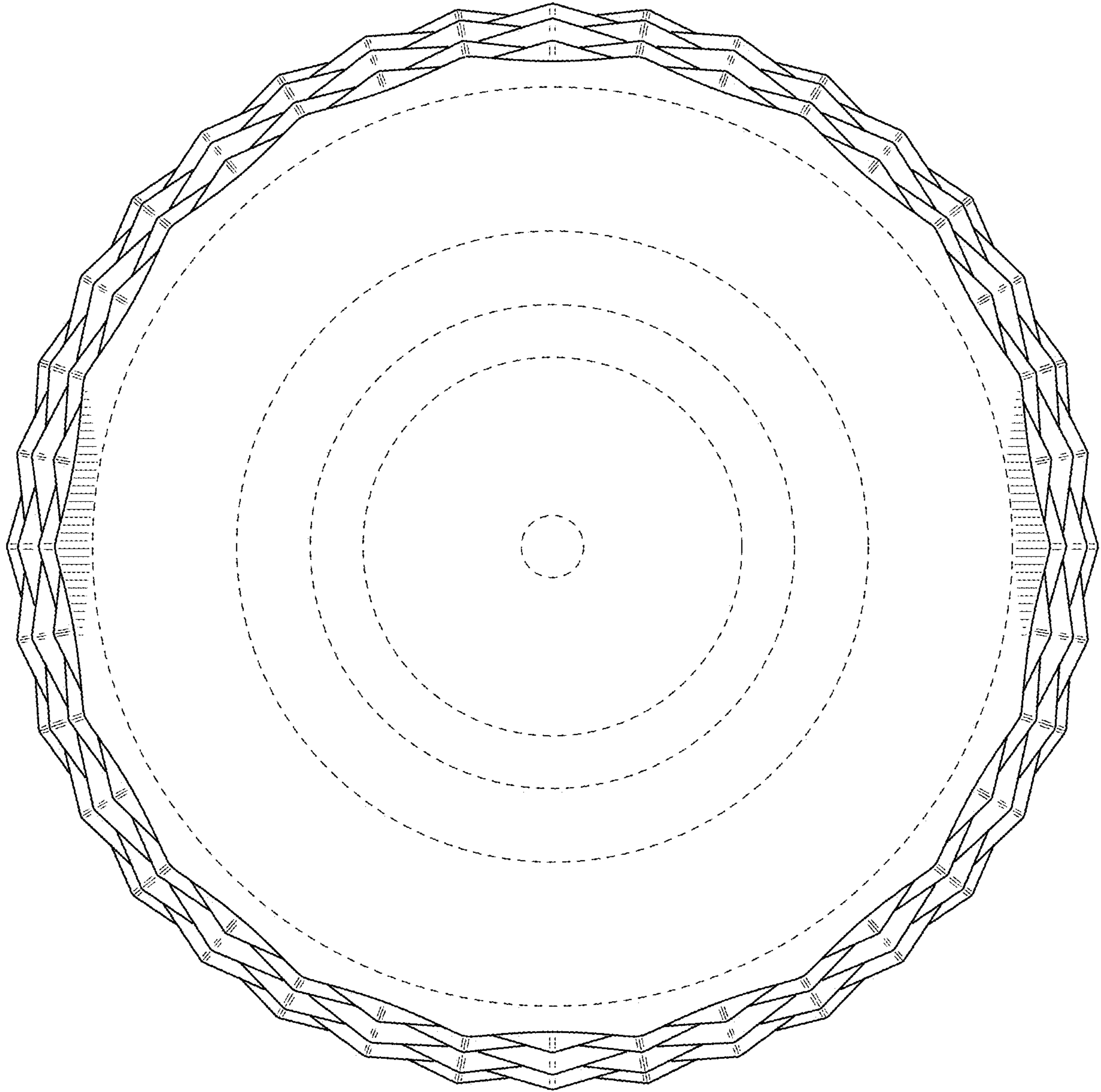


FIG. 12

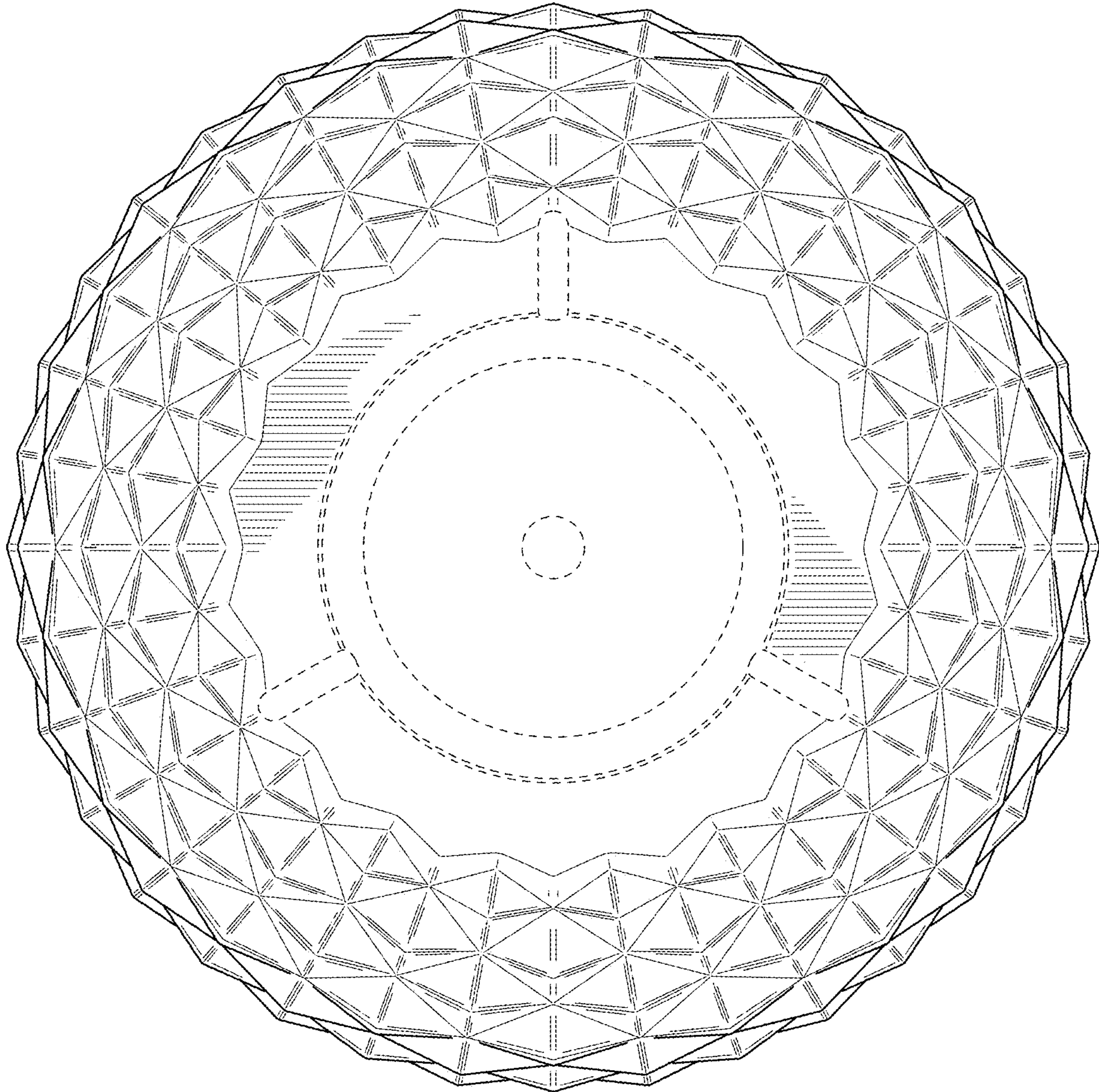


FIG. 13




FIG. 14