

US00D946452S

(12) **United States Design Patent** (10) **Patent No.:** **US D946,452 S**
Riviere (45) **Date of Patent:** **** Mar. 22, 2022**

(54) **RING**
(71) Applicant: **Harry Winston SA**, Plan-les-Ouates (CH)
(72) Inventor: **Dominique Riviere**, New York, NY (US)
(73) Assignee: **Harry Winston SA**, Plan-les-Ouates (CH)

D80,943 S * 4/1930 Gross D11/34
D80,945 S * 4/1930 Gross D11/34
D80,948 S * 4/1930 Gross D11/34
D80,950 S * 4/1930 Gross D11/34
D82,672 S * 12/1930 Gross D11/34
D877,644 S * 3/2020 Yatsugi-Kang D11/34
D934,717 S * 11/2021 Riviere D11/8

(**) Term: **15 Years**
(21) Appl. No.: **29/711,109**
(22) Filed: **Oct. 29, 2019**

(30) **Foreign Application Priority Data**

Apr. 30, 2019 (WO) WIPO83102
(51) **LOC (13) Cl.** **11-01**
(52) **U.S. Cl.**
USPC **D11/34**
(58) **Field of Classification Search**
USPC D11/1, 7, 8, 26-39, 79, 91, 92
CPC A44C 9/00; A44C 9/0007; A44C 9/0014;
A44C 9/0023; A44C 9/003; A44C
9/0038; A44C 9/0046; A44C 9/0053;
A44C 9/0061; A44C 9/0069; A44C
9/0076; A44C 9/0084; A44C 9/0092;
A44C 9/02; A44C 17/0258; A44C
17/0266; A44C 17/0275; A44C 17/0283;
A44C 17/02; A44C 17/0208; A44C
17/0216; A44C 17/0225; A44C 17/0233;
A44C 17/0241; A44C 17/025; A44C
17/0288; A44C 17/0291; A44C 1/00;
A44C 15/00; A44C 15/0005; A44C
15/001; A44C 15/005

See application file for complete search history.

(56) **References Cited**

U.S. PATENT DOCUMENTS

D77,358 S * 1/1929 Herzog et al. D11/35
D80,942 S * 4/1930 Gross D11/34

OTHER PUBLICATIONS

[Online] "Sunset by Harry Winston, Padparadescha Sapphire and diamond ring" <https://business.facebook.com/HarryWinston/photos/a.169162649782/169164044782/?type=3&theater>. Posted online Oct. 1, 2009. Retrieved Nov. 4, 2021.*

[Online] "Sunset by Harry Winston, Sapphire and Diamond Ring" <https://business.facebook.com/HarryWinston/photos/a.169162649782/169164074782/?type=3&theater>. Posted online Oct. 1, 2009. Retrieved Nov. 4, 2021.*

* cited by examiner

Primary Examiner — Melanie Pellegrini

(74) *Attorney, Agent, or Firm* — Blank Rome LLP


(57) **CLAIM**

The ornamental design for a ring, as shown and described.

DESCRIPTION

FIG. 1 is a top view of a ring of the present design;
FIG. 2 is a bottom perspective view thereof;
FIG. 3 is a right side view thereof, the left side view being a mirror image thereof;
FIG. 4 is a front view thereof, the rear view being a mirror image thereof
FIG. 5 is a left side perspective view thereof;
FIG. 6 is a right side perspective view thereof;
FIG. 7 is a top, right side perspective view thereof; and,
FIG. 8 is a bottom, left side perspective view thereof.

1 Claim, 8 Drawing Sheets






Fig. 1



Fig 2

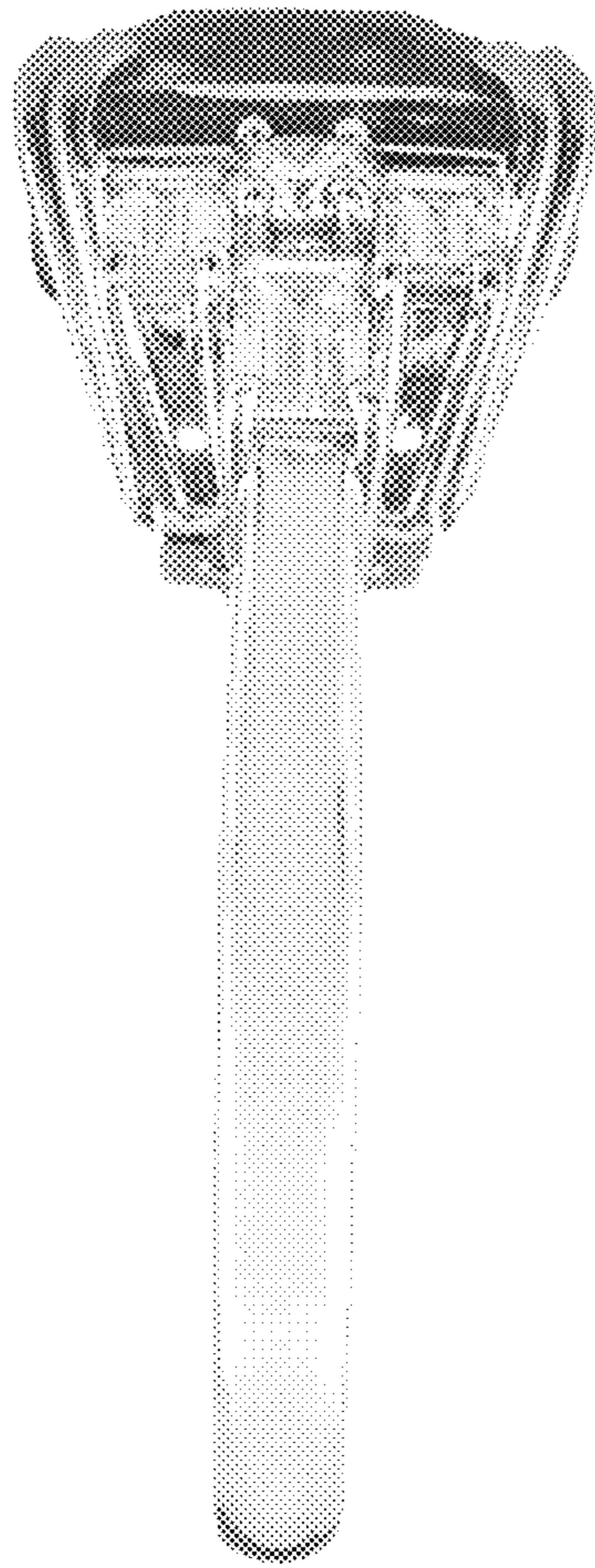


Fig. 3



Fig. 4

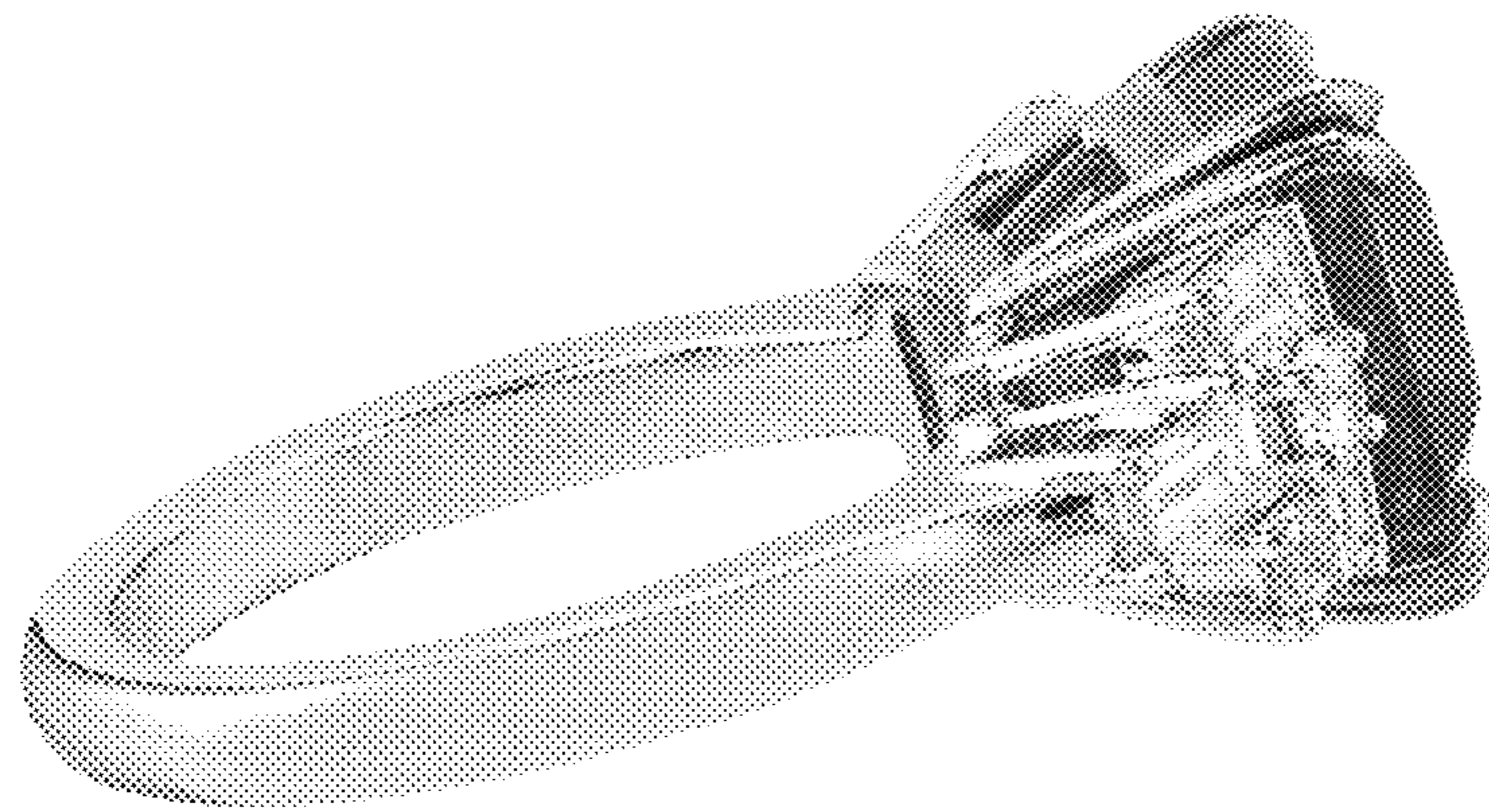


Fig. 5

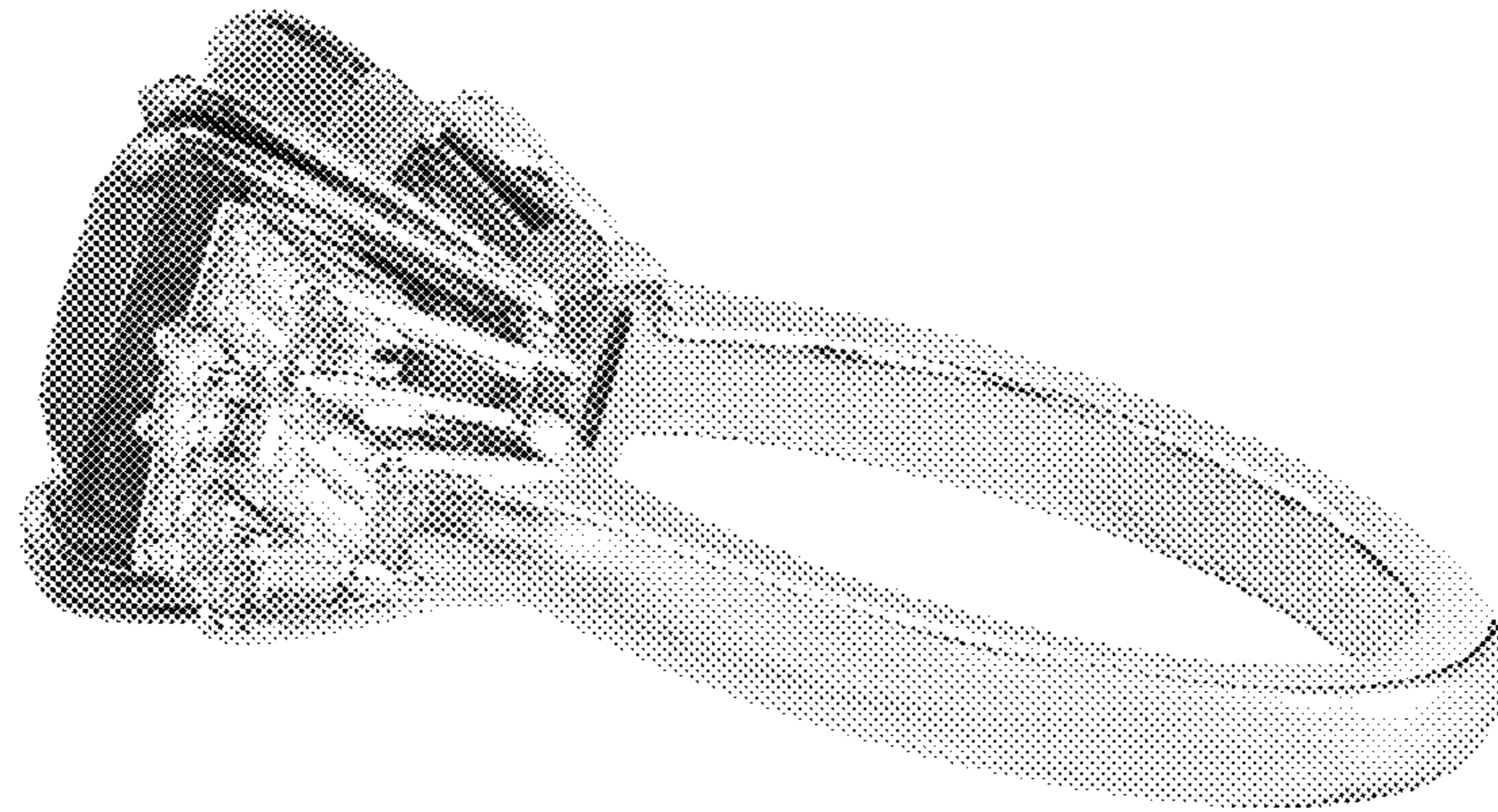


Fig. 6




Fig. 7




Fig. 8